



www.hsc.org.uk



Friday 25th - Sunday 27th July, 2014



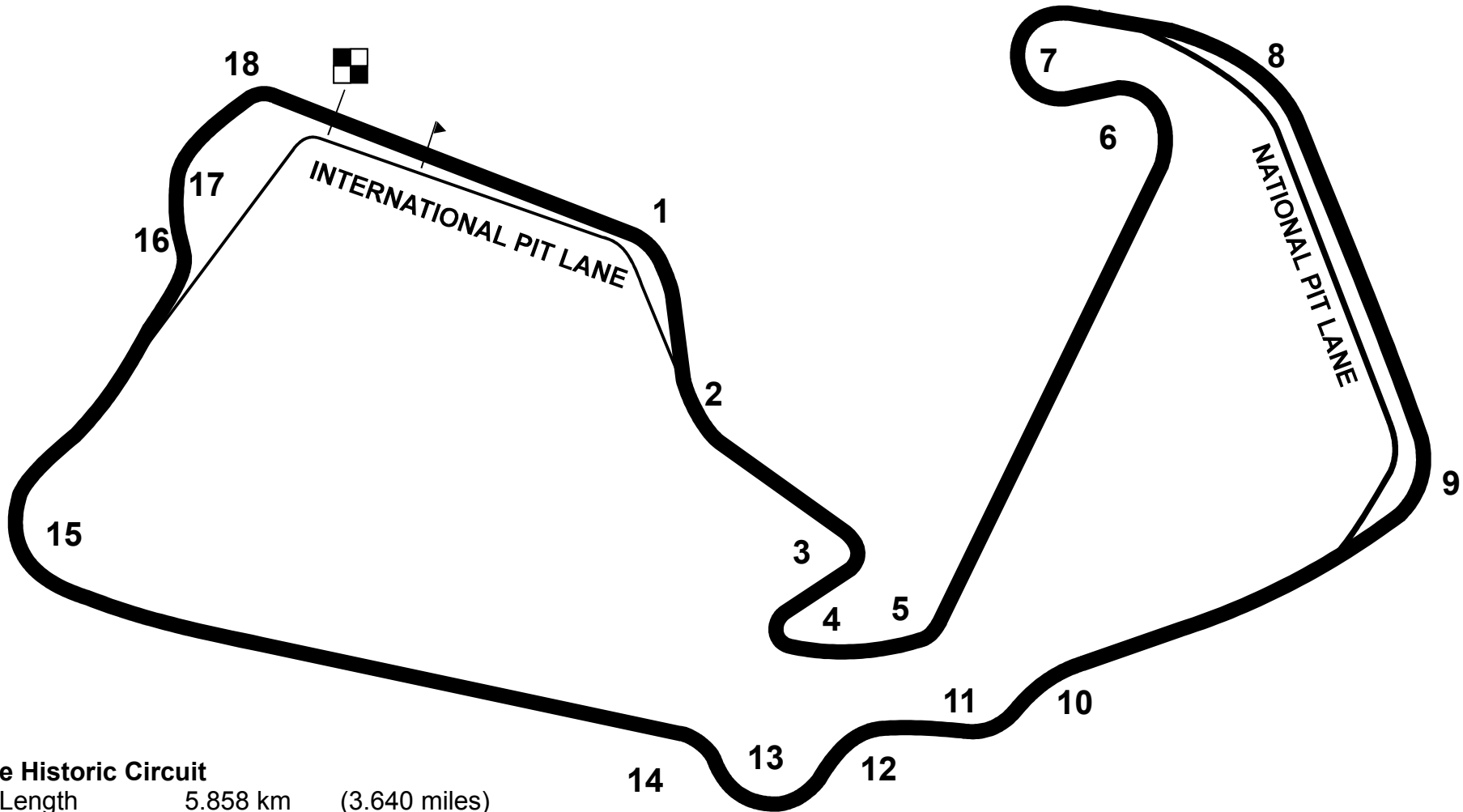
Timing & Results by MST SYSTEMS Ltd.
www.mstworld.com

© MST SYSTEMS Ltd. 2014

The Haysfield, Spring Lane North, Malvern, Worcestershire, WR14 1GF
Tel: +44 (0) 1684 560614 Fax: +44 (0) 1684 560624 email: motorsport@mstworld.com



Silverstone



Silverstone Historic Circuit

Centreline Length	5.858 km	(3.640 miles)
Start line offset	135m	
National Pit Lane	336m	(20 seconds @ 60 km/h)
International Pit Lane	458m	(27 seconds @ 60 km/h)

Peter Arundell Trophy for Historic Formula Junior
RACE 1 - QUALIFYING - Silverstone - 25-27 July 2014

POS	NO	CL	DRIVER	NAT	CAR	TIME	LAPS	GAP	MPH
1	70	E1	David METHLEY	GBR	Brabham BT6	2:20.499	9		93.26
2	53	E1	Sam WILSON*	GBR	Lotus 20/22	2:20.758	8	0.259	93.09
3	79	E1	Andrew HIBBERD	GBR	Lotus 22	2:21.538	9	1.039	92.58
4	163	E1	Jon MILICEVIC	GBR	Cooper T59	2:21.892	9	1.393	92.35
5	51	E1	Michael HIBBERD	GBR	Lotus 27	2:22.083	9	1.584	92.22
6	92	E1	Westie MITCHELL	GBR	De Tomaso FJ	2:22.468	9	1.969	91.97
7	55	E1	M ROSSI DI MONTELERA	ITA	Lotus 22	2:23.166	9	2.667	91.53
8	69	E1	Stuart ROACH	GBR	Alexis Mk4	2:24.648	9	4.149	90.59
9	161	E1	Andrew BEAUMONT	GBR	Lotus 22	2:25.050	9	4.551	90.34
10	52	E1	James CLARIDGE	GBR	Lola Mk5A	2:25.829	9	5.330	89.85
11	87	D2	Andrew WILKINSON	GBR	Lynx T3	2:26.273	9	5.774	89.58
12	84	E1	Mark WOODHOUSE	GBR	Lotus 20/22	2:26.506	9	6.007	89.44
13	58	E1	Richard SMEETON	GBR	Wainer 63	2:26.909	9	6.410	89.19
14	61	E1	Simon DIFFEY	GBR	Lotus 20	2:27.178	9	6.679	89.03
15	72	E1	John DOWSON	GBR	Brabham BT2	2:27.438	8	6.939	88.87
16	83	E1	Martin WALFORD	GBR	Lotus 22	2:28.207	8	7.708	88.41
17	82	E1	Andrew GARSIDE	GBR	Lotus 20/22	2:28.481	9	7.982	88.25
18	65	E1	Urs MUELLER	CHE	Lotus 20/22	2:28.498	8	7.999	88.24
19	73	E1	Peter ANSTISS	GBR	Lotus 20/22	2:29.278	9	8.779	87.78
20	63	E1	Gregoire AUDI	FRA	Lotus 22	2:29.543	8	9.044	87.62
21	37	C2	Andrew TAYLOR	GBR	Cooper T56	2:29.935	9	9.436	87.39
22	11	B2	Will MITCHAM	GBR	U2 Mk2	2:30.314	3	9.815	87.17
23	90	E1	Andrew HAYDEN	GBR	Lotus 22	2:30.335	8	9.836	87.16
24	76	E1	John REES	GBR	Lotus 22	2:30.828	8	10.329	86.88
25	183	E1	Arlette MUELLER	CHE	Lotus 22	2:30.971	8	10.472	86.79
26	41	C2	Harrison SCOTT	GBR	Cooper T56	2:32.800	8	12.301	85.75
27	14	C2	Crispian BESLEY	GBR	Cooper T56	2:32.839	9	12.340	85.73
28	25	B2	Barrie WILLIAMS	GBR	Bond FJ	2:34.247	8	13.748	84.95
29	19	D2	Jarrah VENABLES	AUS	Nota FJ	2:35.497	3	14.998	84.27
30	86	E1	C ROSSI DI MONTELERA	FRA	Brabham BT6	2:36.699	8	16.200	83.62
31	47	C2	Lorraine GATHERCOLE	GBR	Lotus 18	2:37.059	8	16.560	83.43
32	80	E1	Phil INGLE	GBR	Lotus 20/22	2:38.645	5	18.146	82.60
33	24	A	Michael GANS	USA	Stanguellini FJ	2:39.516	8	19.017	82.14
34	10	B2	Mike WALKER	GBR	Bond FJ	2:40.070	8	19.571	81.86
35	23	B2	John ARNOLD	GBR	Elva 100	2:40.322	8	19.823	81.73
36	831	D2	Jonathan FYDA	GBR	U2 Mk3	2:41.463	8	20.964	81.15
37	20	A	Patrick BARFORD	GBR	EFAC Stanguellini	2:41.931	8	21.432	80.92
38	42	D2	Martin AUBERT	ARG	Lotus 20	2:43.213	6	22.714	80.28
39	174	E1	Larry KINCH	GBR	Lotus 22	2:43.348	8	22.849	80.22
40	94	D1	Gregan THRUSTON	GBR	Lotus 20	2:43.662	8	23.163	80.06
41	29	B2	William GRIMSHAW	GBR	Moorland Mk1	2:43.966	6	23.467	79.91
42	36	E1	Tony BEST	GBR	Lotus 20/22	2:44.154	8	23.655	79.82
43	98	E1	Chris MERRICK	GBR	Cooper T59	2:44.678	8	24.179	79.57
44	192	D2	Nick WIGLEY	GBR	Nota FJ	2:45.132	4	24.633	79.35
45	71	D2	Andrew THORPE	GBR	Lotus 20	2:46.135	4	25.636	78.87
46	32	C2	Colin NURSEY	GBR	Lotus 18	2:46.830	8	26.331	78.54
47	38	C2	Gil DUFFY	GBR	Kieft FJ	2:46.961	7	26.462	78.48
48	26	B2	Roger DEXTER	GBR	Elva-DKW 100	2:47.062	7	26.563	78.43
49	88	D2	Lance WHITEHEAD	GBR	Lotus 20	2:47.775	4	27.276	78.10
50	95	D2	Anthony GODDARD	GBR	Tojeiro FJ	2:48.888	8	28.389	77.59
51	7	B2	Duncan RABAGLIATI	GBR	Alexis HF1	2:53.396	8	32.897	75.57
52	49	C2	Mike GREGORY	GBR	De Tomaso ISIS	2:54.647	7	34.148	75.03
53	4	B1	Graham BARRON	GBR	Gemini Mk2	3:00.106	5	39.607	72.75
54	18	B2	Stephen BULLING	GBR	Sadler FJ	3:16.018	7	55.519	66.85
55	114	A	Julia DE BALDANZA	ITA	OSCA FJ	3:26.017	6	1:05.518	63.60

Car 53 requires a working transponder - Regulation Q.12.2.1 refers, a 30 second penalty will be applied if not working in the race. Weather/Track: Sun/Dry
 These results are provisional until the conclusion of any judicial and technical matters. Start: 09:00 End: 09:20
 Circuit Length = 3.6400 miles.

Clerk of the Course:	Timekeeper:
----------------------	-------------

Peter Arundell Trophy for Historic Formula Junior
RACE 1 - QUALIFYING LAP ANALYSIS - Silverstone - 25-27 July 2014

4	Graham BARRON	GBR	Gemini Mk2
1 - X:00.000 2 - 3:00.106 3 - 3:01.268 4 - 3:08.258 5 - 6:14.378			
7	Duncan RABAGLIATI	GBR	Alexis HF1
1 - X:00.000 6 - 2:54.761 2 - 2:54.328 7 - 2:56.974 3 - 2:53.396 8 - 2:53.629 4 - 2:54.224 5 - 2:54.789			
10	Mike WALKER	GBR	Bond FJ
1 - X:00.000 6 - 2:44.687 2 - 2:49.413 7 - 2:40.070 3 - 2:43.564 8 - 2:46.244 4 - 2:45.845 5 - 2:41.998			
11	Will MITCHAM	GBR	U2 Mk2
1 - X:00.000 2 - 2:35.662 3 - 2:30.314			
14	Crispian BESLEY	GBR	Cooper T56
1 - X:00.000 6 - 2:34.132 2 - 2:37.043 7 - 2:32.839 3 - 2:33.371 8 - 2:33.578 4 - 2:36.013 9 - 2:39.610 5 - 2:33.649			
18	Stephen BULLING	GBR	Sadler FJ
1 - X:00.000 6 - 3:19.375 2 - 3:19.304 7 - 3:18.334 3 - 3:19.794 4 - 3:16.821 5 - 3:16.018			
19	Jarraah VENABLES	AUS	Nota FJ
1 - X:00.000 2 - 2:35.497 3 - 2:38.898			

Car 53 requires a working transponder - Regulation Q.12.2.1 refers, a 30 second penalty will be applied if not working in the race. Weather/Track: Sun/Dry

Silverstone
 Circuit Length = 3.6400 miles.
 Start: 09:00 End: 09:20

Peter Arundell Trophy for Historic Formula Junior
RACE 1 - QUALIFYING LAP ANALYSIS - Silverstone - 25-27 July 2014
 (contd.)

20	Patrick BARFORD	GBR	EFAC Stanguellini
1 -	X:00.000	6 -	2:47.029
2 -	2:58.746	7 -	2:41.931
3 -	2:55.292	8 -	2:46.218
4 -	2:49.144		
5 -	2:50.844		
23	John ARNOLD	GBR	Elva 100
1 -	X:00.000	6 -	2:42.639
2 -	2:53.628	7 -	2:40.322
3 -	2:46.665	8 -	2:42.123
4 -	2:44.244		
5 -	2:42.439		
24	Michael GANS	USA	Stanguellini FJ
1 -	X:00.000	6 -	2:41.117
2 -	2:49.416	7 -	2:39.516
3 -	2:43.062	8 -	2:41.071
4 -	2:42.707		
5 -	2:44.294		
25	Barrie WILLIAMS	GBR	Bond FJ
1 -	X:00.000	6 -	2:37.451
2 -	2:46.208	7 -	2:36.344
3 -	2:41.477	8 -	2:34.247
4 -	2:43.653		
5 -	2:40.800		
26	Roger DEXTER	GBR	Elva-DKW 100
1 -	X:00.000	6 -	2:53.516
2 -	3:01.589	7 -	2:49.582
3 -	2:53.715		
4 -	2:47.062		
5 -	2:49.306		
29	William GRIMSHAW	GBR	Moorland Mk1
1 -	X:00.000	6 -	3:24.398
2 -	3:01.022		
3 -	2:50.981		
4 -	2:43.966		
5 -	2:44.508		
32	Colin NURSEY	GBR	Lotus 18
1 -	X:00.000	6 -	2:48.514
2 -	2:52.277	7 -	2:48.612
3 -	2:57.773	8 -	2:49.653
4 -	2:48.442		
5 -	2:46.830		

Car 53 requires a working transponder - Regulation Q.12.2.1 refers, a 30 second penalty will be applied if not working in the race. Weather/Track: Sun/Dry

Silverstone
 Circuit Length = 3.6400 miles.
 Start: 09:00 End: 09:20

Peter Arundell Trophy for Historic Formula Junior
RACE 1 - QUALIFYING LAP ANALYSIS - Silverstone - 25-27 July 2014
 (contd.)

36	Tony BEST	GBR	Lotus 20/22
1 -	X:00.000	6 -	2:44.154
2 -	3:01.337	7 -	2:48.031
3 -	2:51.114	8 -	2:54.261
4 -	2:49.273		
5 -	2:46.187		
37	Andrew TAYLOR	GBR	Cooper T56
1 -	X:00.000	6 -	2:31.244
2 -	2:34.829	7 -	2:30.474
3 -	2:33.510	8 -	2:33.950
4 -	2:29.935	9 -	2:32.043
5 -	2:31.202		
38	Gil DUFFY	GBR	Kieft FJ
1 -	X:00.000	6 -	2:46.961
2 -	3:40.824	7 -	2:50.125
3 -	2:51.753		
4 -	2:50.804		
5 -	2:50.159		
41	Harrison SCOTT	GBR	Cooper T56
1 -	X:00.000	6 -	4:09.996
2 -	2:36.884	7 -	2:33.234
3 -	2:32.800	8 -	2:33.789
4 -	2:41.779		
5 -	2:48.084		
42	Martin AUBERT	ARG	Lotus 20
1 -	X:00.000	6 -	2:46.973
2 -	2:59.554		
3 -	2:47.314		
4 -	2:46.042		
5 -	2:43.213		
47	Lorraine GATHERCOLE	GBR	Lotus 18
1 -	X:00.000	6 -	2:37.337
2 -	2:44.561	7 -	2:37.661
3 -	2:41.083	8 -	2:39.261
4 -	2:40.206		
5 -	2:37.059		
49	Mike GREGORY	GBR	De Tomaso ISIS
1 -	X:00.000	6 -	2:57.567
2 -	2:58.195	7 -	2:57.296
3 -	2:54.647		
4 -	2:56.078		
5 -	2:57.799		

Car 53 requires a working transponder - Regulation Q.12.2.1 refers, a 30 second penalty will be applied if not working in the race. Weather/Track: Sun/Dry

Silverstone
 Circuit Length = 3.6400 miles.
 Start: 09:00 End: 09:20

Peter Arundell Trophy for Historic Formula Junior
RACE 1 - QUALIFYING LAP ANALYSIS - Silverstone - 25-27 July 2014
 (contd.)

51	Michael HIBBERD	GBR	Lotus 27
1 -	X:00.000	6 -	2:28.331
2 -	2:25.822	7 -	2:23.745
3 -	2:22.643	8 -	2:22.083
4 -	2:25.261	9 -	2:27.309
5 -	2:23.040		
52	James CLARIDGE	GBR	Lola Mk5A
1 -	X:00.000	6 -	2:25.829
2 -	2:34.643	7 -	2:29.208
3 -	2:30.453	8 -	2:25.933
4 -	2:27.475	9 -	2:30.957
5 -	2:27.502		
53	Sam WILSON*	GBR	Lotus 20/22
1 -	X:00.000	6 -	2:22.237
2 -	2:23.743	7 -	2:22.980
3 -	2:22.728	8 -	2:22.824
4 -	2:21.704		
5 -	2:20.758		
55	M ROSSI DI MONTELERA	ITA	Lotus 22
1 -	X:00.000	6 -	2:24.571
2 -	2:26.616	7 -	2:24.783
3 -	2:24.161	8 -	2:26.492
4 -	2:25.055	9 -	2:23.166
5 -	2:23.666		
58	Richard SMEETON	GBR	Wainer 63
1 -	X:00.000	6 -	2:27.571
2 -	2:30.305	7 -	2:28.695
3 -	2:27.508	8 -	2:30.342
4 -	2:27.994	9 -	2:31.207
5 -	2:26.909		
61	Simon DIFFEY	GBR	Lotus 20
1 -	X:00.000	6 -	2:30.118
2 -	2:30.811	7 -	2:29.898
3 -	2:30.298	8 -	2:32.703
4 -	2:28.074	9 -	2:28.250
5 -	2:27.178		
63	Gregoire AUDI	FRA	Lotus 22
1 -	X:00.000	6 -	2:30.454
2 -	2:44.397	7 -	2:29.543
3 -	2:33.064	8 -	2:30.816
4 -	2:38.698		
5 -	2:35.209		

Car 53 requires a working transponder - Regulation Q.12.2.1 refers, a 30 second penalty will be applied if not working in the race. Weather/Track: Sun/Dry

Silverstone
 Circuit Length = 3.6400 miles.
 Start: 09:00 End: 09:20

Peter Arundell Trophy for Historic Formula Junior
RACE 1 - QUALIFYING LAP ANALYSIS - Silverstone - 25-27 July 2014
 (contd.)

65	Urs MUELLER	CHE	Lotus 20/22
1 - X:00.000	6 - 2:28.531		
2 - 2:34.081	7 - 2:28.698		
3 - 2:29.937	8 - 2:28.498		
4 - 2:29.220			
5 - 2:28.791			
69	Stuart ROACH	GBR	Alexis Mk4
1 - X:00.000	6 - 2:27.731		
2 - 2:29.659	7 - 2:26.853		
3 - 2:26.945	8 - 2:27.066		
4 - 2:27.122	9 - 2:24.648		
5 - 2:28.848			
70	David METHLEY	GBR	Brabham BT6
1 - X:00.000	6 - 2:24.363		
2 - 2:24.867	7 - 2:21.372		
3 - 2:21.561	8 - 2:21.075		
4 - 2:22.799	9 - 2:20.499		
5 - 2:21.859			
71	Andrew THORPE	GBR	Lotus 20
1 - X:00.000			
2 - 2:50.979			
3 - 2:47.799			
4 - 2:46.135			
72	John DOWSON	GBR	Brabham BT2
1 - X:00.000	6 - 2:28.615		
2 - 2:41.553	7 - 2:27.438		
3 - 2:34.581	8 - 2:32.539		
4 - 2:31.710			
5 - 2:29.917			
73	Peter ANSTISS	GBR	Lotus 20/22
1 - X:00.000	6 - 2:29.278		
2 - 2:36.437	7 - 2:32.471		
3 - 2:30.662	8 - 2:30.570		
4 - 2:31.971	9 - 2:31.138		
5 - 2:31.022			
76	John REES	GBR	Lotus 22
1 - X:00.000	6 - 2:31.332		
2 - 2:35.869	7 - 2:32.463		
3 - 2:34.375	8 - 2:30.828		
4 - 2:33.754			
5 - 2:33.405			

Car 53 requires a working transponder - Regulation Q.12.2.1 refers, a 30 second penalty will be applied if not working in the race. Weather/Track: Sun/Dry

Silverstone
 Circuit Length = 3.6400 miles.
 Start: 09:00 End: 09:20

Peter Arundell Trophy for Historic Formula Junior
RACE 1 - QUALIFYING LAP ANALYSIS - Silverstone - 25-27 July 2014
 (contd.)

79	Andrew HIBBERD	GBR	Lotus 22
1 - X:00.000	6 - 2:31.128		
2 - 2:22.868	7 - 2:25.207		
3 - 2:23.537	8 - 2:21.538		
4 - 2:26.063	9 - 2:22.744		
5 - 2:27.555			
80	Phil INGLE	GBR	Lotus 20/22
1 - X:00.000			
2 - 8:57.531			
3 - 2:44.519			
4 - 2:41.690			
5 - 2:38.645			
82	Andrew GARSIDE	GBR	Lotus 20/22
1 - X:00.000	6 - 2:31.269		
2 - 2:36.035	7 - 2:28.481		
3 - 2:36.831	8 - 2:30.129		
4 - 2:35.298	9 - 2:28.618		
5 - 2:30.638			
83	Martin WALFORD	GBR	Lotus 22
1 - X:00.000	6 - 2:28.207		
2 - 2:39.675	7 - 2:31.180		
3 - 2:31.192	8 - 2:31.318		
4 - 2:30.017			
5 - 2:28.652			
84	Mark WOODHOUSE	GBR	Lotus 20/22
1 - X:00.000	6 - 2:26.732		
2 - 2:35.097	7 - 2:26.950		
3 - 2:33.174	8 - 2:26.506		
4 - 2:28.956	9 - 2:27.133		
5 - 2:28.631			
86	C ROSSI DI MONTELERA	FRA	Brabham BT6
1 - X:00.000	6 - 2:39.880		
2 - 3:01.449	7 - 2:39.530		
3 - 2:49.231	8 - 2:36.699		
4 - 2:46.796			
5 - 2:44.056			
87	Andrew WILKINSON	GBR	Lynx T3
1 - X:00.000	6 - 2:29.239		
2 - 2:30.888	7 - 2:29.005		
3 - 2:29.156	8 - 2:29.402		
4 - 2:27.958	9 - 2:26.764		
5 - 2:26.273			

Car 53 requires a working transponder - Regulation Q.12.2.1 refers, a 30 second penalty will be applied if not working in the race. Weather/Track: Sun/Dry

Silverstone
 Circuit Length = 3.6400 miles.
 Start: 09:00 End: 09:20

Peter Arundell Trophy for Historic Formula Junior
RACE 1 - QUALIFYING LAP ANALYSIS - Silverstone - 25-27 July 2014
 (contd.)

88	Lance WHITEHEAD	GBR	Lotus 20
1 - X:00.000 2 - 2:51.582 3 - 2:52.526 4 - 2:47.775			
90	Andrew HAYDEN	GBR	Lotus 22
1 - X:00.000 6 - 2:32.064 2 - 2:35.367 7 - 2:32.944 3 - 2:33.619 8 - 2:32.597 4 - 2:30.335 5 - 2:32.797			
92	Westie MITCHELL	GBR	De Tomaso FJ
1 - X:00.000 6 - 2:27.667 2 - 2:29.842 7 - 2:25.624 3 - 2:26.084 8 - 2:23.627 4 - 2:25.013 9 - 2:22.468 5 - 2:28.469			
94	Gregan THRUSTON	GBR	Lotus 20
1 - X:00.000 6 - 2:44.498 2 - 2:56.457 7 - 2:45.144 3 - 2:54.012 8 - 2:43.662 4 - 2:46.853 5 - 2:46.056			
95	Anthony GODDARD	GBR	Tojeiro FJ
1 - X:00.000 6 - 2:48.888 2 - 2:55.553 7 - 2:49.268 3 - 2:54.238 8 - 2:50.489 4 - 2:49.368 5 - 2:51.365			
98	Chris MERRICK	GBR	Cooper T59
1 - X:00.000 6 - 2:47.309 2 - 2:54.953 7 - 2:44.678 3 - 2:54.902 8 - 2:49.107 4 - 2:55.695 5 - 2:50.984			
114	Julia DE BALDANZA	ITA	OSCA FJ
1 - X:00.000 6 - 3:26.017 2 - 3:46.146 3 - 3:30.337 4 - 3:27.053 5 - 3:30.192			

Car 53 requires a working transponder - Regulation Q.12.2.1 refers, a 30 second penalty will be applied if not working in the race. Weather/Track: Sun/Dry

Silverstone
 Circuit Length = 3.6400 miles.
 Start: 09:00 End: 09:20

Peter Arundell Trophy for Historic Formula Junior
RACE 1 - QUALIFYING LAP ANALYSIS - Silverstone - 25-27 July 2014
 (contd.)

161	Andrew BEAUMONT	GBR	Lotus 22
1 -	X:00.000	6 -	2:29.865
2 -	2:30.023	7 -	2:30.563
3 -	2:27.042	8 -	2:26.190
4 -	2:28.494	9 -	2:25.050
5 -	2:26.418		
163	Jon MILICEVIC	GBR	Cooper T59
1 -	X:00.000	6 -	2:25.243
2 -	2:24.433	7 -	2:23.315
3 -	2:23.158	8 -	2:21.892
4 -	2:23.231	9 -	2:23.432
5 -	2:26.330		
174	Larry KINCH	GBR	Lotus 22
1 -	X:00.000	6 -	2:43.656
2 -	2:54.970	7 -	2:45.350
3 -	2:51.180	8 -	2:43.348
4 -	2:45.506		
5 -	2:47.651		
183	Arlette MUELLER	CHE	Lotus 22
1 -	X:00.000	6 -	2:30.971
2 -	2:46.255	7 -	2:40.490
3 -	2:38.285	8 -	2:33.935
4 -	2:36.660		
5 -	2:32.865		
192	Nick WIGLEY	GBR	Nota FJ
1 -	X:00.000		
2 -	2:52.651		
3 -	2:49.134		
4 -	2:45.132		
831	Jonathan FYDA	GBR	U2 Mk3
1 -	X:00.000	6 -	2:41.463
2 -	2:55.150	7 -	2:41.675
3 -	2:49.449	8 -	2:42.049
4 -	2:43.449		
5 -	2:43.120		

Car 53 requires a working transponder - Regulation Q.12.2.1 refers, a 30 second penalty will be applied if not working in the race. Weather/Track: Sun/Dry

Silverstone
 Circuit Length = 3.6400 miles.
 Start: 09:00 End: 09:20

Peter Arundell Trophy for Historic Formula Junior

RACE 1 - AMENDED GRID - Silverstone - 25-27 July 2014

ROW
27
ROW
26
ROW
25
ROW
24
ROW
23
ROW
22
ROW
21
ROW
20
ROW
19
ROW
18
ROW
17
ROW
16
ROW
15
ROW
14
ROW
13
ROW
12
ROW
11
ROW
10
ROW
9
ROW
8
ROW
7
ROW
6
ROW
5
ROW
4
ROW
3
ROW
2
ROW
1

18	BULLING	114	DE BALDANZA	
	49	GREGORY	4	BARRON
95	GODDARD	7	RABAGLIATI	
	26	DEXTER	88	WHITEHEAD
32	NURSEY	38	DUFFY	
	98	MERRICK	71	THORPE
29	GRIMSHAW	36	BEST	
	174	KINCH	94	THRUSTON
20	BARFORD	42	AUBERT	
	23	ARNOLD	831	FYDA
24	GANS	10	WALKER	
	47	GATHERCOLE	80	INGLE
19	VENABLES	86	ROSSI DI MONTELERA	
	14	BESLEY	25	WILLIAMS
183	MUELLER	41	SCOTT	
	90	HAYDEN	76	REES
37	TAYLOR	11	MITCHAM	
	73	ANSTISS	63	AUDI
82	GARSDIE	65	MUELLER	
	72	DOWSON	83	WALFORD
58	SMEETON	61	DIFFEY	
	87	WILKINSON	84	WOODHOUSE
161	BEAUMONT	52	CLARIDGE	
	55	ROSSI DI MONTELERA	69	ROACH
51	HIBBERD	92	MITCHELL	
	79	HIBBERD	163	MILICEVIC
70	METHLEY	53	WILSON*	

POLE

Car 53 requires a working transponder - Regulation Q.12.2.1 refers, a 30 second penalty will be applied if not working in the race. Weather/Track: Sun/Dry Silverstone
Circuit Length = 3.6400 miles.
These results are provisional until the conclusion of any judicial and technical matters. Start: 09:00 End: 09:20

Clerk of the Course:

Timekeeper:


Peter Arundell Trophy for Historic Formula Junior

RACE 15 - GRID - Silverstone - 25-27 July 2014

ROW
26
ROW
25
ROW
24
ROW
23
ROW
22
ROW
21
ROW
20
ROW
19
ROW
18
ROW
17
ROW
16
ROW
15
ROW
14
ROW
13
ROW
12
ROW
11
ROW
10
ROW
9
ROW
8
ROW
7
ROW
6
ROW
5
ROW
4
ROW
3
ROW
2
ROW
1

18	BULLING	114	DE BALDANZA
49	GREGORY	4	BARRON
95	GODDARD	7	RABAGLIATI
26	DEXTER	88	WHITEHEAD
32	NURSEY	38	DUFFY
192	WIGLEY	71	THORPE
36	BEST	98	MERRICK
174	KINCH	94	THRUSTON
20	BARFORD	42	AUBERT
23	ARNOLD	831	FYDA
24	GANS	10	WALKER
47	GATHERCOLE	80	INGLE
25	WILLIAMS	86	ROSSI DI MONTELERA
41	SCOTT	14	BESLEY
76	REES	183	MUELLER
11	MITCHAM	90	HAYDEN
73	ANSTISS	63	AUDI
82	GARSDIE	65	MUELLER
72	DOWSON	83	WALFORD
58	SMEETON	61	DIFFEY
87	WILKINSON	84	WOODHOUSE
161	BEAUMONT	52	CLARIDGE
55	ROSSI DI MONTELERA	69	ROACH
51	HIBBERD	92	MITCHELL
79	HIBBERD	163	MILICEVIC
70	METHLEY	53	WILSON

POLE



Silverstone
Circuit Length = 3.6400 miles.

Clerk of the Course:		Timekeeper:
----------------------	--	-------------

Peter Arundell Trophy for Historic Formula Junior

RACE 1 - CLASSIFICATION - Silverstone - 25-27 July 2014

POS	NO	CL	DRIVER	NAT	CAR	TIME	LAPS	GAP	MPH	BEST
1	53	E1	Sam WILSON	GBR	Lotus 20/22	21:23.533	9		91.64	2:20.930
2	163	E1	Jon MILICEVIC	GBR	Cooper T59	21:42.844	9	19.311	90.29	2:22.648
3	51	E1	Michael HIBBERD	GBR	Lotus 27	21:43.286	9	19.753	90.26	2:22.974
4	55	E1	M ROSSI DI MONTELERA	ITA	Lotus 22	21:49.202	9	25.669	89.85	2:23.158
5	92	E1	Westie MITCHELL	GBR	De Tomaso FJ	21:49.578	9	26.045	89.82	2:23.080
6	69	E1	Stuart ROACH	GBR	Alexis Mk4	22:04.491	9	40.958	88.81	2:24.970
7	84	E1	Mark WOODHOUSE	GBR	Lotus 20/22	22:07.959	9	44.426	88.58	2:24.714
8	52	E1	James CLARIDGE	GBR	Lola Mk5A	22:08.274	9	44.741	88.56	2:24.111
9	61	E1	Simon DIFFEY	GBR	Lotus 20	22:11.501	9	47.968	88.34	2:26.314
10	161	E1	Andrew BEAUMONT	GBR	Lotus 22	22:17.101	9	53.568	87.97	2:26.136
11	82	E1	Andrew GARSIDE	GBR	Lotus 20/22	22:19.136	9	55.603	87.84	2:26.325
12	58	E1	Richard SMEETON	GBR	Wainer 63	22:22.834	9	59.301	87.60	2:25.962
13	87	D2	Andrew WILKINSON	GBR	Lynx T3	22:24.529	9	1:00.996	87.49	2:26.998
14	65	E1	Urs MUELLER	CHE	Lotus 20/22	22:25.314	9	1:01.781	87.44	2:26.612
15	83	E1	Martin WALFORD	GBR	Lotus 22	22:33.457	9	1:09.924	86.91	2:28.024
16	72	E1	John DOWSON	GBR	Brabham BT2	22:38.668	9	1:15.135	86.58	2:28.202
17	11	B2	Will MITCHAM	GBR	U2 Mk2	22:41.941	9	1:18.408	86.37	2:28.894
18	63	E1	Gregoire AUDI	FRA	Lotus 22	22:43.283	9	1:19.750	86.28	2:28.382
19	73	E1	Peter ANSTISS	GBR	Lotus 20/22	22:51.315	9	1:27.782	85.78	2:29.334
20	183	E1	Arlette MUELLER	CHE	Lotus 22	22:53.659	9	1:30.126	85.63	2:30.162
21	37	C2	Andrew TAYLOR	GBR	Cooper T56	22:54.198	9	1:30.665	85.60	2:29.932
22	90	E1	Andrew HAYDEN	GBR	Lotus 22	22:54.372	9	1:30.839	85.59	2:29.925
23	14	C2	Crispian BESLEY	GBR	Cooper T56	22:54.886	9	1:31.353	85.55	2:30.742
24	19	D2	Jarrah VENABLES	AUS	Nota FJ	22:59.922	9	1:36.389	85.24	2:30.559
25	76	E1	John REES	GBR	Lotus 22	22:59.977	9	1:36.444	85.24	2:30.389
26	80	E1	Phil INGLE	GBR	Lotus 20/22	23:39.389	9	2:15.856	82.87	2:32.919
27	88	D2	Lance WHITEHEAD	GBR	Lotus 20	23:39.779	9	2:16.246	82.85	2:32.913
28	25	B2	Barrie WILLIAMS	GBR	Bond FJ	21:32.742	8	1 LAP	80.85	2:35.331
29	23	B2	John ARNOLD	GBR	Elva 100	21:34.178	8	1 LAP	80.76	2:36.938
30	831	D2	Jonathan FYDA	GBR	U2 Mk3	21:35.432	8	1 LAP	80.69	2:38.391
31	86	E1	C ROSSI DI MONTELERA	FRA	Brabham BT6	21:42.628	8	1 LAP	80.24	2:40.031
32	42	D2	Martin AUBERT	ARG	Lotus 20	21:43.061	8	1 LAP	80.21	2:37.884
33	174	E1	Larry KINCH	GBR	Lotus 22	22:04.555	8	1 LAP	78.91	2:40.708
34	98	E1	Chris MERRICK	GBR	Cooper T59	22:18.445	8	1 LAP	78.09	2:42.903
35	94	D1	Gregan THRUSTON	GBR	Lotus 20	22:20.460	8	1 LAP	77.98	2:42.776
36	20	A	Patrick BARFORD	GBR	EFAC Stanguellini	22:22.590	8	1 LAP	77.85	2:43.668
37	32	C2	Colin NURSEY	GBR	Lotus 18	22:30.808	8	1 LAP	77.38	2:44.563
38	38	C2	Gil DUFFY	GBR	Kieft FJ	22:37.905	8	1 LAP	76.97	2:46.281
39	36	E1	Tony BEST	GBR	Lotus 20/22	22:49.949	8	1 LAP	76.30	2:44.157
40	95	D2	Anthony GODDARD	GBR	Tojeiro FJ	22:57.119	8	1 LAP	75.90	2:48.224
41	26	B2	Roger DEXTER	GBR	Elva-DKW 100	23:03.434	8	1 LAP	75.55	2:48.313
42	49	C2	Mike GREGORY	GBR	De Tomaso ISIS	23:20.517	8	1 LAP	74.63	2:51.474
43	7	B2	Duncan RABAGLIATI	GBR	Alexis HF1	23:41.363	8	1 LAP	73.54	2:53.485
44	4	B1	Graham BARRON	GBR	Gemini Mk2	21:30.611	7	2 LAPS	70.83	2:54.410
45	114	A	Julia DE BALDANZA	ITA	OSCA FJ	23:41.865	7	2 LAPS	64.30	3:16.768
46	24	A	Michael GANS	USA	Stanguellini FJ	21:44.867	6	3 LAPS	60.02	2:38.277

NOT CLASSIFIED

70	E1	David METHLEY	GBR	Brabham BT6	17:24.540	7	D.N.F.	87.52	2:20.674
47	C2	Lorraine GATHERCOLE	GBR	Lotus 18	13:20.793	5	D.N.F.	81.44	2:37.366
71	D2	Andrew THORPE	GBR	Lotus 20	14:04.326	5	D.N.F.	77.24	2:44.518
10	B2	Mike WALKER	GBR	Bond FJ	10:58.131	4	D.N.F.	79.18	2:39.485
41	C2	Harrison SCOTT	GBR	Cooper T56	8:20.932	3	D.N.F.	77.87	2:31.374
29	B2	William GRIMSHAW	GBR	Moorland Mk1	8:50.746	3	D.N.F.	73.50	2:49.866
18	B2	Stephen BULLING	GBR	Sadler FJ	3:24.458	1	D.N.F.	62.61	3:24.458

Car 79 did not start.

Weather/Track: Sun/Dry

These results are provisional until the conclusion of any judicial and technical matters.

Silverstone
Circuit Length = 3.6400 miles.
Start: 09:13 End: 09:35

Clerk of the Course:	Timekeeper:
----------------------	-------------

Peter Arundell Trophy for Historic Formula Junior
RACE 1 - CLASSIFICATION - Silverstone - 25-27 July 2014
 (contd.)

POS	NO	CL	DRIVER	NAT	CAR	TIME	LAPS	GAP	MPH	BEST
						FASTEST LAP				
70	E1		David METHLEY		Brabham BT6	2:20.674	2	93.15mph	149.91kph	
87	D2		Andrew WILKINSON		Lynx T3	2:26.998	2	89.14mph	143.46kph	
11	B2		Will MITCHAM		U2 Mk2	2:28.894	7	88.00mph	141.63kph	
37	C2		Andrew TAYLOR		Cooper T56	2:29.932	6	87.40mph	140.65kph	
24	A		Michael GANS		Stanguellini FJ	2:38.277	6	82.79mph	133.24kph	
94	D1		Gregan THRUSTON		Lotus 20	2:42.776	8	80.50mph	129.55kph	
4	B1		Graham BARRON		Gemini Mk2	2:54.410	2	75.13mph	120.91kph	

Car 79 did not start.

Weather/Track: Sun/Dry

These results are provisional until the conclusion of any judicial and technical matters.

Silverstone

Circuit Length = 3.6400 miles.

Start: 09:13 End: 09:35

Clerk of the Course:

Timekeeper:

Peter Arundell Trophy for Historic Formula Junior
RACE 1 - LAP ANALYSIS - Silverstone - 25-27 July 2014

4	Graham BARRON	GBR	Gemini Mk2
1 -	3:09.205	6 -	2:57.095
2 -	2:54.410	7 -	2:56.235
3 -	3:31.924		
4 -	2:59.218		
5 -	3:02.524		
7	Duncan RABAGLIATI	GBR	Alexis HF1
1 -	3:10.974	6 -	2:57.779
2 -	2:53.485	7 -	2:56.482
3 -	2:55.452	8 -	2:56.415
4 -	2:53.675		
5 -	2:57.101		
10	Mike WALKER	GBR	Bond FJ
1 -	2:57.404		
2 -	2:39.953		
3 -	2:41.289		
4 -	2:39.485		
11	Will MITCHAM	GBR	U2 Mk2
1 -	2:43.650	6 -	2:29.819
2 -	2:30.627	7 -	2:28.894
3 -	2:30.324	8 -	2:29.232
4 -	2:29.141	9 -	2:30.676
5 -	2:29.578		
14	Crispian BESLEY	GBR	Cooper T56
1 -	2:41.530	6 -	2:31.116
2 -	2:32.269	7 -	2:30.762
3 -	2:31.497	8 -	2:31.898
4 -	2:32.299	9 -	2:32.773
5 -	2:30.742		
18	Stephen BULLING	GBR	Sadler FJ
1 -	3:24.458		

Car 79 did not start.
 Weather/Track: Sun/Dry

Peter Arundell Trophy for Historic Formula Junior
RACE 1 - LAP ANALYSIS - Silverstone - 25-27 July 2014
 (contd.)

19	Jarrah VENABLES	AUS	Nota FJ
1 -	2:45.812	6 -	2:31.807
2 -	2:31.828	7 -	2:32.570
3 -	2:31.411	8 -	2:31.833
4 -	2:32.737	9 -	2:31.365
5 -	2:30.559		
20	Patrick BARFORD	GBR	EFAC Stanguellini
1 -	3:01.276	6 -	2:47.720
2 -	2:47.083	7 -	2:45.436
3 -	2:45.848	8 -	2:43.668
4 -	2:44.422		
5 -	2:47.137		
23	John ARNOLD	GBR	Elva 100
1 -	2:52.601	6 -	2:39.011
2 -	2:43.729	7 -	2:37.956
3 -	2:43.236	8 -	2:36.938
4 -	2:41.325		
5 -	2:39.382		
24	Michael GANS	USA	Stanguellini FJ
1 -	8:24.497	6 -	2:38.277
2 -	2:41.265		
3 -	2:42.343		
4 -	2:39.658		
5 -	2:38.827		
25	Barrie WILLIAMS	GBR	Bond FJ
1 -	2:49.182	6 -	2:38.359
2 -	2:58.622	7 -	2:35.331
3 -	2:40.369	8 -	2:36.408
4 -	2:37.061		
5 -	2:37.410		
26	Roger DEXTER	GBR	Elva-DKW 100
1 -	3:10.609	6 -	2:53.072
2 -	2:50.576	7 -	2:49.200
3 -	2:51.142	8 -	2:49.617
4 -	2:48.313		
5 -	2:50.905		

Car 79 did not start.
 Weather/Track: Sun/Dry

Peter Arundell Trophy for Historic Formula Junior
RACE 1 - LAP ANALYSIS - Silverstone - 25-27 July 2014
 (contd.)

29	William GRIMSHAW	GBR	Moorland Mk1
1 - 3:07.978 2 - 2:52.902 3 - 2:49.866			
32	Colin NURSEY	GBR	Lotus 18
1 - 3:01.953 6 - 2:47.598 2 - 2:47.501 7 - 2:51.105 3 - 2:46.371 8 - 2:45.351 4 - 2:46.366 5 - 2:44.563			
36	Tony BEST	GBR	Lotus 20/22
1 - 3:09.949 6 - 2:50.781 2 - 2:49.961 7 - 2:54.298 3 - 2:48.158 8 - 2:45.677 4 - 2:44.157 5 - 2:46.968			
37	Andrew TAYLOR	GBR	Cooper T56
1 - 2:41.783 6 - 2:29.932 2 - 2:32.333 7 - 2:30.906 3 - 2:32.722 8 - 2:31.920 4 - 2:31.298 9 - 2:32.478 5 - 2:30.826			
38	Gil DUFFY	GBR	Kieft FJ
1 - 2:59.835 6 - 2:54.371 2 - 2:46.663 7 - 2:48.040 3 - 2:46.844 8 - 2:46.281 4 - 2:49.218 5 - 2:46.653			
41	Harrison SCOTT	GBR	Cooper T56
1 - 2:46.959 2 - 2:31.374 3 - 3:02.599			

Car 79 did not start.
 Weather/Track: Sun/Dry

Peter Arundell Trophy for Historic Formula Junior
RACE 1 - LAP ANALYSIS - Silverstone - 25-27 July 2014
 (contd.)

42	Martin AUBERT	ARG	Lotus 20
1 -	2:56.904	6 -	2:41.197
2 -	2:43.535	7 -	2:38.859
3 -	2:42.253	8 -	2:37.884
4 -	2:41.881		
5 -	2:40.548		
47	Lorraine GATHERCOLE	GBR	Lotus 18
1 -	2:47.380		
2 -	2:37.366		
3 -	2:38.651		
4 -	2:39.156		
5 -	2:38.240		
49	Mike GREGORY	GBR	De Tomaso ISIS
1 -	3:07.654	6 -	2:55.424
2 -	2:51.474	7 -	2:54.562
3 -	2:53.039	8 -	2:53.251
4 -	2:51.561		
5 -	2:53.552		
51	Michael HIBBERD	GBR	Lotus 27
1 -	2:28.678	6 -	2:24.486
2 -	2:23.194	7 -	2:27.158
3 -	2:22.974	8 -	2:25.149
4 -	2:23.889	9 -	2:24.263
5 -	2:23.495		
52	James CLARIDGE	GBR	Lola Mk5A
1 -	2:31.056	6 -	2:28.808
2 -	2:24.326	7 -	2:40.601
3 -	2:24.111	8 -	2:26.482
4 -	2:24.265	9 -	2:24.295
5 -	2:24.330		
53	Sam WILSON	GBR	Lotus 20/22
1 -	2:26.673	6 -	2:20.930
2 -	2:21.225	7 -	2:21.735
3 -	2:21.309	8 -	2:22.787
4 -	2:21.517	9 -	2:25.247
5 -	2:22.110		

Car 79 did not start.
 Weather/Track: Sun/Dry

Peter Arundell Trophy for Historic Formula Junior
RACE 1 - LAP ANALYSIS - Silverstone - 25-27 July 2014
 (contd.)

55	M ROSSI DI MONTELERA	ITA	Lotus 22
1 -	2:29.744	6 -	2:26.104
2 -	2:23.847	7 -	2:30.992
3 -	2:23.886	8 -	2:23.854
4 -	2:23.490	9 -	2:24.127
5 -	2:23.158		
58	Richard SMEETON	GBR	Wainer 63
1 -	2:36.004	6 -	2:37.128
2 -	2:25.962	7 -	2:27.141
3 -	2:26.146	8 -	2:28.362
4 -	2:27.687	9 -	2:28.092
5 -	2:26.312		
61	Simon DIFFEY	GBR	Lotus 20
1 -	2:34.323	6 -	2:26.439
2 -	2:27.308	7 -	2:28.861
3 -	2:26.949	8 -	2:27.873
4 -	2:26.377	9 -	2:27.057
5 -	2:26.314		
63	Gregoire AUDI	FRA	Lotus 22
1 -	2:40.139	6 -	2:29.025
2 -	2:32.835	7 -	2:28.382
3 -	2:31.987	8 -	2:29.904
4 -	2:31.478	9 -	2:30.166
5 -	2:29.367		
65	Urs MUELLER	CHE	Lotus 20/22
1 -	2:40.411	6 -	2:26.899
2 -	2:30.904	7 -	2:26.612
3 -	2:28.099	8 -	2:30.070
4 -	2:27.674	9 -	2:27.446
5 -	2:27.199		
69	Stuart ROACH	GBR	Alexis Mk4
1 -	2:30.604	6 -	2:26.591
2 -	2:24.970	7 -	2:30.445
3 -	2:25.187	8 -	2:28.388
4 -	2:25.807	9 -	2:27.209
5 -	2:25.290		

Car 79 did not start.
 Weather/Track: Sun/Dry

Peter Arundell Trophy for Historic Formula Junior
RACE 1 - LAP ANALYSIS - Silverstone - 25-27 July 2014
 (contd.)

70	David METHLEY	GBR	Brabham BT6
1 -	2:26.943	6 -	2:22.052
2 -	2:20.674	7 -	3:09.869
3 -	2:21.290		
4 -	2:21.521		
5 -	2:22.191		
71	Andrew THORPE	GBR	Lotus 20
1 -	3:00.930		
2 -	2:48.153		
3 -	2:44.836		
4 -	2:44.518		
5 -	2:45.889		
72	John DOWSON	GBR	Brabham BT2
1 -	2:41.182	6 -	2:28.202
2 -	2:32.287	7 -	2:28.878
3 -	2:33.053	8 -	2:28.250
4 -	2:28.993	9 -	2:29.106
5 -	2:28.717		
73	Peter ANSTISS	GBR	Lotus 20/22
1 -	2:44.049	6 -	2:30.304
2 -	2:31.397	7 -	2:31.209
3 -	2:31.633	8 -	2:32.454
4 -	2:30.700	9 -	2:30.235
5 -	2:29.334		
76	John REES	GBR	Lotus 22
1 -	2:43.193	6 -	2:31.937
2 -	2:33.858	7 -	2:30.389
3 -	2:31.157	8 -	2:31.932
4 -	2:33.498	9 -	2:31.773
5 -	2:32.240		
80	Phil INGLE	GBR	Lotus 20/22
1 -	2:50.483	6 -	2:36.357
2 -	2:37.690	7 -	2:32.919
3 -	2:36.183	8 -	2:36.030
4 -	2:38.398	9 -	2:34.784
5 -	2:36.545		

Car 79 did not start.
 Weather/Track: Sun/Dry

Peter Arundell Trophy for Historic Formula Junior
RACE 1 - LAP ANALYSIS - Silverstone - 25-27 July 2014
 (contd.)

82	Andrew GARSIDE	GBR	Lotus 20/22
1 -	2:35.612	6 -	2:26.476
2 -	2:28.043	7 -	2:28.925
3 -	2:29.732	8 -	2:28.766
4 -	2:27.368	9 -	2:27.889
5 -	2:26.325		
83	Martin WALFORD	GBR	Lotus 22
1 -	2:38.447	6 -	2:29.747
2 -	2:28.024	7 -	2:29.398
3 -	2:28.686	8 -	2:31.710
4 -	2:29.747	9 -	2:28.853
5 -	2:28.845		
84	Mark WOODHOUSE	GBR	Lotus 20/22
1 -	2:32.722	6 -	2:28.086
2 -	2:26.811	7 -	2:29.563
3 -	2:27.034	8 -	2:26.896
4 -	2:25.341	9 -	2:24.714
5 -	2:26.792		
86	C ROSSI DI MONTELERA	FRA	Brabham BT6
1 -	2:53.638	6 -	2:40.445
2 -	2:42.016	7 -	2:40.482
3 -	2:42.773	8 -	2:40.031
4 -	2:42.111		
5 -	2:41.132		
87	Andrew WILKINSON	GBR	Lynx T3
1 -	2:37.219	6 -	2:27.192
2 -	2:26.998	7 -	2:30.936
3 -	2:28.688	8 -	2:31.408
4 -	2:27.723	9 -	2:27.286
5 -	2:27.079		
88	Lance WHITEHEAD	GBR	Lotus 20
1 -	2:51.133	6 -	2:37.569
2 -	2:37.764	7 -	2:32.913
3 -	2:36.448	8 -	2:34.832
4 -	2:36.349	9 -	2:35.594
5 -	2:37.177		

Car 79 did not start.
 Weather/Track: Sun/Dry

Peter Arundell Trophy for Historic Formula Junior
RACE 1 - LAP ANALYSIS - Silverstone - 25-27 July 2014
 (contd.)

90	Andrew HAYDEN	GBR	Lotus 22
1 -	2:42.057	6 -	2:30.213
2 -	2:32.531	7 -	2:29.925
3 -	2:33.016	8 -	2:31.762
4 -	2:33.652	9 -	2:30.792
5 -	2:30.424		
92	Westie MITCHELL	GBR	De Tomaso FJ
1 -	2:29.449	6 -	2:25.942
2 -	2:24.565	7 -	2:31.396
3 -	2:24.072	8 -	2:23.464
4 -	2:23.493	9 -	2:24.117
5 -	2:23.080		
94	Gregan THRUSTON	GBR	Lotus 20
1 -	3:01.717	6 -	2:47.884
2 -	2:45.922	7 -	2:45.040
3 -	2:47.764	8 -	2:42.776
4 -	2:44.795		
5 -	2:44.562		
95	Anthony GODDARD	GBR	Tojeiro FJ
1 -	3:09.554	6 -	2:51.227
2 -	2:49.867	7 -	2:51.432
3 -	2:48.370	8 -	2:49.866
4 -	2:48.224		
5 -	2:48.579		
98	Chris MERRICK	GBR	Cooper T59
1 -	3:02.578	6 -	2:47.121
2 -	2:48.235	7 -	2:42.903
3 -	2:45.448	8 -	2:43.935
4 -	2:44.691		
5 -	2:43.534		
114	Julia DE BALDANZA	ITA	OSCA FJ
1 -	3:34.552	6 -	3:20.761
2 -	3:23.001	7 -	3:17.852
3 -	3:26.892		
4 -	3:16.768		
5 -	3:22.039		

Car 79 did not start.
 Weather/Track: Sun/Dry

Peter Arundell Trophy for Historic Formula Junior
RACE 1 - LAP ANALYSIS - Silverstone - 25-27 July 2014
 (contd.)

161	Andrew BEAUMONT	GBR	Lotus 22
1 -	2:36.463	6 -	2:27.464
2 -	2:27.014	7 -	2:28.303
3 -	2:27.740	8 -	2:28.607
4 -	2:26.136	9 -	2:28.054
5 -	2:27.320		
163	Jon MILICEVIC	GBR	Cooper T59
1 -	2:27.272	6 -	2:24.734
2 -	2:22.648	7 -	2:26.256
3 -	2:23.451	8 -	2:25.024
4 -	2:23.344	9 -	2:26.739
5 -	2:23.376		
174	Larry KINCH	GBR	Lotus 22
1 -	3:05.925	6 -	2:42.327
2 -	2:44.200	7 -	2:41.324
3 -	2:44.720	8 -	2:42.945
4 -	2:40.708		
5 -	2:42.406		
183	Arlette MUELLER	CHE	Lotus 22
1 -	2:44.949	6 -	2:30.561
2 -	2:32.406	7 -	2:30.162
3 -	2:31.435	8 -	2:31.753
4 -	2:31.663	9 -	2:30.544
5 -	2:30.186		
831	Jonathan FYDA	GBR	U2 Mk3
1 -	2:54.153	6 -	2:40.256
2 -	2:41.618	7 -	2:38.391
3 -	2:40.506	8 -	2:38.576
4 -	2:40.125		
5 -	2:41.807		

Car 79 did not start.
 Weather/Track: Sun/Dry

Peter Arundell Trophy for Historic Formula Junior
RACE 1 - LAP CHART - Silverstone - 25-27 July 2014

Lap 1			Lap 2			Lap 3			Lap 4			Lap 5		
No	Behind	Laptime	No	Behind	Laptime	No	Behind	Laptime	No	Behind	Laptime	No	Behind	Laptime
53		2:26.673	70		2:20.674	70		2:21.290	70		2:21.521	70		2:22.191
70	0.270	2:26.943	53	0.281	2:21.225	53	0.300	2:21.309	53	0.296	2:21.517	53	0.215	2:22.110
163	0.599	2:27.272	163	2.303	2:22.648	163	4.464	2:23.451	4	1 LAP	3:31.924	7	1 LAP	2:53.675
51	2.005	2:28.678	51	4.255	2:23.194	51	5.939	2:22.974	163	6.287	2:23.344	163	7.472	2:23.376
92	2.776	2:29.449	55	5.974	2:23.847	55	8.570	2:23.886	51	8.307	2:23.889	51	9.611	2:23.495
55	3.071	2:29.744	92	6.397	2:24.565	92	9.179	2:24.072	55	10.539	2:23.490	55	11.506	2:23.158
69	3.931	2:30.604	52	7.765	2:24.326	52	10.586	2:24.111	92	11.151	2:23.493	92	12.040	2:23.080
52	4.383	2:31.056	69	7.957	2:24.970	69	11.854	2:25.187	52	13.330	2:24.265	52	15.469	2:24.330
84	6.049	2:32.722	84	11.916	2:26.811	84	17.660	2:27.034	69	16.140	2:25.807	69	19.239	2:25.290
61	7.650	2:34.323	61	14.014	2:27.308	58	19.205	2:26.146	84	21.480	2:25.341	84	26.081	2:26.792
82	8.939	2:35.612	58	14.349	2:25.962	61	19.673	2:26.949	61	24.529	2:26.377	61	28.652	2:26.314
58	9.331	2:36.004	161	15.860	2:27.014	161	22.310	2:27.740	58	25.371	2:27.687	58	29.492	2:26.312
161	9.790	2:36.463	82	16.038	2:28.043	87	23.998	2:28.688	161	26.925	2:26.136	161	32.054	2:27.320
87	10.546	2:37.219	87	16.600	2:26.998	82	24.480	2:29.732	87	30.200	2:27.723	82	34.461	2:26.325
83	11.774	2:38.447	83	18.854	2:28.024	83	26.250	2:28.686	82	30.327	2:27.368	87	35.088	2:27.079
63	13.466	2:40.139	65	23.698	2:30.904	65	30.507	2:28.099	83	34.476	2:29.747	83	41.130	2:28.845
65	13.738	2:40.411	63	25.357	2:32.835	11	35.694	2:30.324	65	36.660	2:27.674	65	41.668	2:27.199
72	14.509	2:41.182	72	25.852	2:32.287	63	36.054	2:31.987	11	43.314	2:29.141	4	1 LAP	2:59.218
14	14.857	2:41.530	14	26.182	2:32.269	14	36.389	2:31.497	72	45.087	2:28.993	11	50.701	2:29.578
37	15.110	2:41.783	37	26.499	2:32.333	72	37.615	2:33.053	63	46.011	2:31.478	72	51.613	2:28.717
90	15.384	2:42.057	11	26.660	2:30.627	37	37.931	2:32.722	14	47.167	2:32.299	63	53.187	2:29.367
76	16.520	2:43.193	90	26.971	2:32.531	73	38.172	2:31.633	73	47.351	2:30.700	73	54.494	2:29.334
11	16.977	2:43.650	73	27.829	2:31.397	90	38.697	2:33.016	37	47.708	2:31.298	14	55.718	2:30.742
73	17.376	2:44.049	76	29.434	2:33.858	76	39.301	2:31.157	183	50.025	2:31.663	37	56.343	2:30.826
183	18.276	2:44.949	183	29.738	2:32.406	183	39.883	2:31.435	90	50.828	2:33.652	183	58.020	2:30.186
19	19.139	2:45.812	19	30.023	2:31.828	19	40.144	2:31.411	76	51.278	2:33.498	90	59.061	2:30.424
41	20.286	2:46.959	41	30.716	2:31.374	47	54.490	2:38.651	19	51.360	2:32.737	19	59.728	2:30.559
47	20.707	2:47.380	47	37.129	2:37.366	80	55.449	2:36.183	114	1 LAP	3:26.892	76	1:01.327	2:32.240
25	22.509	2:49.182	80	40.556	2:37.690	88	56.438	2:36.448	88	1:11.266	2:36.349	88	1:26.252	2:37.177
80	23.810	2:50.483	88	41.280	2:37.764	831	1:07.370	2:40.506	47	1:12.125	2:39.156	80	1:26.680	2:36.545
88	24.460	2:51.133	86	48.037	2:42.016	86	1:09.520	2:42.773	80	1:12.326	2:38.398	47	1:28.174	2:38.240
23	25.928	2:52.601	831	48.154	2:41.618	10	1:09.739	2:41.289	831	1:25.974	2:40.125	831	1:45.590	2:41.807
86	26.965	2:53.638	23	48.713	2:43.729	23	1:10.659	2:43.236	10	1:27.703	2:39.485	23	1:47.654	2:39.382
831	27.480	2:54.153	10	49.740	2:39.953	41	1:12.025	3:02.599	86	1:30.110	2:42.111	114	1 LAP	3:16.768
42	30.231	2:56.904	42	52.822	2:43.535	42	1:13.785	2:42.253	23	1:30.463	2:41.325	86	1:49.051	2:41.132
10	30.731	2:57.404	38	58.881	2:46.663	24	2 LAPS	8:24.497	42	1:34.145	2:41.881	25	1:50.025	2:37.410
38	33.162	2:59.835	94	1:00.022	2:45.922	25	1:19.266	2:40.369	25	1:34.806	2:37.061	42	1:52.502	2:40.548
71	34.257	3:00.930	25	1:00.187	2:58.622	38	1:24.435	2:46.844	24	2 LAPS	2:41.265	24	2 LAPS	2:42.343
20	34.603	3:01.276	20	1:00.742	2:47.083	71	1:25.012	2:44.836	174	1:45.125	2:40.708	174	2:05.340	2:42.406
94	35.044	3:01.717	71	1:01.466	2:48.153	20	1:25.300	2:45.848	71	1:48.009	2:44.518	71	2:11.707	2:45.889
32	35.280	3:01.953	32	1:01.837	2:47.501	174	1:25.938	2:44.720	20	1:48.201	2:44.422	98	2:11.867	2:43.534
98	35.905	3:02.578	174	1:02.508	2:44.200	94	1:26.496	2:47.764	94	1:49.770	2:44.795	94	2:12.141	2:44.562
174	39.252	3:05.925	98	1:03.196	2:48.235	32	1:26.918	2:46.371	98	1:50.524	2:44.691	20	2:13.147	2:47.137
49	40.981	3:07.654	49	1:11.511	2:51.474	98	1:27.354	2:45.448	32	1:51.763	2:46.366	32	2:14.135	2:44.563
29	41.305	3:07.978	95	1:11.804	2:49.867	95	1:38.884	2:48.370	38	1:52.132	2:49.218	38	2:16.594	2:46.653
4	42.532	3:09.205	36	1:12.293	2:49.961	36	1:39.161	2:48.158	36	2:01.797	2:44.157			
95	42.881	3:09.554	29	1:13.263	2:52.902	29	1:41.839	2:49.866	95	2:05.587	2:48.224			
36	43.276	3:09.949	26	1:13.568	2:50.576	49	1:43.260	2:53.039	26	2:10.212	2:48.313			
26	43.936	3:10.609	4	1:15.998	2:54.410	26	1:43.420	2:51.142	49	2:13.300	2:51.561			
7	44.301	3:10.974	7	1:16.842	2:53.485	7	1:51.004	2:55.452						

Car 79 did not start.
Weather/Track: Sun/Dry

Peter Arundell Trophy for Historic Formula Junior
RACE 1 - LAP CHART - Silverstone - 25-27 July 2014
 (contd.)

Lap 6			Lap 7			Lap 8			Lap 9			Lap 10		
No	Behind	Laptime	No	Behind	Laptime	No	Behind	Laptime	No	Behind	Laptime	No	Behind	Laptime
53		2:20.930	53		2:21.735	53		2:22.787	53		2:25.247			
70	0.907	2:22.052	174	1 LAP	2:42.327	86	1 LAP	2:40.482	4	2 LAPS	2:56.235			
36	1 LAP	2:46.968	163	15.582	2:26.256	42	1 LAP	2:38.859	25	1 LAP	2:36.408			
95	1 LAP	2:48.579	98	1 LAP	2:47.121	24	3 LAPS	2:38.827	23	1 LAP	2:36.938			
163	11.061	2:24.734	94	1 LAP	2:47.884	163	17.819	2:25.024	831	1 LAP	2:38.576			
51	12.952	2:24.486	20	1 LAP	2:47.720	51	20.737	2:25.149	86	1 LAP	2:40.031			
55	16.465	2:26.104	51	18.375	2:27.158	174	1 LAP	2:41.324	163	19.311	2:26.739			
92	16.837	2:25.942	32	1 LAP	2:47.598	55	26.789	2:23.854	42	1 LAP	2:37.884			
26	1 LAP	2:50.905	55	25.722	2:30.992	92	27.175	2:23.464	51	19.753	2:24.263			
52	23.132	2:28.808	92	26.498	2:31.396	98	1 LAP	2:42.903	24	3 LAPS	2:38.277			
49	1 LAP	2:53.552	114	2 LAPS	3:22.039	69	38.996	2:28.388	55	25.669	2:24.127			
69	24.685	2:26.591	38	1 LAP	2:54.371	94	1 LAP	2:45.040	92	26.045	2:24.117			
84	33.022	2:28.086	69	33.395	2:30.445	20	1 LAP	2:45.436	69	40.958	2:27.209			
61	33.946	2:26.439	36	1 LAP	2:50.781	84	44.959	2:26.896	174	1 LAP	2:42.945			
7	1 LAP	2:57.101	95	1 LAP	2:51.227	52	45.693	2:26.482	84	44.426	2:24.714			
161	38.373	2:27.464	84	40.850	2:29.563	61	46.158	2:27.873	52	44.741	2:24.295			
82	39.792	2:26.476	61	41.072	2:28.861	32	1 LAP	2:51.105	61	47.968	2:27.057			
87	41.135	2:27.192	52	41.998	2:40.601	161	50.761	2:28.607	161	53.568	2:28.054			
58	45.475	2:37.128	161	44.941	2:28.303	82	52.961	2:28.766	98	1 LAP	2:43.935			
65	47.422	2:26.899	82	46.982	2:28.925	38	1 LAP	2:48.040	82	55.603	2:27.889			
83	49.732	2:29.747	70	49.041	3:09.869	58	56.456	2:28.362	94	1 LAP	2:42.776			
72	58.670	2:28.202	26	1 LAP	2:53.072	87	58.957	2:31.408	20	1 LAP	2:43.668			
11	59.375	2:29.819	87	50.336	2:30.936	65	59.582	2:30.070	58	59.301	2:28.092			
63	1:01.067	2:29.025	58	50.881	2:27.141	36	1 LAP	2:54.298	87	1:00.996	2:27.286			
73	1:03.653	2:30.304	65	52.299	2:26.612	83	1:06.318	2:31.710	65	1:01.781	2:27.446			
37	1:05.130	2:29.932	49	1 LAP	2:55.424	95	1 LAP	2:51.432	32	1 LAP	2:45.351			
14	1:05.689	2:31.116	83	57.395	2:29.398	72	1:11.276	2:28.250	83	1:09.924	2:28.853			
183	1:07.436	2:30.561	72	1:05.813	2:28.878	11	1:12.979	2:29.232	38	1 LAP	2:46.281			
90	1:08.129	2:30.213	11	1:06.534	2:28.894	63	1:14.831	2:29.904	72	1:15.135	2:29.106			
19	1:10.390	2:31.807	63	1:07.714	2:28.382	26	1 LAP	2:49.200	11	1:18.408	2:30.676			
76	1:12.119	2:31.937	7	1 LAP	2:57.779	73	1:22.794	2:32.454	63	1:19.750	2:30.166			
4	1 LAP	3:02.524	73	1:13.127	2:31.209	37	1:23.434	2:31.920	36	1 LAP	2:45.677			
80	1:41.892	2:36.357	37	1:14.301	2:30.906	14	1:23.827	2:31.898	73	1:27.782	2:30.235			
88	1:42.676	2:37.569	14	1:14.716	2:30.762	183	1:24.829	2:31.753	183	1:30.126	2:30.544			
831	2:04.701	2:40.256	183	1:15.863	2:30.162	90	1:25.294	2:31.762	37	1:30.665	2:32.478			
23	2:05.520	2:39.011	90	1:16.319	2:29.925	114	2 LAPS	3:20.761	90	1:30.839	2:30.792			
25	2:07.239	2:38.359	76	1:20.773	2:30.389	49	1 LAP	2:54.562	14	1:31.353	2:32.773			
86	2:08.351	2:40.445	19	1:21.225	2:32.570	76	1:29.918	2:31.932	95	1 LAP	2:49.866			
42	2:12.554	2:41.197	80	1:53.076	2:32.919	19	1:30.271	2:31.833	19	1:36.389	2:31.365			
24	2 LAPS	2:39.658	88	1:53.854	2:32.913	7	1 LAP	2:56.482	76	1:36.444	2:31.773			
			4	1 LAP	2:57.095	88	2:05.899	2:34.832	26	1 LAP	2:49.617			
			25	2:20.835	2:35.331	80	2:06.319	2:36.030	49	1 LAP	2:53.251			
			831	2:21.357	2:38.391				80	2:15.856	2:34.784			
			23	2:21.741	2:37.956				88	2:16.246	2:35.594			
									7	1 LAP	2:56.415			
									114	2 LAPS	3:17.852			

Car 79 did not start.
 Weather/Track: Sun/Dry

Peter Arundell Trophy for Historic Formula Junior
RACE 15 - CLASSIFICATION - Silverstone - 25-27 July 2014

POS	NO	CL	DRIVER	NAT	CAR	TIME	LAPS	GAP	MPH	BEST
1	53	E1	Sam WILSON	GBR	Lotus 20/22	21:34.106	9		90.90	2:21.344
2	163	E1	Jon MILICEVIC	GBR	Cooper T59	21:36.160	9	2.054	90.75	2:21.827
3	70	E1	David METHLEY	GBR	Brabham BT6	21:38.738	9	4.632	90.57	2:21.211
4	79	E1	Andrew HIBBERD	GBR	Lotus 22	21:47.604	9	13.498	89.96	2:22.330
5	55	E1	M ROSSI DI MONTELERA	ITA	Lotus 22	21:51.830	9	17.724	89.67	2:24.236
6	92	E1	Westie MITCHELL	GBR	De Tomaso FJ	21:52.093	9	17.987	89.65	2:23.242
7	69	E1	Stuart ROACH	GBR	Alexis Mk4	22:09.600	9	35.494	88.47	2:26.022
8	84	E1	Mark WOODHOUSE	GBR	Lotus 20/22	22:10.176	9	36.070	88.43	2:25.841
9	65	E1	Urs MUELLER	CHE	Lotus 20/22	22:22.615	9	48.509	87.61	2:26.490
10	87	D2	Andrew WILKINSON	GBR	Lynx T3	22:23.541	9	49.435	87.55	2:26.448
11	61	E1	Simon DIFFEY	GBR	Lotus 20	22:23.912	9	49.806	87.53	2:26.501
12	83	E1	Martin WALFORD	GBR	Lotus 22	22:27.480	9	53.374	87.29	2:27.853
13	82	E1	Andrew GARSIDE	GBR	Lotus 20/22	22:28.098	9	53.992	87.25	2:26.944
14	58	E1	Richard SMEETON	GBR	Wainer 63	22:38.273	9	1:04.167	86.60	2:27.242
15	161	E1	Andrew BEAUMONT	GBR	Lotus 22	22:38.912	9	1:04.806	86.56	2:27.610
16	72	E1	John DOWSON	GBR	Brabham BT2	22:41.712	9	1:07.606	86.38	2:26.885
17	63	E1	Gregoire AUDI	FRA	Lotus 22	22:44.747	9	1:10.641	86.19	2:29.768
18	11	B2	Will MITCHAM	GBR	U2 Mk2	22:47.465	9	1:13.359	86.02	2:30.088
19	73	E1	Peter ANSTISS	GBR	Lotus 20/22	23:02.167	9	1:28.061	85.10	2:30.923
20	183	E1	Arlette MUELLER	CHE	Lotus 22	23:05.435	9	1:31.329	84.90	2:31.153
21	14	C2	Crispian BESLEY	GBR	Cooper T56	23:13.500	9	1:39.394	84.41	2:32.111
22	90	E1	Andrew HAYDEN	GBR	Lotus 22	23:19.144	9	1:45.038	84.07	2:31.470
23	80	E1	Phil INGLE	GBR	Lotus 20/22	23:27.814	9	1:53.708	83.55	2:34.021
24	25	B2	Barrie WILLIAMS	GBR	Bond FJ	23:33.540	9	1:59.434	83.21	2:33.078
25	88	D2	Lance WHITEHEAD	GBR	Lotus 20	23:34.396	9	2:00.290	83.16	2:32.835
26	24	A	Michael GANS	USA	Stanguellini FJ	23:54.769	9	2:20.663	81.98	2:36.953
27	76	E1	John REES	GBR	Lotus 22	24:08.425	9	2:34.319	81.21	2:31.506
28	10	B2	Mike WALKER	GBR	Bond FJ	24:08.776	9	2:34.670	81.19	2:37.446
29	42	D2	Martin AUBERT	ARG	Lotus 20	21:38.547	8	1 LAP	80.49	2:38.902
30	831	D2	Jonathan FYDA	GBR	U2 Mk3	21:40.415	8	1 LAP	80.38	2:39.450
31	86	E1	C ROSSI DI MONTELERA	FRA	Brabham BT6	21:48.569	8	1 LAP	79.88	2:40.146
32	23	B2	John ARNOLD	GBR	Elva 100	21:49.120	8	1 LAP	79.84	2:39.033
33	38	C2	Gil DUFFY	GBR	Kieft FJ	21:51.233	8	1 LAP	79.71	2:39.481
34	192	D2	Nick WIGLEY	GBR	Nota FJ	21:53.994	8	1 LAP	79.55	2:41.188
35	94	D1	Gregan THRUSTON	GBR	Lotus 20	21:54.441	8	1 LAP	79.52	2:41.612
36	174	E1	Larry KINCH	GBR	Lotus 22	21:55.330	8	1 LAP	79.47	2:38.691
37	98	E1	Chris MERRICK	GBR	Cooper T59	22:02.216	8	1 LAP	79.05	2:40.829
38	32	C2	Colin NURSEY	GBR	Lotus 18	22:02.845	8	1 LAP	79.01	2:42.280
39	20	A	Patrick BARFORD	GBR	EFAC Stanguellini	22:27.337	8	1 LAP	77.58	2:45.098
40	95	D2	Anthony GODDARD	GBR	Tojeiro FJ	22:53.223	8	1 LAP	76.12	2:47.828
41	26	B2	Roger DEXTER	GBR	Elva-DKW 100	23:07.131	8	1 LAP	75.35	2:50.280
42	49	C2	Mike GREGORY	GBR	De Tomaso ISIS	23:48.262	8	1 LAP	73.18	2:54.643
43	7	B2	Duncan RABAGLIATI	GBR	Alexis HF1	23:48.574	8	1 LAP	73.17	2:53.191
44	18	B2	Stephen BULLING	GBR	Sadler FJ	22:06.136	7	2 LAPS	68.94	3:05.499
45	4	B1	Graham BARRON	GBR	Gemini Mk2	22:07.895	7	2 LAPS	68.85	3:03.694
46	114	A	Julia DE BALDANZA	ITA	OSCA FJ	22:52.085	7	2 LAPS	66.63	3:12.090

NOT CLASSIFIED

41	C2	Harrison SCOTT	GBR	Cooper T56	20:53.691	8	D.N.F.	83.37	2:30.284
52	E1	James CLARIDGE	GBR	Lola Mk5A	17:06.262	7	D.N.F.	89.08	2:24.582
51	E1	Michael HIBBERD	GBR	Lotus 27	15:20.298	6	D.N.F.	85.10	2:25.257
36	E1	Tony BEST	GBR	Lotus 20/22	16:24.580	6	D.N.F.	79.54	2:39.768
71	D2	Andrew THORPE	GBR	Lotus 20	3:03.729	1	D.N.F.	69.67	3:03.729

Silverstone

Weather/Track: Bright/Dry Car 47 did not start.

Circuit Length = 3.6400 miles.

These results are provisional until the conclusion of any judicial and technical matters.

Start: 11:15 End: 11:37

Clerk of the Course:	Timekeeper:
----------------------	-------------

Peter Arundell Trophy for Historic Formula Junior
RACE 15 - CLASSIFICATION - Silverstone - 25-27 July 2014
 (contd.)

POS	NO	CL	DRIVER	NAT	CAR	TIME	LAPS	GAP	MPH	BEST
					FASTEST LAP					
70	E1		David METHLEY		Brabham BT6	2:21.211	7	92.79mph	149.34kph	
87	D2		Andrew WILKINSON		Lynx T3	2:26.448	3	89.47mph	144.00kph	
11	B2		Will MITCHAM		U2 Mk2	2:30.088	4	87.30mph	140.51kph	
41	C2		Harrison SCOTT		Cooper T56	2:30.284	8	87.19mph	140.32kph	
24	A		Michael GANS		Stanguellini FJ	2:36.953	9	83.49mph	134.36kph	
94	D1		Gregan THRUSTON		Lotus 20	2:41.612	4	81.08mph	130.49kph	
4	B1		Graham BARRON		Gemini Mk2	3:03.694	6	71.33mph	114.80kph	

Weather/Track: Bright/Dry Car 47 did not start.
These results are provisional until the conclusion of any judicial and technical matters.

Silverstone
 Circuit Length = 3.6400 miles.
 Start: 11:15 End: 11:37

Clerk of the Course:	Timekeeper:
----------------------	-------------

Peter Arundell Trophy for Historic Formula Junior
RACE 15 - LAP ANALYSIS - Silverstone - 25-27 July 2014

4	Graham BARRON	GBR	Gemini Mk2
1 -	3:20.865	6 -	3:03.694
2 -	3:06.818	7 -	3:08.909
3 -	3:05.771		
4 -	3:11.930		
5 -	3:09.908		
7	Duncan RABAGLIATI	GBR	Alexis HF1
1 -	3:07.479	6 -	2:58.281
2 -	2:53.191	7 -	2:56.482
3 -	2:55.215	8 -	2:56.882
4 -	3:00.459		
5 -	3:00.585		
10	Mike WALKER	GBR	Bond FJ
1 -	2:57.770	6 -	2:37.446
2 -	2:42.732	7 -	2:38.047
3 -	2:38.063	8 -	2:37.976
4 -	2:40.384	9 -	2:38.324
5 -	2:38.034		
11	Will MITCHAM	GBR	U2 Mk2
1 -	2:41.695	6 -	2:30.807
2 -	2:30.739	7 -	2:30.922
3 -	2:30.119	8 -	2:30.865
4 -	2:30.088	9 -	2:30.497
5 -	2:31.733		
14	Crispian BESLEY	GBR	Cooper T56
1 -	2:41.504	6 -	2:34.633
2 -	2:32.111	7 -	2:33.593
3 -	2:33.145	8 -	2:33.590
4 -	2:33.667	9 -	2:35.057
5 -	2:36.200		
18	Stephen BULLING	GBR	Sadler FJ
1 -	3:17.174	6 -	3:07.339
2 -	3:05.842	7 -	3:08.299
3 -	3:05.499		
4 -	3:10.393		
5 -	3:11.590		

Weather/Track: Bright/Dry

www.mstworld.com

Page 1 of 9

Silverstone
 Circuit Length = 3.6400 miles.
 Start: 11:15 End: 11:37

Printed - 11:56 Sunday, 27 July 2014

Peter Arundell Trophy for Historic Formula Junior
RACE 15 - LAP ANALYSIS - Silverstone - 25-27 July 2014
 (contd.)

20	Patrick BARFORD	GBR	EFAC Stanguellini
1 -	3:02.302	6 -	2:46.761
2 -	2:46.212	7 -	2:46.350
3 -	2:47.287	8 -	2:46.715
4 -	2:45.098		
5 -	2:46.612		
23	John ARNOLD	GBR	Elva 100
1 -	2:55.823	6 -	2:41.116
2 -	2:42.307	7 -	2:44.262
3 -	2:39.033	8 -	2:43.366
4 -	2:43.443		
5 -	2:39.770		
24	Michael GANS	USA	Stanguellini FJ
1 -	2:52.618	6 -	2:37.377
2 -	2:38.117	7 -	2:37.746
3 -	2:38.999	8 -	2:37.631
4 -	2:37.282	9 -	2:36.953
5 -	2:38.046		
25	Barrie WILLIAMS	GBR	Bond FJ
1 -	2:50.790	6 -	2:34.485
2 -	2:39.775	7 -	2:34.978
3 -	2:38.028	8 -	2:33.424
4 -	2:34.343	9 -	2:34.639
5 -	2:33.078		
26	Roger DEXTER	GBR	Elva-DKW 100
1 -	3:06.371	6 -	2:50.280
2 -	2:54.129	7 -	2:52.463
3 -	2:51.396	8 -	2:50.293
4 -	2:51.883		
5 -	2:50.316		
32	Colin NURSEY	GBR	Lotus 18
1 -	2:59.714	6 -	2:43.580
2 -	2:44.328	7 -	2:44.121
3 -	2:42.280	8 -	2:42.435
4 -	2:42.722		
5 -	2:43.665		

Weather/Track: Bright/Dry

Peter Arundell Trophy for Historic Formula Junior
RACE 15 - LAP ANALYSIS - Silverstone - 25-27 July 2014
 (contd.)

36	Tony BEST	GBR	Lotus 20/22
1 -	2:58.974	6 -	2:42.288
2 -	2:41.905		
3 -	2:41.728		
4 -	2:39.768		
5 -	2:39.917		
38	Gil DUFFY	GBR	Kieft FJ
1 -	2:54.818	6 -	2:42.687
2 -	2:41.870	7 -	2:43.138
3 -	2:39.481	8 -	2:43.833
4 -	2:42.482		
5 -	2:42.924		
41	Harrison SCOTT	GBR	Cooper T56
1 -	2:55.131	6 -	2:31.260
2 -	2:41.932	7 -	2:32.593
3 -	2:35.635	8 -	2:30.284
4 -	2:34.786		
5 -	2:32.070		
42	Martin AUBERT	ARG	Lotus 20
1 -	2:52.490	6 -	2:38.902
2 -	2:43.391	7 -	2:39.993
3 -	2:40.627	8 -	2:39.078
4 -	2:44.569		
5 -	2:39.497		
49	Mike GREGORY	GBR	De Tomaso ISIS
1 -	3:05.623	6 -	2:58.856
2 -	2:54.643	7 -	2:56.466
3 -	2:55.993	8 -	2:56.874
4 -	3:03.659		
5 -	2:56.148		
51	Michael HIBBERD	GBR	Lotus 27
1 -	2:57.160	6 -	2:32.827
2 -	2:30.938		
3 -	2:25.257		
4 -	2:27.264		
5 -	2:26.852		

Weather/Track: Bright/Dry

www.mstworld.com

Page 3 of 9

Silverstone
 Circuit Length = 3.6400 miles.
 Start: 11:15 End: 11:37
 Printed - 11:56 Sunday, 27 July 2014

Peter Arundell Trophy for Historic Formula Junior
RACE 15 - LAP ANALYSIS - Silverstone - 25-27 July 2014
 (contd.)

52	James CLARIDGE	GBR	Lola Mk5A
1 -	2:31.618	6 -	2:24.778
2 -	2:25.488	7 -	2:28.104
3 -	2:26.338		
4 -	2:24.582		
5 -	2:25.354		
53	Sam WILSON	GBR	Lotus 20/22
1 -	2:26.573	6 -	2:22.661
2 -	2:21.344	7 -	2:22.645
3 -	2:21.394	8 -	2:26.886
4 -	2:22.594	9 -	2:26.224
5 -	2:23.785		
55	M ROSSI DI MONTELERA	ITA	Lotus 22
1 -	2:30.941	6 -	2:24.540
2 -	2:25.584	7 -	2:24.612
3 -	2:24.713	8 -	2:24.236
4 -	2:25.288	9 -	2:26.961
5 -	2:24.955		
58	Richard SMEETON	GBR	Wainer 63
1 -	2:39.206	6 -	2:28.727
2 -	2:27.242	7 -	2:31.273
3 -	2:28.141	8 -	2:29.664
4 -	2:29.308	9 -	2:35.520
5 -	2:29.192		
61	Simon DIFFEY	GBR	Lotus 20
1 -	2:35.669	6 -	2:28.374
2 -	2:28.911	7 -	2:28.490
3 -	2:26.501	8 -	2:30.833
4 -	2:27.751	9 -	2:28.511
5 -	2:28.872		
63	Gregoire AUDI	FRA	Lotus 22
1 -	2:40.475	6 -	2:30.338
2 -	2:30.328	7 -	2:30.562
3 -	2:30.705	8 -	2:30.867
4 -	2:29.768	9 -	2:30.846
5 -	2:30.858		

Weather/Track: Bright/Dry

Peter Arundell Trophy for Historic Formula Junior
RACE 15 - LAP ANALYSIS - Silverstone - 25-27 July 2014
 (contd.)

65	Urs MUELLER	CHE	Lotus 20/22
1 -	2:38.615	6 -	2:27.276
2 -	2:27.348	7 -	2:27.950
3 -	2:26.490	8 -	2:29.847
4 -	2:27.831	9 -	2:28.446
5 -	2:28.812		
69	Stuart ROACH	GBR	Alexis Mk4
1 -	2:32.029	6 -	2:28.437
2 -	2:26.022	7 -	2:27.461
3 -	2:26.078	8 -	2:27.719
4 -	2:26.895	9 -	2:28.101
5 -	2:26.858		
70	David METHLEY	GBR	Brabham BT6
1 -	2:35.921	6 -	2:21.869
2 -	2:23.587	7 -	2:21.211
3 -	2:22.241	8 -	2:24.177
4 -	2:23.073	9 -	2:24.093
5 -	2:22.566		
71	Andrew THORPE	GBR	Lotus 20
1 -	3:03.729		
72	John DOWSON	GBR	Brabham BT2
1 -	2:37.793	6 -	2:26.885
2 -	2:27.881	7 -	2:29.991
3 -	2:28.564	8 -	2:28.344
4 -	2:28.989	9 -	2:44.277
5 -	2:28.988		
73	Peter ANSTISS	GBR	Lotus 20/22
1 -	2:43.390	6 -	2:32.262
2 -	2:31.545	7 -	2:30.923
3 -	2:33.686	8 -	2:32.585
4 -	2:32.638	9 -	2:32.713
5 -	2:32.425		

Weather/Track: Bright/Dry

Peter Arundell Trophy for Historic Formula Junior
RACE 15 - LAP ANALYSIS - Silverstone - 25-27 July 2014
 (contd.)

76	John REES	GBR	Lotus 22
1 -	2:45.886	6 -	2:34.030
2 -	2:33.366	7 -	2:31.672
3 -	2:32.434	8 -	3:19.250
4 -	2:32.312	9 -	2:47.969
5 -	2:31.506		
79	Andrew HIBBERD	GBR	Lotus 22
1 -	2:27.794	6 -	2:25.488
2 -	2:22.330	7 -	2:23.606
3 -	2:23.159	8 -	2:26.547
4 -	2:23.969	9 -	2:30.061
5 -	2:24.650		
80	Phil INGLE	GBR	Lotus 20/22
1 -	2:46.507	6 -	2:36.593
2 -	2:35.607	7 -	2:35.173
3 -	2:35.132	8 -	2:34.021
4 -	2:34.500	9 -	2:35.407
5 -	2:34.874		
82	Andrew GARSIDE	GBR	Lotus 20/22
1 -	2:36.640	6 -	2:27.826
2 -	2:28.073	7 -	2:29.686
3 -	2:26.944	8 -	2:28.928
4 -	2:27.302	9 -	2:32.354
5 -	2:30.345		
83	Martin WALFORD	GBR	Lotus 22
1 -	2:34.850	6 -	2:27.853
2 -	2:29.285	7 -	2:30.122
3 -	2:29.540	8 -	2:29.307
4 -	2:28.431	9 -	2:29.779
5 -	2:28.313		
84	Mark WOODHOUSE	GBR	Lotus 20/22
1 -	2:32.549	6 -	2:26.335
2 -	2:26.137	7 -	2:26.874
3 -	2:25.841	8 -	2:26.576
4 -	2:26.165	9 -	2:25.855
5 -	2:33.844		

Weather/Track: Bright/Dry

Peter Arundell Trophy for Historic Formula Junior
RACE 15 - LAP ANALYSIS - Silverstone - 25-27 July 2014
 (contd.)

86	C ROSSI DI MONTELERA	FRA	Brabham BT6
1 -	2:54.167	6 -	2:42.818
2 -	2:40.213	7 -	2:42.304
3 -	2:41.291	8 -	2:43.423
4 -	2:44.207		
5 -	2:40.146		
87	Andrew WILKINSON	GBR	Lynx T3
1 -	2:36.160	6 -	2:28.244
2 -	2:27.130	7 -	2:28.771
3 -	2:26.448	8 -	2:30.720
4 -	2:27.762	9 -	2:28.598
5 -	2:29.708		
88	Lance WHITEHEAD	GBR	Lotus 20
1 -	2:51.378	6 -	2:34.531
2 -	2:38.050	7 -	2:32.835
3 -	2:36.192	8 -	2:33.759
4 -	2:34.919	9 -	2:38.618
5 -	2:34.114		
90	Andrew HAYDEN	GBR	Lotus 22
1 -	2:42.941	6 -	2:37.304
2 -	2:31.470	7 -	2:35.455
3 -	2:33.148	8 -	2:37.194
4 -	2:31.580	9 -	2:35.686
5 -	2:34.366		
92	Westie MITCHELL	GBR	De Tomaso FJ
1 -	2:31.367	6 -	2:25.132
2 -	2:26.305	7 -	2:25.223
3 -	2:23.242	8 -	2:25.192
4 -	2:24.436	9 -	2:27.631
5 -	2:23.565		
94	Gregan THRUSTON	GBR	Lotus 20
1 -	2:56.604	6 -	2:41.893
2 -	2:43.755	7 -	2:43.945
3 -	2:43.006	8 -	2:41.933
4 -	2:41.612		
5 -	2:41.693		

Weather/Track: Bright/Dry

Peter Arundell Trophy for Historic Formula Junior
RACE 15 - LAP ANALYSIS - Silverstone - 25-27 July 2014
 (contd.)

95	Anthony GODDARD	GBR	Tojeiro FJ
1 -	3:04.133	6 -	2:52.559
2 -	2:48.568	7 -	2:51.915
3 -	2:48.012	8 -	2:51.199
4 -	2:47.828		
5 -	2:49.009		
98	Chris MERRICK	GBR	Cooper T59
1 -	3:01.747	6 -	2:41.587
2 -	2:43.083	7 -	2:47.017
3 -	2:42.721	8 -	2:41.283
4 -	2:43.949		
5 -	2:40.829		
114	Julia DE BALDANZA	ITA	OSCA FJ
1 -	3:25.599	6 -	3:17.739
2 -	3:12.090	7 -	3:14.807
3 -	3:15.441		
4 -	3:13.520		
5 -	3:12.889		
161	Andrew BEAUMONT	GBR	Lotus 22
1 -	2:33.113	6 -	2:28.629
2 -	2:27.610	7 -	2:39.993
3 -	2:28.078	8 -	2:31.643
4 -	2:29.625	9 -	2:30.346
5 -	2:29.875		
163	Jon MILICEVIC	GBR	Cooper T59
1 -	2:27.517	6 -	2:24.690
2 -	2:21.827	7 -	2:23.727
3 -	2:22.502	8 -	2:25.562
4 -	2:22.999	9 -	2:23.756
5 -	2:23.580		
174	Larry KINCH	GBR	Lotus 22
1 -	2:57.067	6 -	2:39.227
2 -	2:42.638	7 -	2:54.263
3 -	2:38.691	8 -	2:39.843
4 -	2:43.472		
5 -	2:40.129		

Weather/Track: Bright/Dry

www.mstworld.com

Page 8 of 9

Silverstone
 Circuit Length = 3.6400 miles.
 Start: 11:15 End: 11:37
 Printed - 11:56 Sunday, 27 July 2014

Peter Arundell Trophy for Historic Formula Junior
RACE 15 - LAP ANALYSIS - Silverstone - 25-27 July 2014
 (contd.)

183	Arlette MUELLER	CHE	Lotus 22
1 -	2:45.045	6 -	2:35.788
2 -	2:31.502	7 -	2:31.605
3 -	2:31.574	8 -	2:32.684
4 -	2:33.770	9 -	2:31.153
5 -	2:32.314		
192	Nick WIGLEY	GBR	Nota FJ
1 -	2:56.045	6 -	2:42.493
2 -	2:41.188	7 -	2:43.068
3 -	2:41.902	8 -	2:45.865
4 -	2:41.721		
5 -	2:41.712		
831	Jonathan FYDA	GBR	U2 Mk3
1 -	2:53.501	6 -	2:39.450
2 -	2:41.922	7 -	2:41.075
3 -	2:39.811	8 -	2:41.427
4 -	2:41.867		
5 -	2:41.362		

Peter Arundell Trophy for Historic Formula Junior

RACE 15 - LAP CHART - Silverstone - 25-27 July 2014

Lap 1			Lap 2			Lap 3			Lap 4			Lap 5		
No	Behind	Laptime	No	Behind	Laptime	No	Behind	Laptime	No	Behind	Laptime	No	Behind	Laptime
53		2:26.573	53		2:21.344	53		2:21.394	53		2:22.594	53		2:23.785
163	0.944	2:27.517	163	1.427	2:21.827	163	2.535	2:22.502	4	1 LAP	3:05.771	7	1 LAP	3:00.459
79	1.221	2:27.794	79	2.207	2:22.330	79	3.972	2:23.159	163	2.940	2:22.999	163	2.735	2:23.580
55	4.368	2:30.941	55	8.608	2:25.584	92	11.603	2:23.242	79	5.347	2:23.969	49	1 LAP	3:03.659
92	4.794	2:31.367	52	9.189	2:25.488	55	11.927	2:24.713	70	12.917	2:23.073	79	6.212	2:24.650
52	5.045	2:31.618	92	9.755	2:26.305	70	12.438	2:22.241	92	13.445	2:24.436	70	11.698	2:22.566
69	5.456	2:32.029	69	10.134	2:26.022	52	14.133	2:26.338	55	14.621	2:25.288	92	13.225	2:23.565
84	5.976	2:32.549	84	10.769	2:26.137	69	14.818	2:26.078	52	16.121	2:24.582	55	15.791	2:24.955
161	6.540	2:33.113	70	11.591	2:23.587	84	15.216	2:25.841	84	18.787	2:26.165	52	17.690	2:25.354
83	8.277	2:34.850	161	12.806	2:27.610	161	19.490	2:28.078	69	19.119	2:26.895	69	22.192	2:26.858
61	9.096	2:35.669	87	15.373	2:27.130	87	20.427	2:26.448	114	1 LAP	3:15.441	84	28.846	2:33.844
70	9.348	2:35.921	83	16.218	2:29.285	61	21.770	2:26.501	87	25.595	2:27.762	87	31.518	2:29.708
87	9.587	2:36.160	61	16.663	2:28.911	82	22.346	2:26.944	161	26.521	2:29.625	61	32.014	2:28.872
82	10.067	2:36.640	82	16.796	2:28.073	65	23.142	2:26.490	61	26.927	2:27.751	161	32.611	2:29.875
72	11.220	2:37.793	72	17.757	2:27.881	83	24.364	2:29.540	82	27.054	2:27.302	65	33.406	2:28.812
65	12.042	2:38.615	65	18.046	2:27.348	72	24.927	2:28.564	65	28.379	2:27.831	82	33.614	2:30.345
58	12.633	2:39.206	58	18.531	2:27.242	58	25.278	2:28.141	83	30.201	2:28.431	83	34.729	2:28.313
63	13.902	2:40.475	63	22.886	2:30.328	63	32.197	2:30.705	72	31.322	2:28.989	72	36.525	2:28.988
14	14.931	2:41.504	11	24.517	2:30.739	11	33.242	2:30.119	58	31.992	2:29.308	58	37.399	2:29.192
11	15.122	2:41.695	14	25.698	2:32.111	14	37.449	2:33.145	63	39.371	2:29.768	18	1 LAP	3:10.393
90	16.368	2:42.941	90	26.494	2:31.470	90	38.248	2:33.148	11	40.736	2:30.088	63	46.444	2:30.858
73	16.817	2:43.390	73	27.018	2:31.545	183	38.810	2:31.574	90	47.234	2:31.580	11	48.684	2:31.733
183	18.472	2:45.045	183	28.630	2:31.502	73	39.310	2:33.686	14	48.522	2:33.667	4	1 LAP	3:11.930
76	19.313	2:45.886	76	31.335	2:33.366	76	42.375	2:32.434	51	48.714	2:27.264	51	51.781	2:26.852
80	19.934	2:46.507	80	34.197	2:35.607	51	44.044	2:25.257	73	49.354	2:32.638	90	57.815	2:34.366
25	24.217	2:50.790	51	40.181	2:30.938	80	47.935	2:35.132	183	49.986	2:33.770	73	57.994	2:32.425
88	24.805	2:51.378	88	41.511	2:38.050	88	56.309	2:36.192	76	52.093	2:32.312	183	58.515	2:32.314
42	25.917	2:52.490	25	42.648	2:39.775	25	59.282	2:38.028	80	59.841	2:34.500	76	59.814	2:31.506
24	26.045	2:52.618	24	42.818	2:38.117	24	1:00.423	2:38.999	88	1:08.634	2:34.919	14	1:00.937	2:36.200
831	26.928	2:53.501	86	46.463	2:40.213	41	1:03.387	2:35.635	25	1:11.031	2:34.343	80	1:10.930	2:34.874
86	27.594	2:54.167	831	47.506	2:41.922	831	1:05.923	2:39.811	24	1:15.111	2:37.282	114	1 LAP	3:13.520
38	28.245	2:54.818	42	47.964	2:43.391	86	1:06.360	2:41.291	41	1:15.579	2:34.786	88	1:18.963	2:34.114
41	28.558	2:55.131	38	48.771	2:41.870	38	1:06.858	2:39.481	831	1:25.196	2:41.867	25	1:20.324	2:33.078
23	29.250	2:55.823	41	49.146	2:41.932	42	1:07.197	2:40.627	38	1:26.746	2:42.482	41	1:23.864	2:32.070
192	29.472	2:56.045	192	49.316	2:41.188	23	1:07.852	2:39.033	10	1:27.044	2:40.384	24	1:29.372	2:38.046
94	30.031	2:56.604	23	50.213	2:42.307	174	1:09.085	2:38.691	86	1:27.973	2:44.207	10	1:41.293	2:38.034
174	30.494	2:57.067	174	51.788	2:42.638	10	1:09.254	2:38.063	23	1:28.701	2:43.443	831	1:42.773	2:41.362
51	30.587	2:57.160	94	52.442	2:43.755	192	1:09.824	2:41.902	192	1:28.951	2:41.721	86	1:44.334	2:40.146
10	31.197	2:57.770	10	52.585	2:42.732	36	1:13.296	2:41.728	42	1:29.172	2:44.569	23	1:44.686	2:39.770
36	32.401	2:58.974	36	52.962	2:41.905	94	1:14.054	2:43.006	174	1:29.963	2:43.472	42	1:44.884	2:39.497
32	33.141	2:59.714	32	56.125	2:44.328	32	1:17.011	2:42.280	36	1:30.470	2:39.768	38	1:45.885	2:42.924
98	35.174	3:01.747	98	56.913	2:43.083	98	1:18.240	2:42.721	94	1:33.072	2:41.612	174	1:46.307	2:40.129
20	35.729	3:02.302	20	1:00.597	2:46.212	20	1:26.490	2:47.287	32	1:37.139	2:42.722	36	1:46.602	2:39.917
71	37.156	3:03.729	95	1:04.784	2:48.568	95	1:31.402	2:48.012	98	1:39.595	2:43.949	192	1:46.878	2:41.712
95	37.560	3:04.133	49	1:12.349	2:54.643	26	1:42.585	2:51.396	20	1:48.994	2:45.098	94	1:50.980	2:41.693
49	39.050	3:05.623	26	1:12.583	2:54.129	7	1:46.574	2:55.215	95	1:56.636	2:47.828	98	1:56.639	2:40.829
26	39.798	3:06.371	7	1:12.753	2:53.191	49	1:46.948	2:55.993	26	2:11.874	2:51.883	32	1:57.019	2:43.665
7	40.906	3:07.479	18	1:35.099	3:05.842	18	2:19.204	3:05.499				20	2:11.821	2:46.612
18	50.601	3:17.174	4	1:39.766	3:06.818							95	2:21.860	2:49.009
4	54.292	3:20.865	114	1:49.772	3:12.090									

Weather/Track: Bright/Dry

www.mstworld.com

Page 1 of 2

Silverstone
Circuit Length = 3.6400 miles.
Start: 11:15 End: 11:37

Printed - 11:57 Sunday, 27 July 2014

Peter Arundell Trophy for Historic Formula Junior
RACE 15 - LAP CHART - Silverstone - 25-27 July 2014
 (contd.)

Lap 6			Lap 7			Lap 8			Lap 9			Lap 10		
No	Behind	Laptime	No	Behind	Laptime	No	Behind	Laptime	No	Behind	Laptime	No	Behind	Laptime
53		2:22.661	53		2:22.645	53		2:26.886	53		2:26.224			
163	4.764	2:24.690	163	5.846	2:23.727	192	1 LAP	2:43.068	163	2.054	2:23.756			
79	9.039	2:25.488	70	9.472	2:21.211	163	4.522	2:25.562	42	1 LAP	2:39.078			
70	10.906	2:21.869	79	10.000	2:23.606	94	1 LAP	2:43.945	70	4.632	2:24.093			
92	15.696	2:25.132	20	1 LAP	2:46.761	70	6.763	2:24.177	831	1 LAP	2:41.427			
26	1 LAP	2:50.316	92	18.274	2:25.223	174	1 LAP	2:54.263	79	13.498	2:30.061			
55	17.670	2:24.540	55	19.637	2:24.612	79	9.661	2:26.547	86	1 LAP	2:43.423			
52	19.807	2:24.778	52	25.266	2:28.104	32	1 LAP	2:44.121	23	1 LAP	2:43.366			
69	27.968	2:28.437	95	1 LAP	2:52.559	98	1 LAP	2:47.017	38	1 LAP	2:43.833			
84	32.520	2:26.335	69	32.784	2:27.461	92	16.580	2:25.192	55	17.724	2:26.961			
87	37.101	2:28.244	84	36.749	2:26.874	55	16.987	2:24.236	92	17.987	2:27.631			
49	1 LAP	2:56.148	87	43.227	2:28.771	114	2 LAPS	3:17.739	192	1 LAP	2:45.865			
61	37.727	2:28.374	65	43.326	2:27.950	20	1 LAP	2:46.350	94	1 LAP	2:41.933			
65	38.021	2:27.276	26	1 LAP	2:50.280	69	33.617	2:27.719	174	1 LAP	2:39.843			
161	38.579	2:28.629	61	43.572	2:28.490	84	36.439	2:26.576	98	1 LAP	2:41.283			
82	38.779	2:27.826	82	45.820	2:29.686	65	46.287	2:29.847	32	1 LAP	2:42.435			
7	1 LAP	3:00.585	83	47.398	2:30.122	87	47.061	2:30.720	18	2 LAPS	3:08.299			
83	39.921	2:27.853	72	48.095	2:29.991	61	47.519	2:30.833	4	2 LAPS	3:08.909			
72	40.749	2:26.885	58	52.093	2:31.273	82	47.862	2:28.928	69	35.494	2:28.101			
58	43.465	2:28.727	161	55.927	2:39.993	72	49.553	2:28.344	84	36.070	2:25.855			
63	54.121	2:30.338	63	1:02.038	2:30.562	83	49.819	2:29.307	65	48.509	2:28.446			
11	56.830	2:30.807	11	1:05.107	2:30.922	95	1 LAP	2:51.915	87	49.435	2:28.598			
51	1:01.947	2:32.827	49	1 LAP	2:58.856	58	54.871	2:29.664	61	49.806	2:28.511			
73	1:07.595	2:32.262	7	1 LAP	2:58.281	161	1:00.684	2:31.643	20	1 LAP	2:46.715			
76	1:11.183	2:34.030	73	1:15.873	2:30.923	63	1:06.019	2:30.867	83	53.374	2:29.779			
183	1:11.642	2:35.788	76	1:20.210	2:31.672	26	1 LAP	2:52.463	82	53.992	2:32.354			
90	1:12.458	2:37.304	183	1:20.602	2:31.605	11	1:09.086	2:30.865	58	1:04.167	2:35.520			
14	1:12.909	2:34.633	14	1:23.857	2:33.593	73	1:21.572	2:32.585	161	1:04.806	2:30.346			
80	1:24.862	2:36.593	90	1:25.268	2:35.455	183	1:26.400	2:32.684	72	1:07.606	2:44.277			
88	1:30.833	2:34.531	80	1:37.390	2:35.173	14	1:30.561	2:33.590	63	1:10.641	2:30.846			
18	1 LAP	3:11.590	88	1:41.023	2:32.835	90	1:35.576	2:37.194	11	1:13.359	2:30.497			
25	1:32.148	2:34.485	41	1:42.411	2:32.593	49	1 LAP	2:56.466	114	2 LAPS	3:14.807			
41	1:32.463	2:31.260	25	1:44.481	2:34.978	7	1 LAP	2:56.482	95	1 LAP	2:51.199			
4	1 LAP	3:09.908	24	1:59.189	2:37.746	80	1:44.525	2:34.021	73	1:28.061	2:32.713			
24	1:44.088	2:37.377	10	2:11.480	2:38.047	41	1:45.809	2:30.284	183	1:31.329	2:31.153			
10	1:56.078	2:37.446	18	1 LAP	3:07.339	88	1:47.896	2:33.759	26	1 LAP	2:50.293			
831	1:59.562	2:39.450	831	2:17.992	2:41.075	25	1:51.019	2:33.424	14	1:39.394	2:35.057			
42	2:01.125	2:38.902	4	1 LAP	3:03.694	24	2:09.934	2:37.631	90	1:45.038	2:35.686			
114	1 LAP	3:12.889	42	2:18.473	2:39.993	76	2:12.574	3:19.250	80	1:53.708	2:35.407			
174	2:02.873	2:39.227	86	2:24.150	2:42.304	10	2:22.570	2:37.976	25	1:59.434	2:34.639			
23	2:03.141	2:41.116	23	2:24.758	2:44.262				88	2:00.290	2:38.618			
86	2:04.491	2:42.818	38	2:26.404	2:43.138				49	1 LAP	2:56.874			
38	2:05.911	2:42.687							7	1 LAP	2:56.882			
36	2:06.229	2:42.288							24	2:20.663	2:36.953			
192	2:06.710	2:42.493							76	2:34.319	2:47.969			
94	2:10.212	2:41.893							10	2:34.670	2:38.324			
98	2:15.565	2:41.587												
32	2:17.938	2:43.580												

Weather/Track: Bright/Dry

Stirling Moss Trophy for pre' 61 Sports Cars
RACE 4 - QUALIFYING - Silverstone - 25-27 July 2014

POS	NO	CL	DRIVER	CAR	TIME	LAPS	GAP	MPH
1	33	6	Minshaw/Keen	Lister Jaguar Knobbly	2:22.922	11		91.68
2	15	5	McIntyre/McIntyre	Lotus 15	2:23.803	12	0.881	91.12
3	41	6	Ward	Lister Jaguar Costin	2:24.543	10	1.621	90.65
4	46	6	Verdon-Roe/Leventis	Ferrari 246S	2:25.153	12	2.231	90.27
5	6	6	Gibbon/Gibbon	Lister Chevrolet Knobbly	2:27.335	12	4.413	88.94
6	16	6	Kent	Lister Jaguar Costin	2:27.614	11	4.692	88.77
7	25	5	Piercy	Cooper Monaco	2:28.127	11	5.205	88.46
8	51	6	Pearson/Pearson	Lister Jaguar Knobbly	2:28.179	10	5.257	88.43
9	29	1	Ahlers/Bellinger	Lola Mk1 Prototype	2:28.336	9	5.414	88.34
10	13	6	Lynn	Lister Jaguar Knobbly	2:28.930	8	6.008	87.98
11	42	5	Woolley/Shaw	Cooper Monaco	2:29.797	7	6.875	87.47
12	8	6	Wood/Wood	Lister Jaguar Knobbly	2:30.044	10	7.122	87.33
13	17	4	Wills	Lotus 17	2:30.726	8	7.804	86.93
14	251	6	Lewis/Majzub	Lister Chevrolet Knobbly	2:30.868	11	7.946	86.85
15	14	6	Giordanelli	Lister Chevrolet Knobbly	2:30.870	11	7.948	86.85
16	24	6	Cottingham/Cottingham	Tojeiro Jaguar	2:30.927	11	8.005	86.82
17	4	4	Champion/Stretton	Lotus XI Le Mans	2:31.164	11	8.242	86.68
18	23	INV	Ashworth/Ashworth	Marina Rolls-Royce	2:31.248	11	8.326	86.63
19	22	1	Tobler/Fischer	Lola Mk1	2:32.439	10	9.517	85.96
20	7	6	Friedrichs/Hadfield	Aston Martin DBR1	2:32.836	10	9.914	85.73
21	71	4	Jacobsen/Jacobsen	Lotus XI S1	2:32.907	11	9.985	85.69
22	11	3	Harrison/Watts	Rejo Mk3	2:34.350	10	11.428	84.89
23	62	1	Paul/Bourne	Elva MkV	2:35.427	11	12.505	84.31
24	36	6	Wenman/Wenman	Lister Jaguar Knobbly	2:35.930	11	13.008	84.03
25	9	6	Eastick	Jaguar D-type	2:36.540	8	13.618	83.71
26	99	2	Keen/McAlpine	Kurtis 500S	2:36.871	11	13.949	83.53
27	10	5	Gillett/Smith	Willment Climax	2:37.021	11	14.099	83.45
28	27	6	Bianchi	Farrallac Allard Mk2	2:37.519	9	14.597	83.19
29	28	6	Brooks	Lister Jaguar 'Flat Iron'	2:37.936	10	15.014	82.97
30	120	6	Bennett	Lister Jaguar Knobbly	2:39.865	7	16.943	81.96
31	21	3	Naveau/Axisa	Lotus XI Le Mans Series 1	2:40.298	9	17.376	81.74
32	43	3	Edwards	Rejo MkIV	2:42.286	9	19.364	80.74
33	18	5	Ditheridge/Harper	Cooper Monaco	2:42.417	6	19.495	80.68
34	3	2	Bond	Maserati 250S	2:46.337	7	23.415	78.78
35	34	6	Scholey/Newall	Jaguar XK120	2:48.108	10	25.186	77.95
36	111	6	Hubner	Lister Jaguar Knobbly	2:48.401	9	25.479	77.81
37	31	2	Singer/Singer	Kurtis 500S	3:07.188	9	44.266	70.00
38	70	4	Kremer	Lotus 17 Prototype	12:16.271	1	9:53.349	17.79

*Cars 4, 99 require working transponders - Regulation Q.12.2.1 refers, a 30 second penalty wSilverstone
be applied if not working in the race. Weather/Track: Sun/Dry Circuit Length = 3.6400 miles.
These results are provisional until the conclusion of any judicial and technical matters. Start: 09:34 End: 10:04

Clerk of the Course:	Timekeeper:
----------------------	-------------

Stirling Moss Trophy for pre' 61 Sports Cars

RACE 4 - QUALIFYING LAP ANALYSIS - Silverstone - 25-27 July 2014

3	Bond	Maserati 250S
1 - X:00.000	6 - 2:46.337	
2 - 2:51.179	7 - 2:47.868	
3 - X:00.000		
4 - 2:51.544		
5 - 2:49.755		
4	Champion/Stretton	Lotus XI Le Mans
1 - X:00.000	6 - 2:31.858	11 - 2:39.986
2 - 2:31.164	7 - 4:33.684	
3 - 2:31.552	8 - 2:42.186	
4 - 2:39.950	9 - 2:42.378	
5 - 2:36.904	10 - 2:43.352	
6	Gibbon/Gibbon	Lister Chevrolet Knobbly
1 - X:00.000	6 - 2:29.889	11 - 2:33.393
2 - 2:48.029	7 - 2:27.335	12 - 2:28.352
3 - 2:45.507	8 - 2:30.168	
4 - 4:03.284	9 - 2:30.514	
5 - 2:33.133	10 - 2:34.950	
7	Friedrichs/Hadfield	Aston Martin DBR1
1 - X:00.000	6 - 2:44.794	
2 - 2:50.905	7 - 3:30.221	
3 - 2:48.871	8 - 2:33.951	
4 - 2:44.088	9 - 2:32.836	
5 - 2:45.618	10 - 2:41.626	
8	Wood/Wood	Lister Jaguar Knobbly
1 - X:00.000	6 - 2:41.956	
2 - 2:37.736	7 - 2:30.044	
3 - 4:32.219	8 - 4:23.593	
4 - 2:31.368	9 - 3:02.508	
5 - 2:31.181	10 - 3:13.910	
9	Eastick	Jaguar D-type
1 - X:00.000	6 - 2:38.149	
2 - 2:41.184	7 - 2:36.540	
3 - 2:39.611	8 - 2:42.575	
4 - 2:38.272		
5 - 2:37.677		

*Cars 4, 99 require working transponders - Regulation Q.12.2.1 refers, a 30 second penalty will be applied if not working in the race. Weather/Track: Sun/Dry

Silverstone
Circuit Length = 3.6400 miles.
Start: 09:34 End: 10:04

Stirling Moss Trophy for pre' 61 Sports Cars
RACE 4 - QUALIFYING LAP ANALYSIS - Silverstone - 25-27 July 2014
 (contd.)

10	Gillett/Smith	Willment Climax
1 - X:00.000	6 - 2:37.021	11 - 2:39.121
2 - 2:49.585	7 - 2:44.876	
3 - 2:38.740	8 - 4:18.249	
4 - 2:42.638	9 - 2:37.725	
5 - 2:39.867	10 - 2:43.160	
11	Harrison/Watts	Rejo Mk3
1 - X:00.000	6 - 4:12.776	
2 - 4:45.065	7 - 2:47.024	
3 - 2:35.296	8 - 2:41.199	
4 - 2:34.800	9 - 2:43.300	
5 - 2:34.350	10 - 2:45.800	
13	Lynn	Lister Jaguar Knobbly
1 - X:00.000	6 - 2:29.476	
2 - 2:38.811	7 - 2:28.930	
3 - 2:34.729	8 - 2:49.672	
4 - 2:31.291		
5 - 4:33.838		
14	Giordanelli	Lister Chevrolet Knobbly
1 - X:00.000	6 - 2:33.109	11 - 2:30.870
2 - 2:37.384	7 - 2:33.920	
3 - 5:41.344	8 - 2:32.234	
4 - 2:38.781	9 - 2:34.684	
5 - 2:33.144	10 - 2:31.887	
15	McIntyre/McIntyre	Lotus 15
1 - X:00.000	6 - 4:30.068	11 - 2:29.634
2 - 2:27.169	7 - 2:31.938	12 - 2:32.379
3 - 2:24.451	8 - 2:27.329	
4 - 2:23.803	9 - 2:27.716	
5 - 2:24.465	10 - 2:26.619	
16	Kent	Lister Jaguar Costin
1 - X:00.000	6 - 2:29.940	11 - 2:30.029
2 - 2:28.320	7 - 2:27.614	
3 - 2:28.351	8 - 2:32.647	
4 - 2:28.277	9 - 2:31.962	
5 - 2:28.070	10 - 2:34.128	

*Cars 4, 99 require working transponders - Regulation Q.12.2.1 refers, a 30 second penalty will be applied if not working in the race. Weather/Track: Sun/Dry

Silverstone
 Circuit Length = 3.6400 miles.
 Start: 09:34 End: 10:04

Stirling Moss Trophy for pre' 61 Sports Cars

RACE 4 - QUALIFYING LAP ANALYSIS - Silverstone - 25-27 July 2014

(contd.)

17	Wills	Lotus 17		
1 -	X:00.000	6 -	2:32.005	
2 -	4:17.175	7 -	4:27.877	
3 -	2:31.932	8 -	5:24.299	
4 -	2:31.435			
5 -	2:30.726			
18	Ditheridge/Harper	Cooper Monaco		
1 -	X:00.000	6 -	2:42.417	
2 -	2:44.460			
3 -	2:44.173			
4 -	2:46.303			
5 -	5:04.951			
21	Naveau/Axisa	Lotus XI Le Mans Series 1		
1 -	X:00.000	6 -	2:41.976	
2 -	3:00.348	7 -	2:42.407	
3 -	2:55.464	8 -	2:40.298	
4 -	2:52.609	9 -	2:55.481	
5 -	4:42.227			
22	Tobler/Fischer	Lola Mk1		
1 -	X:00.000	6 -	4:38.672	
2 -	2:44.586	7 -	2:32.439	
3 -	2:33.470	8 -	2:34.080	
4 -	2:44.624	9 -	5:12.857	
5 -	2:33.805	10 -	2:33.383	
23	Ashworth/Ashworth	Marina Rolls-Royce		
1 -	X:00.000	6 -	2:34.949	11 - 2:31.248
2 -	2:36.174	7 -	2:36.399	
3 -	2:45.793	8 -	2:33.686	
4 -	2:34.588	9 -	2:31.432	
5 -	4:28.011	10 -	2:31.898	
24	Cottingham/Cottingham	Tojeiro Jaguar		
1 -	X:00.000	6 -	4:50.782	11 - 2:43.483
2 -	2:32.006	7 -	2:41.400	
3 -	2:32.756	8 -	3:49.787	
4 -	2:31.884	9 -	2:42.660	
5 -	2:30.927	10 -	2:45.485	

*Cars 4, 99 require working transponders - Regulation Q.12.2.1 refers, a 30 second penalty will be applied if not working in the race. Weather/Track: Sun/Dry

Silverstone
Circuit Length = 3.6400 miles.
Start: 09:34 End: 10:04

Stirling Moss Trophy for pre' 61 Sports Cars

RACE 4 - QUALIFYING LAP ANALYSIS - Silverstone - 25-27 July 2014

(contd.)

25	Piercy	Cooper Monaco
1 - X:00.000	6 - 2:34.880	11 - 2:28.127
2 - 2:37.103	7 - 2:31.082	
3 - 2:32.568	8 - 2:28.989	
4 - 2:29.735	9 - 5:37.059	
5 - 2:31.308	10 - 2:31.384	
27	Bianchi	Farrallac Allard Mk2
1 - X:00.000	6 - 2:37.519	
2 - 2:47.356	7 - 2:38.127	
3 - 2:40.733	8 - 2:40.714	
4 - 2:40.882	9 - 2:39.641	
5 - 2:41.011		
28	Brooks	Lister Jaguar 'Flat Iron'
1 - X:00.000	6 - 2:37.996	
2 - 2:47.591	7 - 2:46.020	
3 - 2:42.649	8 - 5:52.936	
4 - 2:40.683	9 - 2:39.696	
5 - 2:37.936	10 - 2:38.730	
29	Ahlers/Bellinger	Lola Mk1 Prototype
1 - X:00.000	6 - 2:34.187	
2 - 2:30.641	7 - 4:13.444	
3 - 2:30.866	8 - 2:48.122	
4 - 2:28.403	9 - 2:33.850	
5 - 2:28.336		
31	Singer/Singer	Kurtis 500S
1 - X:00.000	6 - 4:51.673	
2 - 3:18.308	7 - 3:22.212	
3 - 3:10.768	8 - 3:19.826	
4 - 3:07.236	9 - 3:07.188	
5 - 3:08.823		
33	Minshaw/Keen	Lister Jaguar Knobbly
1 - X:00.000	6 - 2:27.990	11 - 2:22.922
2 - 2:24.662	7 - 2:25.606	
3 - 2:24.373	8 - 2:24.428	
4 - 2:31.201	9 - 2:24.849	
5 - 4:36.613	10 - 2:33.228	

*Cars 4, 99 require working transponders - Regulation Q.12.2.1 refers, a 30 second penalty will be applied if not working in the race. Weather/Track: Sun/Dry

Silverstone
Circuit Length = 3.6400 miles.
Start: 09:34 End: 10:04

Stirling Moss Trophy for pre' 61 Sports Cars

RACE 4 - QUALIFYING LAP ANALYSIS - Silverstone - 25-27 July 2014

(contd.)

34	Scholey/Newall	Jaguar XK120
1 - X:00.000	6 - 3:02.610	
2 - 2:49.006	7 - 2:57.429	
3 - 2:48.687	8 - 2:54.897	
4 - 2:48.108	9 - 2:54.151	
5 - 4:38.940	10 - 2:52.112	
36	Wenman/Wenman	Lister Jaguar Knobbly
1 - X:00.000	6 - 2:37.262	11 - 2:38.606
2 - 2:43.484	7 - 4:20.067	
3 - 2:39.828	8 - 2:46.846	
4 - 2:37.128	9 - 2:52.720	
5 - 2:35.930	10 - 2:42.852	
41	Ward	Lister Jaguar Costin
1 - X:00.000	6 - 4:55.167	
2 - 2:27.972	7 - 2:30.741	
3 - 2:26.130	8 - 2:24.751	
4 - 2:24.543	9 - 2:26.384	
5 - 2:25.244	10 - 2:30.137	
42	Woolley/Shaw	Cooper Monaco
1 - X:00.000	6 - 4:16.202	
2 - 2:33.672	7 - 2:29.797	
3 - 2:31.739		
4 - 2:31.005		
5 - 2:32.130		
43	Edwards	Rejo MkIV
1 - X:00.000	6 - 2:42.936	
2 - 2:48.972	7 - 2:43.449	
3 - 2:48.576	8 - 2:44.597	
4 - 2:47.579	9 - 2:44.331	
5 - 2:42.286		
46	Verdon-Roe/Leventis	Ferrari 246S
1 - X:00.000	6 - 4:35.862	11 - 2:33.875
2 - 2:25.841	7 - 2:34.297	12 - 2:31.336
3 - 2:27.147	8 - 2:32.740	
4 - 2:25.153	9 - 2:34.953	
5 - 2:25.831	10 - 2:36.072	

*Cars 4, 99 require working transponders - Regulation Q.12.2.1 refers, a 30 second penalty will be applied if not working in the race. Weather/Track: Sun/Dry

Silverstone
Circuit Length = 3.6400 miles.
Start: 09:34 End: 10:04

Stirling Moss Trophy for pre' 61 Sports Cars

RACE 4 - QUALIFYING LAP ANALYSIS - Silverstone - 25-27 July 2014

(contd.)

51	Pearson/Pearson	Lister Jaguar Knobbly
1 - X:00.000	6 - 4:17.816	
2 - 2:37.858	7 - 2:28.179	
3 - 2:34.789	8 - 2:30.297	
4 - 2:32.858	9 - 2:28.458	
5 - 2:35.930	10 - 2:41.070	
62	Paul/Bourne	Elva MkV
1 - X:00.000	6 - 4:21.548	11 - 2:46.694
2 - 2:42.583	7 - 2:35.877	
3 - 2:40.712	8 - 2:39.669	
4 - 2:38.553	9 - 2:36.467	
5 - 2:39.627	10 - 2:35.427	
70	Kremer	Lotus 17 Prototype
1 - X:00.000		
71	Jacobsen/Jacobsen	Lotus XI S1
1 - X:00.000	6 - 4:30.960	11 - 2:32.907
2 - 3:07.367	7 - 2:40.485	
3 - 2:40.055	8 - 2:40.318	
4 - 2:41.298	9 - 2:35.419	
5 - 2:44.967	10 - 2:34.039	
99	Keen/McAlpine	Kurtis 500S
1 - X:00.000	6 - 2:41.145	11 - 2:38.592
2 - 2:49.294	7 - 2:39.876	
3 - 2:41.480	8 - 2:36.871	
4 - 2:46.962	9 - 2:39.190	
5 - 5:06.933	10 - 2:51.821	
111	Hubner	Lister Jaguar Knobbly
1 - X:00.000	6 - 2:49.801	
2 - 2:54.552	7 - 2:48.401	
3 - 2:49.996	8 - 2:49.793	
4 - 2:49.401	9 - 2:59.606	
5 - 2:48.412		

*Cars 4, 99 require working transponders - Regulation Q.12.2.1 refers, a 30 second penalty will be applied if not working in the race. Weather/Track: Sun/Dry

Silverstone
Circuit Length = 3.6400 miles.
Start: 09:34 End: 10:04

Stirling Moss Trophy for pre' 61 Sports Cars

RACE 4 - QUALIFYING LAP ANALYSIS - Silverstone - 25-27 July 2014

(contd.)

120	Bennett	Lister Jaguar Knobbly
1 - X:00.000	6 - 2:41.365	
2 - 2:45.872	7 - 2:45.940	
3 - 2:40.989		
4 - 2:39.865		
5 - 2:41.165		
251	Lewis/Majzub	Lister Chevrolet Knobbly
1 - X:00.000	6 - 4:17.925	11 - 2:54.727
2 - 2:34.479	7 - 2:35.347	
3 - 2:34.882	8 - 2:35.613	
4 - 2:30.868	9 - 2:32.064	
5 - 2:31.485	10 - 2:35.283	

*Cars 4, 99 require working transponders - Regulation Q.12.2.1 refers, a 30 second penalty will be applied if not working in the race. Weather/Track: Sun/Dry

Silverstone
Circuit Length = 3.6400 miles.
Start: 09:34 End: 10:04

Stirling Moss Trophy for pre' 61 Sports Cars

RACE 4 - GRID - Silverstone - 25-27 July 2014

ROW 18	31	Singer/Singer	70	Kremer
ROW 17	34	Scholey/Newall	111	Hubner
ROW 16	18	Ditheridge/Harper	3	Bond
ROW 15	21	Naveau/Axisa	43	Edwards
ROW 14	27	Bianchi	28	Brooks
ROW 13	99	Keen/McAlpine	10	Gillett/Smith
ROW 12	36	Wenman/Wenman	9	Eastick
ROW 11	11	Harrison/Watts	62	Paul/Bourne
ROW 10	7	Friedrichs/Hadfield	71	Jacobsen/Jacobsen
ROW 9	23	Ashworth/Ashworth	22	Tobler/Fischer
ROW 8	24	Cottingham/Cottingham	4	Champion/Stretton
ROW 7	251	Lewis/Majzub	14	Giordanelli
ROW 6	8	Wood/Wood	17	Wills
ROW 5	29	Ahlers/Bellinger	13	Lynn
ROW 4	25	Piercy	51	Pearson/Pearson
ROW 3	6	Gibbon/Gibbon	16	Kent
ROW 2	41	Ward	46	Verdon-Roe/Leventis
ROW 1	33	Minshaw/Keen	15	McIntyre/McIntyre
POLE				

*Cars 4, 99 require working transponders - Regulation Q.12.2.1 refers, a 30 second penalty will be applied if not working in the race. Cars 42, 120 withdrawn. These results are provisional until the conclusion of any judicial and technical matters.

Silverstone
Circuit Length = 3.6400 miles.
Start: 09:34 End: 10:04

Clerk of the Course:

Timekeeper:

Stirling Moss Trophy for pre' 61 Sports Cars

RACE 4 - CLASSIFICATION - Silverstone - 25-27 July 2014

POS	NO	CL	DRIVER	CAR	TIME	LAPS	GAP	MPH	BEST
1	33	6	Minshaw/Keen	Lister Jaguar Knobbly	52:10.458	21		87.80	2:24.860
2	41	6	Ward	Lister Jaguar Costin	52:23.987	21	13.529	87.43	2:25.329
3	46	6	Leventis/Verdon-Roe	Ferrari 246S	53:00.172	21	49.714	86.43	2:25.564
4	70	4	Kremer	Lotus 17 Prototype	53:33.850	21	1:23.392	85.53	2:28.426
5	8	6	Wood/Wood	Lister Jaguar Knobbly	53:50.271	21	1:39.813	85.09	2:29.298
6	17	4	Wills	Lotus 17	53:59.210	21	1:48.752	84.86	2:29.688
7	29	1	Ahlers/Bellinger	Lola Mk1 Prototype	54:08.425	21	1:57.967	84.62	2:28.483
8	16	6	Kent	Lister Jaguar Costin	54:08.684	21	1:58.226	84.61	2:28.881
9	15	5	McIntyre/McIntyre	Lotus 15	54:14.212	21	2:03.754	84.47	2:26.466
10	6	6	Gibbon/Gibbon	Lister Chevrolet Knobbly	52:31.539	20	1 LAP	83.06	2:29.361
11	22	1	Fischer/Tobler	Lola Mk1	52:33.288	20	1 LAP	83.01	2:31.768
12	14	6	Giordanelli	Lister Chevrolet Knobbly	53:09.041	20	1 LAP	82.08	2:35.112
13	4	4	Champion/Stretton	Lotus XI Le Mans	53:16.662	20	1 LAP	81.89	2:32.410
14	27	6	Bianchi	Farrallac Allard Mk2	53:40.456	20	1 LAP	81.28	2:34.610
15	28	6	Brooks	Lister Jaguar 'Flat Iron'	53:42.350	20	1 LAP	81.23	2:34.577
16	36	6	Wenman/Wenman	Lister Jaguar Knobbly	54:13.769	20	1 LAP	80.45	2:34.018
17	11	3	Harrison/Watts	Rejo Mk3	54:25.519	20	1 LAP	80.16	2:37.594
18	3	2	Bond	Maserati 250S	54:37.130	20	1 LAP	79.88	2:37.918
19	7	6	Friedrichs/Hadfield	Aston Martin DBR1	54:42.286	20	1 LAP	79.75	2:34.467
20	25	5	Piercy	Cooper Monaco	48:57.724	19	2 LAPS	84.64	2:29.584
21	111	6	Hubner	Lister Jaguar Knobbly	54:19.921	19	2 LAPS	76.28	2:45.486
22	21	3	Axisa/Naveau	Lotus XI Le Mans Series 1	54:22.036	19	2 LAPS	76.23	2:41.308
23	34	6	Newall/Scholey	Jaguar XK120	52:53.183	18	3 LAPS	74.23	2:46.686
24	43	3	Edwards	Rejo MkIV	44:05.562	16	5 LAPS	79.13	2:39.737
25	31	2	Singer/Singer	Kurtis 500S	52:29.478	16	5 LAPS	66.47	3:02.072
26	23	INV	Ashworth/Ashworth	Marina Rolls-Royce	20:13.825	8	13 LAPS	86.11	2:29.756

NOT CLASSIFIED

18	5		Harper/Ditheridge	Cooper Monaco	38:46.878	13	D.N.F.	73.08	2:37.272
251	6		Majzub/Lewis	Lister Chevrolet Knobbly	28:31.831	11	D.N.F.	84.02	2:28.349
24	6		Cottingham/Cottingham	Tojeiro Jaguar	17:52.425	7	D.N.F.	85.25	2:31.769
10	5		Gillett/Smith	Willment Climax	26:52.811	7	D.N.F.	56.68	2:33.680
62	1		Bourne/Paul	Elva MkV	15:50.910	6	D.N.F.	82.36	2:36.763
9	6		Eastick	Jaguar D-type	16:18.899	6	D.N.F.	80.01	2:37.606
13	6		Lynn	Lister Jaguar Knobbly	7:30.276	3	D.N.F.	86.63	2:27.527
71	4		Jacobsen/Jacobsen	Lotus XI S1	7:49.022	3	D.N.F.	83.17	2:33.643
51	6		Pearson/Pearson	Lister Jaguar Knobbly	4:58.794	2	D.N.F.	86.70	2:29.208

FASTEST LAP

33	6		Minshaw/Keen	Lister Jaguar Knobbly	2:24.860	3	90.46mph	145.58kph
15	5		McIntyre/McIntyre	Lotus 15	2:26.466	5	89.46mph	143.98kph
70	4		Kremer	Lotus 17 Prototype	2:28.426	8	88.28mph	142.08kph
29	1		Ahlers/Bellinger	Lola Mk1 Prototype	2:28.483	18	88.25mph	142.02kph
23	INV		Ashworth/Ashworth	Marina Rolls-Royce	2:29.756	7	87.50mph	140.82kph
11	3		Harrison/Watts	Rejo Mk3	2:37.594	18	83.15mph	133.81kph
3	2		Bond	Maserati 250S	2:37.918	11	82.98mph	133.54kph

Weather/Track: Bright/Dry

These results are provisional until the conclusion of any judicial and technical matters.

Silverstone
Circuit Length = 3.6400 miles.
Start: 11:42 End: 12:35

Clerk of the Course:	Timekeeper:
----------------------	-------------

Stirling Moss Trophy for pre' 61 Sports Cars
RACE 4 - LAP ANALYSIS - Silverstone - 25-27 July 2014

3	Bond	Maserati 250S							
1 -	2:55.402	6 -	2:39.662	11 -	2:37.918	16 -	2:40.045		
2 -	2:40.983	7 -	2:39.128	12 -	3:38.716	17 -	2:40.715		
3 -	2:40.218	8 -	2:39.564	13 -	2:39.110	18 -	2:42.774		
4 -	2:41.021	9 -	2:38.321	14 -	2:38.622	19 -	2:41.659		
5 -	2:39.573	10 -	2:41.117	15 -	2:41.159	20 -	2:41.423		
4	Champion/Stretton	Lotus XI Le Mans							
1 -	2:46.081	6 -	2:37.576	11 -	2:35.008	16 -	2:35.610		
2 -	2:40.339	7 -	2:38.720	12 -	2:34.708	17 -	2:33.819		
3 -	2:39.556	8 -	2:39.239	13 -	2:33.763	18 -	2:32.653		
4 -	2:39.111	9 -	2:38.618	14 -	2:33.032	19 -	2:32.591		
5 -	2:39.389	10 -	3:41.769	15 -	2:32.670	20 -	2:32.410		
6	Gibbon/Gibbon	Lister Chevrolet Knobbly							
1 -	2:32.569	6 -	2:29.909	11 -	2:31.248	16 -	2:41.952		
2 -	2:30.965	7 -	2:29.361	12 -	2:32.063	17 -	2:38.027		
3 -	2:29.776	8 -	2:31.084	13 -	3:41.785	18 -	2:38.375		
4 -	2:29.498	9 -	2:32.023	14 -	2:41.900	19 -	2:39.775		
5 -	2:29.424	10 -	2:30.127	15 -	2:42.904	20 -	2:38.774		
7	Friedrichs/Hadfield	Aston Martin DBR1							
1 -	2:55.270	6 -	2:47.540	11 -	2:34.469	16 -	2:34.773		
2 -	2:48.703	7 -	2:48.441	12 -	2:34.576	17 -	2:36.387		
3 -	2:48.361	8 -	2:49.716	13 -	2:37.411	18 -	2:36.448		
4 -	2:49.797	9 -	3:33.611	14 -	2:35.330	19 -	2:37.794		
5 -	2:48.376	10 -	2:34.762	15 -	2:36.054	20 -	2:34.467		
8	Wood/Wood	Lister Jaguar Knobbly							
1 -	2:35.101	6 -	2:31.144	11 -	2:31.460	16 -	2:30.680	21 -	2:30.693
2 -	2:31.367	7 -	2:29.626	12 -	2:32.978	17 -	2:29.949		
3 -	2:29.298	8 -	2:30.918	13 -	3:31.038	18 -	2:29.992		
4 -	2:30.194	9 -	2:30.687	14 -	2:31.257	19 -	2:30.670		
5 -	2:31.241	10 -	2:30.028	15 -	2:30.816	20 -	2:31.134		
9	Eastick	Jaguar D-type							
1 -	3:02.505	6 -	2:38.131						
2 -	2:41.709								
3 -	2:40.122								
4 -	2:38.826								
5 -	2:37.606								

Weather/Track: Bright/Dry

Stirling Moss Trophy for pre' 61 Sports Cars
RACE 4 - LAP ANALYSIS - Silverstone - 25-27 July 2014
 (contd.)

10	Gillett/Smith	Willment Climax			
	1 - 2:43.403	6 - 2:36.570			
	2 - 2:33.680	7 - 2:36.416			
	3 - 2:35.743				
	4 - 2:35.176				
	5 - X:00.000				
11	Harrison/Watts	Rejo Mk3			
	1 - 2:49.681	6 - 2:40.968	11 - 3:38.446	16 - 2:39.016	
	2 - 2:40.516	7 - 2:39.356	12 - 2:40.497	17 - 2:39.391	
	3 - 2:42.238	8 - 2:40.784	13 - 2:38.663	18 - 2:37.594	
	4 - 2:40.731	9 - 2:42.366	14 - 2:38.422	19 - 2:38.173	
	5 - 2:40.120	10 - 2:41.058	15 - 2:39.545	20 - 2:37.954	
13	Lynn	Lister Jaguar Knobbly			
	1 - 2:33.989				
	2 - 2:27.527				
	3 - 2:28.760				
14	Giordanelli	Lister Chevrolet Knobbly			
	1 - 2:38.269	6 - 2:36.558	11 - 2:35.202	16 - 2:37.326	
	2 - 2:35.748	7 - 2:36.103	12 - 2:38.310	17 - 2:36.963	
	3 - 2:38.375	8 - 2:38.068	13 - 2:37.245	18 - 2:35.138	
	4 - 2:37.723	9 - 2:36.488	14 - 3:30.238	19 - 2:35.804	
	5 - 2:35.668	10 - 2:35.112	15 - 2:38.387	20 - 2:36.316	
15	McIntyre/McIntyre	Lotus 15			
	1 - 2:28.713	6 - 2:27.194	11 - 2:27.331	16 - 2:29.691	21 - 2:27.249
	2 - 2:28.810	7 - 2:27.782	12 - 2:27.097	17 - 2:27.633	
	3 - 2:27.916	8 - 2:28.255	13 - 2:28.897	18 - 2:28.388	
	4 - 2:27.053	9 - 2:27.634	14 - 3:49.116	19 - 2:27.209	
	5 - 2:26.466	10 - 2:26.871	15 - 3:36.739	20 - 2:28.168	
16	Kent	Lister Jaguar Costin			
	1 - 2:33.788	6 - 2:29.860	11 - 2:31.403	16 - 2:30.271	21 - 2:32.979
	2 - 2:30.010	7 - 2:28.881	12 - 2:30.144	17 - 2:35.740	
	3 - 2:30.289	8 - 2:29.529	13 - 2:31.297	18 - 2:34.921	
	4 - 2:29.726	9 - 2:31.224	14 - 3:38.749	19 - 2:33.752	
	5 - 2:29.702	10 - 2:31.223	15 - 2:32.189	20 - 2:33.007	

Weather/Track: Bright/Dry

Stirling Moss Trophy for pre' 61 Sports Cars
RACE 4 - LAP ANALYSIS - Silverstone - 25-27 July 2014
 (contd.)

17	Wills	Lotus 17							
1 -	2:36.262	6 -	2:29.766	11 -	2:31.153	16 -	2:30.593	21 -	2:30.968
2 -	2:32.865	7 -	2:29.871	12 -	2:32.245	17 -	2:31.494		
3 -	2:30.551	8 -	2:30.775	13 -	3:34.817	18 -	2:31.268		
4 -	2:30.268	9 -	2:30.824	14 -	2:31.492	19 -	2:31.114		
5 -	2:29.688	10 -	2:30.018	15 -	2:30.211	20 -	2:32.967		
18	Harper/Ditheridge	Cooper Monaco							
1 -	2:53.215	6 -	2:39.433	11 -	2:49.791				
2 -	2:39.764	7 -	2:42.635	12 -	2:42.917				
3 -	2:38.554	8 -	6:16.071	13 -	2:42.781				
4 -	2:37.470	9 -	2:44.503						
5 -	2:37.272	10 -	2:42.472						
21	Axisa/Naveau	Lotus XI Le Mans Series 1							
1 -	2:57.566	6 -	2:41.833	11 -	2:53.219	16 -	2:49.046		
2 -	2:45.769	7 -	2:41.982	12 -	2:51.950	17 -	2:48.861		
3 -	2:42.959	8 -	2:41.308	13 -	2:52.415	18 -	2:48.845		
4 -	2:43.753	9 -	2:41.716	14 -	2:48.731	19 -	2:51.736		
5 -	2:42.889	10 -	4:07.187	15 -	2:50.271				
22	Fischer/Tobler	Lola Mk1							
1 -	2:40.321	6 -	2:31.768	11 -	2:35.058	16 -	2:34.985		
2 -	2:33.143	7 -	2:33.673	12 -	2:34.604	17 -	2:33.831		
3 -	2:34.098	8 -	2:32.621	13 -	2:35.454	18 -	2:32.506		
4 -	2:34.781	9 -	2:34.773	14 -	2:34.490	19 -	2:34.354		
5 -	2:33.263	10 -	3:42.738	15 -	2:33.009	20 -	2:33.818		
23	Ashworth/Ashworth	Marina Rolls-Royce							
1 -	2:39.205	6 -	2:30.012						
2 -	2:31.014	7 -	2:29.756						
3 -	2:31.849	8 -	2:30.380						
4 -	2:30.783								
5 -	2:30.826								
24	Cottingham/Cottingham	Tojeiro Jaguar							
1 -	2:36.867	6 -	2:32.450						
2 -	2:31.769	7 -	2:34.140						
3 -	2:32.093								
4 -	2:31.822								
5 -	2:33.284								

Weather/Track: Bright/Dry

Stirling Moss Trophy for pre' 61 Sports Cars
RACE 4 - LAP ANALYSIS - Silverstone - 25-27 July 2014
 (contd.)

25	Piercy	Cooper Monaco							
1 -	2:34.354	6 -	2:30.555	11 -	3:27.826	16 -	2:31.808		
2 -	2:32.591	7 -	2:29.584	12 -	2:30.040	17 -	2:31.032		
3 -	2:29.755	8 -	2:31.029	13 -	2:30.854	18 -	2:31.735		
4 -	2:30.318	9 -	2:30.748	14 -	2:30.000	19 -	2:42.543		
5 -	2:31.001	10 -	2:30.062	15 -	2:31.889				
27	Bianchi	Farrallac Allard Mk2							
1 -	2:47.558	6 -	2:35.396	11 -	2:40.129	16 -	2:35.748		
2 -	2:36.269	7 -	2:38.331	12 -	3:41.224	17 -	2:37.035		
3 -	2:38.295	8 -	2:39.476	13 -	2:34.899	18 -	2:36.478		
4 -	2:37.678	9 -	2:36.581	14 -	2:44.394	19 -	2:37.063		
5 -	2:37.564	10 -	2:36.650	15 -	2:34.610	20 -	2:35.078		
28	Brooks	Lister Jaguar 'Flat Iron'							
1 -	2:47.026	6 -	2:37.844	11 -	2:37.086	16 -	2:34.577		
2 -	2:37.779	7 -	2:39.442	12 -	2:38.239	17 -	2:38.432		
3 -	2:39.366	8 -	2:37.267	13 -	2:37.357	18 -	2:36.002		
4 -	2:37.363	9 -	2:37.460	14 -	2:36.127	19 -	2:36.308		
5 -	2:37.642	10 -	3:45.464	15 -	2:35.937	20 -	2:35.632		
29	Ahlers/Bellinger	Lola Mk1 Prototype							
1 -	2:40.041	6 -	2:31.644	11 -	2:31.555	16 -	2:28.997	21 -	2:30.745
2 -	2:35.249	7 -	2:32.629	12 -	2:33.457	17 -	2:30.252		
3 -	2:35.623	8 -	2:34.083	13 -	2:30.048	18 -	2:28.483		
4 -	2:33.007	9 -	2:33.453	14 -	2:28.983	19 -	2:28.985		
5 -	2:32.141	10 -	3:30.712	15 -	2:29.006	20 -	2:29.332		
31	Singer/Singer	Kurtis 500S							
1 -	3:08.389	6 -	3:04.026	11 -	3:15.602	16 -	3:14.795		
2 -	3:02.072	7 -	3:08.978	12 -	3:09.035				
3 -	3:03.046	8 -	3:04.111	13 -	3:08.324				
4 -	3:04.577	9 -	5:15.620	14 -	3:13.044				
5 -	3:08.726	10 -	3:19.225	15 -	3:09.908				
33	Minshaw/Keen	Lister Jaguar Knobbly							
1 -	2:28.956	6 -	2:25.759	11 -	2:28.243	16 -	2:26.149	21 -	2:27.894
2 -	2:27.553	7 -	2:26.248	12 -	2:28.744	17 -	2:26.727		
3 -	2:24.860	8 -	2:26.627	13 -	2:27.370	18 -	2:27.156		
4 -	2:25.440	9 -	2:27.670	14 -	2:27.084	19 -	2:25.123		
5 -	2:25.659	10 -	3:14.512	15 -	2:25.770	20 -	2:26.914		

Weather/Track: Bright/Dry

Stirling Moss Trophy for pre' 61 Sports Cars
RACE 4 - LAP ANALYSIS - Silverstone - 25-27 July 2014
 (contd.)

34	Newall/Scholey	Jaguar XK120							
1 -	2:57.762	6 -	2:48.184	11 -	2:57.209	16 -	2:52.730		
2 -	2:49.727	7 -	2:52.226	12 -	2:58.494	17 -	2:53.109		
3 -	2:46.686	8 -	2:52.549	13 -	2:54.024	18 -	2:51.939		
4 -	2:48.209	9 -	2:48.615	14 -	2:54.551				
5 -	2:48.493	10 -	4:05.411	15 -	2:53.265				
36	Wenman/Wenman	Lister Jaguar Knobbly							
1 -	2:48.862	6 -	2:34.018	11 -	2:36.412	16 -	2:39.076		
2 -	2:36.190	7 -	2:41.659	12 -	2:39.621	17 -	2:37.840		
3 -	2:37.367	8 -	3:54.886	13 -	2:37.568	18 -	2:38.743		
4 -	2:37.619	9 -	2:39.686	14 -	2:38.725	19 -	2:37.807		
5 -	2:36.095	10 -	2:40.674	15 -	2:38.707	20 -	2:42.214		
41	Ward	Lister Jaguar Costin							
1 -	2:27.600	6 -	2:25.329	11 -	2:27.871	16 -	2:28.381	21 -	2:28.705
2 -	2:26.123	7 -	2:26.252	12 -	2:27.797	17 -	2:28.398		
3 -	2:26.753	8 -	2:26.565	13 -	3:20.692	18 -	2:26.850		
4 -	2:27.129	9 -	2:26.827	14 -	2:26.440	19 -	2:27.303		
5 -	2:25.879	10 -	2:27.601	15 -	2:27.329	20 -	2:28.163		
43	Edwards	Rejo MkIV							
1 -	2:49.396	6 -	2:40.182	11 -	2:41.832	16 -	2:41.965		
2 -	2:40.652	7 -	2:40.095	12 -	3:40.961				
3 -	2:41.223	8 -	2:40.803	13 -	2:39.737				
4 -	2:41.444	9 -	2:41.068	14 -	2:41.788				
5 -	2:40.383	10 -	2:40.929	15 -	2:43.104				
46	Leventis/Verdon-Roe	Ferrari 246S							
1 -	2:33.592	6 -	2:31.112	11 -	2:25.998	16 -	2:27.626	21 -	2:29.392
2 -	2:31.482	7 -	2:30.188	12 -	2:25.564	17 -	2:28.008		
3 -	2:30.055	8 -	2:30.871	13 -	2:28.842	18 -	2:28.063		
4 -	2:30.427	9 -	3:16.638	14 -	2:28.137	19 -	2:28.236		
5 -	2:30.624	10 -	2:27.227	15 -	2:27.997	20 -	2:30.093		
51	Pearson/Pearson	Lister Jaguar Knobbly							
1 -	2:29.586								
2 -	2:29.208								

Weather/Track: Bright/Dry

Stirling Moss Trophy for pre' 61 Sports Cars
RACE 4 - LAP ANALYSIS - Silverstone - 25-27 July 2014
 (contd.)

62	Bourne/Paul	Elva MkV			
1 -	2:44.134	6 -	2:37.300		
2 -	2:36.763				
3 -	2:37.602				
4 -	2:37.862				
5 -	2:37.249				
70	Kremer	Lotus 17 Prototype			
1 -	2:47.732	6 -	2:29.134	11 -	3:25.161
2 -	2:30.426	7 -	2:28.755	16 -	2:30.554
3 -	2:30.148	8 -	2:28.426	21 -	2:28.949
4 -	2:29.255	12 -	2:29.287	17 -	2:29.566
5 -	2:28.465	13 -	2:30.240	18 -	2:30.173
		14 -	2:29.229	19 -	2:30.375
		15 -	2:29.652	20 -	2:29.427
71	Jacobsen/Jacobsen	Lotus XI S1			
1 -	2:41.109				
2 -	2:33.643				
3 -	2:34.270				
111	Hubner	Lister Jaguar Knobbly			
1 -	2:57.574	6 -	2:48.235	11 -	2:49.732
2 -	2:48.676	16 -	2:45.486	12 -	2:47.834
3 -	2:47.244	7 -	2:47.681	17 -	2:46.225
4 -	2:47.787	8 -	2:47.800	18 -	2:47.226
5 -	2:47.857	9 -	3:49.658	19 -	2:48.507
		10 -	2:47.456	15 -	2:49.192
251	Majzub/Lewis	Lister Chevrolet Knobbly			
1 -	2:35.992	6 -	2:28.466	11 -	3:24.867
2 -	2:32.025	7 -	2:28.349		
3 -	2:28.480	8 -	2:30.727		
4 -	2:30.323	9 -	2:32.024		
5 -	2:30.008	10 -	2:30.570		

Stirling Moss Trophy for pre' 61 Sports Cars
RACE 4 - LAP CHART - Silverstone - 25-27 July 2014

Lap 1			Lap 2			Lap 3			Lap 4			Lap 5		
No	Behind	Laptime	No	Behind	Laptime	No	Behind	Laptime	No	Behind	Laptime	No	Behind	Laptime
41		2:27.600	41		2:26.123	41		2:26.753	33		2:25.440	33		2:25.659
15	1.113	2:28.713	33	2.786	2:27.553	33	0.893	2:24.860	41	0.796	2:27.129	41	1.016	2:25.879
33	1.356	2:28.956	15	3.800	2:28.810	15	4.963	2:27.916	15	5.683	2:27.053	31	1 LAP	3:04.577
51	1.986	2:29.586	51	5.071	2:29.208	13	9.800	2:28.760	6	15.999	2:29.498	15	6.490	2:26.466
6	4.969	2:32.569	13	7.793	2:27.527	6	12.834	2:29.776	16	17.004	2:29.726	6	19.764	2:29.424
46	5.992	2:33.592	6	9.811	2:30.965	16	13.611	2:30.289	46	18.747	2:30.427	16	21.047	2:29.702
16	6.188	2:33.788	16	10.075	2:30.010	46	14.653	2:30.055	8	19.151	2:30.194	46	23.712	2:30.624
13	6.389	2:33.989	46	11.351	2:31.482	8	15.290	2:29.298	251	20.011	2:30.323	251	24.360	2:30.008
25	6.754	2:34.354	8	12.745	2:31.367	251	16.021	2:28.480	25	20.209	2:30.318	8	24.733	2:31.241
8	7.501	2:35.101	25	13.222	2:32.591	25	16.224	2:29.755	17	23.137	2:30.268	25	25.551	2:31.001
251	8.392	2:35.992	251	14.294	2:32.025	17	19.202	2:30.551	24	25.742	2:31.822	17	27.166	2:29.688
17	8.662	2:36.262	24	14.913	2:31.769	24	20.253	2:32.093	23	26.042	2:30.783	23	31.209	2:30.826
24	9.267	2:36.867	17	15.404	2:32.865	23	21.592	2:31.849	70	30.752	2:29.255	24	33.367	2:33.284
14	10.669	2:38.269	23	16.496	2:31.014	22	27.086	2:34.098	22	35.534	2:34.781	70	33.558	2:28.465
23	11.605	2:39.205	22	19.741	2:33.143	70	27.830	2:30.148	29	37.111	2:33.007	22	43.138	2:33.263
29	12.441	2:40.041	14	20.294	2:35.748	71	28.546	2:34.270	10	41.193	2:35.176	29	43.593	2:32.141
22	12.721	2:40.321	71	21.029	2:33.643	29	30.437	2:35.623	14	43.306	2:37.723	14	53.315	2:35.668
71	13.509	2:41.109	29	21.567	2:35.249	14	31.916	2:38.375	62	49.552	2:37.862	62	1:01.142	2:37.249
10	15.803	2:43.403	10	23.360	2:33.680	10	32.350	2:35.743	27	52.991	2:37.678	36	1:03.665	2:36.095
62	16.534	2:44.134	70	24.435	2:30.426	62	38.023	2:37.602	36	53.229	2:37.619	27	1:04.896	2:37.564
4	18.481	2:46.081	62	27.174	2:36.763	27	41.646	2:38.295	28	54.725	2:37.363	28	1:06.708	2:37.642
28	19.426	2:47.026	27	30.104	2:36.269	36	41.943	2:37.367	4	58.278	2:39.111	4	1:12.008	2:39.389
27	19.958	2:47.558	28	31.082	2:37.779	28	43.695	2:39.366	18	1:02.194	2:37.470	18	1:13.807	2:37.272
70	20.132	2:47.732	36	31.329	2:36.190	4	45.500	2:39.556	43	1:05.906	2:41.444	43	1:20.630	2:40.383
36	21.262	2:48.862	4	32.697	2:40.339	43	50.795	2:41.223	11	1:06.357	2:40.731	11	1:20.818	2:40.120
43	21.796	2:49.396	43	36.325	2:40.652	18	51.057	2:38.554	3	1:10.815	2:41.021	3	1:24.729	2:39.573
11	22.081	2:49.681	11	36.474	2:40.516	11	51.959	2:42.238	9	1:16.353	2:38.826	9	1:28.300	2:37.606
18	25.615	2:53.215	18	39.256	2:39.764	3	56.127	2:40.218	21	1:23.238	2:43.753	21	1:40.468	2:42.889
7	27.670	2:55.270	3	42.662	2:40.983	9	1:03.860	2:40.122	111	1:34.472	2:47.787	111	1:56.670	2:47.857
3	27.802	2:55.402	21	49.612	2:45.769	21	1:05.818	2:42.959	7	1:35.322	2:49.797	7	1:58.039	2:48.376
111	29.974	2:57.574	7	50.250	2:48.703	7	1:11.858	2:48.361	34	1:35.575	2:48.209	34	1:58.409	2:48.493
21	29.966	2:57.566	9	50.491	2:41.709	111	1:13.018	2:47.244						
34	30.162	2:57.762	111	52.527	2:48.676	34	1:13.699	2:46.686						
9	34.905	3:02.505	34	53.766	2:49.727	31	1:53.031	3:03.046						
31	40.789	3:08.389	31	1:16.738	3:02.072									

Weather/Track: Bright/Dry

www.mstworld.com

Silverstone
 Circuit Length = 3.6400 miles.
 Start: 11:42 End: 12:35

Stirling Moss Trophy for pre' 61 Sports Cars
RACE 4 - LAP CHART - Silverstone - 25-27 July 2014
 (contd.)

Lap 6			Lap 7			Lap 8			Lap 9			Lap 10		
No	Behind	Laptime	No	Behind	Laptime	No	Behind	Laptime	No	Behind	Laptime	No	Behind	Laptime
33		2:25.759	33		2:26.248	33		2:26.627	41		2:26.827	41		2:27.601
41	0.586	2:25.329	41	0.590	2:26.252	41	0.528	2:26.565	33	0.315	2:27.670	15	10.636	2:26.871
15	7.925	2:27.194	15	9.459	2:27.782	15	11.087	2:28.255	15	11.366	2:27.634	21	1 LAP	2:41.716
6	23.914	2:29.909	6	27.027	2:29.361	111	1 LAP	2:47.681	36	1 LAP	3:54.886	31	2 LAPS	3:04.111
16	25.148	2:29.860	16	27.781	2:28.881	7	1 LAP	2:48.441	111	1 LAP	2:47.800	16	38.174	2:31.223
251	27.067	2:28.466	251	29.168	2:28.349	34	1 LAP	2:52.226	16	34.552	2:31.224	18	2 LAPS	6:16.071
46	29.065	2:31.112	46	33.005	2:30.188	16	30.683	2:29.529	6	36.152	2:32.023	6	38.678	2:30.127
8	30.118	2:31.144	8	33.496	2:29.626	6	31.484	2:31.084	7	1 LAP	2:49.716	36	1 LAP	2:39.686
25	30.347	2:30.555	25	33.683	2:29.584	251	33.268	2:30.727	251	37.937	2:32.024	251	40.906	2:30.570
17	31.173	2:29.766	17	34.796	2:29.871	46	37.249	2:30.871	8	41.119	2:30.687	8	43.546	2:30.028
23	35.462	2:30.012	23	38.970	2:29.756	8	37.787	2:30.918	25	41.478	2:30.748	25	43.939	2:30.062
70	36.933	2:29.134	70	39.440	2:28.755	25	38.085	2:31.029	17	42.413	2:30.824	17	44.830	2:30.018
24	40.058	2:32.450	24	47.950	2:34.140	17	38.944	2:30.775	70	42.883	2:28.999	70	45.179	2:29.897
31	1 LAP	3:08.726	29	55.859	2:32.629	70	41.239	2:28.426	34	1 LAP	2:52.549	33	47.226	3:14.512
22	49.147	2:31.768	22	56.572	2:33.673	23	42.723	2:30.380	29	1:09.413	2:33.453	34	1 LAP	2:48.615
29	49.478	2:31.644	14	1:13.969	2:36.103	22	1:02.566	2:32.621	22	1:09.984	2:34.773	46	1:26.158	2:27.227
14	1:04.114	2:36.558	31	1 LAP	3:04.026	29	1:03.315	2:34.083	46	1:26.532	3:16.638	14	1:42.054	2:35.112
36	1:11.924	2:34.018	27	1:26.616	2:38.331	14	1:25.410	2:38.068	14	1:34.543	2:36.488	7	1 LAP	3:33.611
62	1:12.683	2:37.300	36	1:27.335	2:41.659	27	1:39.465	2:39.476	27	1:48.691	2:36.581	111	1 LAP	3:49.658
27	1:14.533	2:35.396	28	1:31.987	2:39.442	28	1:42.627	2:37.267	28	1:52.732	2:37.460	27	1:57.740	2:36.650
28	1:18.793	2:37.844	4	1:36.297	2:38.720	4	1:48.909	2:39.239	4	2:00.172	2:38.618	29	2:12.524	3:30.712
4	1:23.825	2:37.576	18	1:43.868	2:42.635	43	2:03.076	2:40.803	3	2:15.415	2:38.321	22	2:25.121	3:42.738
18	1:27.481	2:39.433	43	1:48.900	2:40.095	11	2:03.292	2:40.784	43	2:16.789	2:41.068	10	3 LAPS	2:36.416
43	1:35.053	2:40.182	11	1:49.135	2:39.356	3	2:04.449	2:39.564	10	3 LAPS	2:36.570			
11	1:36.027	2:40.968	3	1:51.512	2:39.128	10	3 LAPS	11:11.823	11	2:18.303	2:42.366			
3	1:38.632	2:39.662	21	2:12.276	2:41.982	31	1 LAP	3:08.978						
9	1:40.672	2:38.131				21	2:26.957	2:41.308						
21	1:56.542	2:41.833												
111	2:19.146	2:48.235												
7	2:19.820	2:47.540												
34	2:20.834	2:48.184												

Weather/Track: Bright/Dry

Silverstone
 Circuit Length = 3.6400 miles.
 Start: 11:42 End: 12:35

Stirling Moss Trophy for pre' 61 Sports Cars
RACE 4 - LAP CHART - Silverstone - 25-27 July 2014
 (contd.)

Lap 11			Lap 12			Lap 13			Lap 14			Lap 15		
No	Behind	Laptime	No	Behind	Laptime	No	Behind	Laptime	No	Behind	Laptime	No	Behind	Laptime
41		2:27.871	41		2:27.797	15		2:28.897	33		2:27.084	33		2:25.770
3	1 LAP	2:41.117	22	1 LAP	2:35.058	22	1 LAP	2:34.604	41	4.133	2:26.440	111	2 LAPS	2:47.662
43	1 LAP	2:40.929	15	9.396	2:27.097	34	2 LAPS	2:57.209	27	1 LAP	2:34.899	41	5.692	2:27.329
11	1 LAP	2:41.058	3	1 LAP	2:37.918	16	37.057	2:31.297	4	1 LAP	2:33.763	4	1 LAP	2:33.032
15	10.096	2:27.331	34	2 LAPS	4:05.411	33	37.622	2:27.370	28	1 LAP	2:37.357	27	1 LAP	2:44.394
16	41.706	2:31.403	43	1 LAP	2:41.832	41	42.399	3:20.692	34	2 LAPS	2:58.494	28	1 LAP	2:36.127
6	42.055	2:31.248	31	3 LAPS	5:15.620	27	1 LAP	3:41.224	36	1 LAP	2:37.568	46	38.259	2:27.997
28	1 LAP	3:45.464	16	44.053	2:30.144	4	1 LAP	2:34.708	46	36.032	2:28.137	36	1 LAP	2:38.725
4	1 LAP	3:41.769	6	46.321	2:32.063	28	1 LAP	2:38.239	15	44.410	3:49.116	34	2 LAPS	2:54.024
8	47.135	2:31.460	33	48.545	2:28.744	36	1 LAP	2:39.621	3	1 LAP	2:39.110	3	1 LAP	2:38.622
33	47.598	2:28.243	28	1 LAP	2:37.086	3	1 LAP	3:38.716	11	1 LAP	2:38.663	11	1 LAP	2:38.422
17	48.112	2:31.153	8	52.316	2:32.978	46	1:12.601	2:28.842	43	1 LAP	2:39.737	70	1:04.311	2:29.652
36	1 LAP	2:40.674	17	52.560	2:32.245	11	1 LAP	2:40.497	18	2 LAPS	2:42.917	43	1 LAP	2:41.788
18	2 LAPS	2:44.503	4	1 LAP	2:35.008	31	3 LAPS	3:19.225	70	1:00.429	2:29.229	25	1:10.111	2:31.889
46	1:24.285	2:25.998	36	1 LAP	2:36.412	43	1 LAP	3:40.961	25	1:03.992	2:30.000	18	2 LAPS	2:42.781
251	1:37.902	3:24.867	18	2 LAPS	2:42.472	18	2 LAPS	2:49.791	16	1:11.100	3:38.749	8	1:16.658	2:30.816
70	1:42.469	3:25.161	11	1 LAP	3:38.446	70	1:35.906	2:30.240	8	1:11.612	2:31.257	16	1:17.519	2:32.189
25	1:43.894	3:27.826	46	1:22.052	2:25.564	25	1:38.698	2:30.854	17	1:15.870	2:31.492	17	1:20.311	2:30.211
14	1:49.385	2:35.202	70	1:43.959	2:29.287	8	1:45.061	3:31.038	7	1 LAP	2:37.411	7	1 LAP	2:35.330
7	1 LAP	2:34.762	25	1:46.137	2:30.040	17	1:49.084	3:34.817	6	1:27.007	2:41.900	29	1:41.136	2:29.006
21	1 LAP	4:07.187	7	1 LAP	2:34.469	6	1:49.813	3:41.785	31	3 LAPS	3:15.602	6	1:44.141	2:42.904
27	2:09.998	2:40.129	14	1:59.898	2:38.310	7	1 LAP	2:34.576	29	1:37.900	2:28.983	15	1:55.379	3:36.739
111	1 LAP	2:47.456	21	1 LAP	2:53.219	14	1:58.850	2:37.245	22	2:06.060	2:34.490	31	3 LAPS	3:09.035
29	2:16.208	2:31.555	29	2:21.868	2:33.457	29	2:13.623	2:30.048	21	1 LAP	2:52.415	22	2:13.299	2:33.009
			111	1 LAP	2:49.732	21	1 LAP	2:51.950	14	2:24.382	3:30.238			
						22	2:36.276	2:35.454						
						111	1 LAP	2:47.834						

Weather/Track: Bright/Dry

www.mstworld.com

Silverstone
 Circuit Length = 3.6400 miles.
 Start: 11:42 End: 12:35

Stirling Moss Trophy for pre' 61 Sports Cars
RACE 4 - LAP CHART - Silverstone - 25-27 July 2014
 (contd.)

Lap 16			Lap 17			Lap 18			Lap 19			Lap 20		
No	Behind	Laptime	No	Behind	Laptime	No	Behind	Laptime	No	Behind	Laptime	No	Behind	Laptime
33		2:26.149	33		2:26.727	33		2:27.156	33		2:25.123	33		2:26.914
41	7.924	2:28.381	41	9.595	2:28.398	22	1 LAP	2:33.831	22	1 LAP	2:32.506	6	1 LAP	2:39.775
14	1 LAP	2:38.387	14	1 LAP	2:37.326	41	9.289	2:26.850	41	11.469	2:27.303	41	12.718	2:28.163
21	2 LAPS	2:48.731	31	4 LAPS	3:08.324	14	1 LAP	2:36.963	14	1 LAP	2:35.138	22	1 LAP	2:34.354
111	2 LAPS	2:48.089	21	2 LAPS	2:50.271	46	41.924	2:28.063	46	45.037	2:28.236	34	3 LAPS	2:53.109
4	1 LAP	2:32.670	46	41.017	2:28.008	4	1 LAP	2:33.819	4	1 LAP	2:32.653	46	48.216	2:30.093
46	39.736	2:27.626	4	1 LAP	2:35.610	27	1 LAP	2:37.035	27	1 LAP	2:36.478	14	1 LAP	2:35.804
27	1 LAP	2:34.610	111	2 LAPS	2:49.192	21	2 LAPS	2:49.046	28	1 LAP	2:36.002	4	1 LAP	2:32.591
28	1 LAP	2:35.937	27	1 LAP	2:35.748	28	1 LAP	2:38.432	70	1:19.824	2:30.375	70	1:22.337	2:29.427
36	1 LAP	2:38.707	28	1 LAP	2:34.577	111	2 LAPS	2:45.486	21	2 LAPS	2:48.861	27	1 LAP	2:37.063
70	1:08.716	2:30.554	70	1:11.555	2:29.566	31	4 LAPS	3:13.044	111	2 LAPS	2:46.225	28	1 LAP	2:36.308
3	1 LAP	2:41.159	36	1 LAP	2:39.076	70	1:14.572	2:30.173	8	1:32.794	2:30.670	8	1:37.014	2:31.134
25	1:15.770	2:31.808	25	1:20.075	2:31.032	36	1 LAP	2:37.840	36	1 LAP	2:38.743	17	1:45.678	2:32.967
11	1 LAP	2:39.545	8	1:24.411	2:29.949	25	1:24.654	2:31.735	17	1:39.625	2:31.114	21	2 LAPS	2:48.845
8	1:21.189	2:30.680	3	1 LAP	2:40.045	8	1:27.247	2:29.992	25	1:42.074	2:42.543	111	2 LAPS	2:47.226
16	1:21.641	2:30.271	11	1 LAP	2:39.016	17	1:33.634	2:31.268	16	1:47.048	2:33.752	36	1 LAP	2:37.807
17	1:24.755	2:30.593	17	1:29.522	2:31.494	16	1:38.419	2:34.921	29	1:52.698	2:28.985	16	1:53.141	2:33.007
34	2 LAPS	2:54.551	16	1:30.654	2:35.740	3	1 LAP	2:40.715	11	1 LAP	2:37.594	29	1:55.116	2:29.332
43	1 LAP	2:43.104	43	1 LAP	2:41.965	11	1 LAP	2:39.391	3	1 LAP	2:42.774	15	2:04.399	2:28.168
29	1:43.984	2:28.997	29	1:47.509	2:30.252	29	1:48.836	2:28.483	31	4 LAPS	3:09.908	11	1 LAP	2:38.173
7	1 LAP	2:36.054	34	2 LAPS	2:53.265	15	2:01.059	2:28.388	15	2:03.145	2:27.209	3	1 LAP	2:41.659
15	1:58.921	2:29.691	7	1 LAP	2:34.773	7	1 LAP	2:36.387	7	1 LAP	2:36.448	7	1 LAP	2:37.794
6	1:59.944	2:41.952	15	1:59.827	2:27.633	34	2 LAPS	2:52.730						
22	2:22.135	2:34.985	6	2:11.244	2:38.027	6	2:22.463	2:38.375						

Weather/Track: Bright/Dry

www.mstworld.com

Page 4 of 5

Silverstone
 Circuit Length = 3.6400 miles.
 Start: 11:42 End: 12:35

Printed - 12:39 Saturday, 26 July 2014

Stirling Moss Trophy for pre' 61 Sports Cars
RACE 4 - LAP CHART - Silverstone - 25-27 July 2014
 (contd.)

Lap 21			Lap 22			Lap 23			Lap 24			Lap 25		
No	Behind	Laptime	No	Behind	Laptime	No	Behind	Laptime	No	Behind	Laptime	No	Behind	Laptime
33		2:27.894												
41	13.529	2:28.705												
31	5 LAPS	3:14.795												
6	1 LAP	2:38.774												
22	1 LAP	2:33.818												
34	3 LAPS	2:51.939												
46	49.714	2:29.392												
14	1 LAP	2:36.316												
4	1 LAP	2:32.410												
70	1:23.392	2:28.949												
27	1 LAP	2:35.078												
28	1 LAP	2:35.632												
8	1:39.813	2:30.693												
17	1:48.752	2:30.968												
29	1:57.967	2:30.745												
16	1:58.226	2:32.979												
36	1 LAP	2:42.214												
15	2:03.754	2:27.249												
111	2 LAPS	2:48.507												
21	2 LAPS	2:51.736												
11	1 LAP	2:37.954												
3	1 LAP	2:41.423												
7	1 LAP	2:34.467												

Weather/Track: Bright/Dry

Silverstone
 Circuit Length = 3.6400 miles.
 Start: 11:42 End: 12:35

Brian Henton Trophy for Classic Formula 3 Cars
RACE 2 - QUALIFYING - Silverstone - 25-27 July 2014

POS	NO	CL	DRIVER	NAT	CAR	TIME	LAPS	GAP	MPH
1	56	A	Nick PADMORE	GBR	March 783	2:08.005	9		102.37
2	71	A	Martin STRETTON	GBR	Martini MK39	2:09.665	8	1.660	101.06
3	27	A	Richard TROTT	GBR	Chevron B43	2:10.674	10	2.669	100.28
4	32	A	Jamie BRASHAW	GBR	March 793	2:10.953	9	2.948	100.06
5	111	A	Simon JACKSON	GBR	Chevron B43	2:11.343	8	3.338	99.76
6	3	A	David SHAW	GBR	March 803B	2:12.422	4	4.417	98.95
7	38	A	Hugh PRICE	GBR	Chevron B38	2:13.317	9	5.312	98.29
8	30	A	Paul DIBDEN	GBR	Argo JM6	2:13.322	9	5.317	98.28
9	7	A	Marcus MUSSA	MCO	March 763	2:14.444	9	6.439	97.46
10	61	A	Heinrich LANGFERMANN	DEU	Ralt RT3	2:14.708	9	6.703	97.27
11	9	A	Ian JACOBS	GBR	Martini MK37	2:14.732	9	6.727	97.26
12	63	A	Matthew STURMER	GBR	Ralt RT3	2:14.745	8	6.740	97.25
13	13	A	Shaun LYNN	GBR	Chevron B34	2:14.863	9	6.858	97.16
14	59	A	Richard PIPER	GBR	Chevron B43	2:15.267	9	7.262	96.87
15	25	AF	Bernard HONNORAT	FRA	Ralt RT3	2:15.363	9	7.358	96.80
16	2	AF	Eric MARTIN	FRA	Martini MK39	2:15.411	8	7.406	96.77
17	52	AF	Fabrice NOTARI	ITA	Ralt RT1	2:16.488	9	8.483	96.00
18	12	AF	Michel GHIO	FRA	Martini MK37	2:16.930	8	8.925	95.69
19	47	A	Louis HANJOUL	BEL	Argo JM1	2:17.652	8	9.647	95.19
20	5	A	David CLARK	GBR	Ralt RT1	2:17.717	9	9.712	95.15
21	22	AF	L VALLERY-MASSON	FRA	Ralt RT3	2:17.769	8	9.764	95.11
22	10	A	Mark HULME	GBR	Toj Modus M1	2:19.055	9	11.050	94.23
23	16	AF	Bruno LAMBERT	FRA	Ralt RT3	2:19.247	9	11.242	94.10
24	14	A	Malcolm JOHNSTONE	GBR	March 763	2:20.014	9	12.009	93.59
25	28	A	Nick TAYLOR	GBR	Chevron B38	2:20.046	9	12.041	93.56
26	26	A	Robert TUSTING*	GBR	Martini MK37	2:21.825	9	13.820	92.39
27	31	A	Stephen PEGRAM	GBR	Ralt RT1	2:22.850	9	14.845	91.73
28	4	A	Paul CAMPFIELD	GBR	March 803	2:23.374	4	15.369	91.39
29	6	A	Leif BOSSON*	SWE	Ralt RT1	2:23.968	9	15.963	91.02
30	62	B	Graham KIDDY	GBR	Dastle Mk10	2:25.639	8	17.634	89.97
31	55	A	Bruce BARTELL	GBR	Chevron B34	2:25.714	8	17.709	89.93
32	24	B	Jonathan WAGGITT	GBR	Brabham BT35	2:30.075	8	22.070	87.31
33	193	AF	Angela GRASSO	ITA	Ralt RT1	2:43.040	8	35.035	80.37

*Cars 6, 26 require working transponders - Regulation Q.12.2.1 refers, a 30 second penalty will be applied if not working in the race. Weather/Track: Sun/Dry
 These results are provisional until the conclusion of any judicial and technical matters.

Silverstone
 Circuit Length = 3.6400 miles.
 Start: 10:17 End: 10:37

Clerk of the Course:	Timekeeper:
----------------------	-------------

Brian Henton Trophy for Classic Formula 3 Cars

RACE 2 - QUALIFYING LAP ANALYSIS - Silverstone - 25-27 July 2014

2	Eric MARTIN	FRA	Martini MK39
1 - X:00.000	6 - 2:16.488		
2 - 2:20.459	7 - 2:16.772		
3 - 2:22.546	8 - 2:15.655		
4 - 2:20.190			
5 - 2:15.411			
3	David SHAW	GBR	March 803B
1 - X:00.000			
2 - 2:14.786			
3 - 2:24.350			
4 - 2:12.422			
4	Paul CAMPFIELD	GBR	March 803
1 - X:00.000			
2 - 2:29.412			
3 - 2:23.892			
4 - 2:23.374			
5	David CLARK	GBR	Ralt RT1
1 - X:00.000	6 - 2:18.886		
2 - 2:25.507	7 - 2:17.717		
3 - 2:22.303	8 - 2:17.977		
4 - 2:22.853	9 - 2:19.545		
5 - 2:21.740			
6	Leif BOSSON*	SWE	Ralt RT1
1 - X:00.000	6 - 2:29.653		
2 - 2:28.951	7 - 2:25.711		
3 - 2:26.407	8 - 2:23.968		
4 - 2:25.673	9 - 2:24.486		
5 - 2:30.165			
7	Marcus MUSSA	MCO	March 763
1 - X:00.000	6 - 2:16.826		
2 - 2:17.891	7 - 2:16.067		
3 - 2:15.569	8 - 2:14.632		
4 - 2:16.324	9 - 2:14.444		
5 - 2:16.817			

*Cars 6, 26 require working transponders - Regulation Q.12.2.1 refers, a 30 second penalty will be applied if not working in the race. Weather/Track: Sun/Dry

Silverstone
Circuit Length = 3.6400 miles.
Start: 10:17 End: 10:37

Brian Henton Trophy for Classic Formula 3 Cars

RACE 2 - QUALIFYING LAP ANALYSIS - Silverstone - 25-27 July 2014

(contd.)

9	Ian JACOBS	GBR	Martini MK37
1 - 9:52.777	6 - 3:29.098		
2 - 2:16.960	7 - 2:16.246		
3 - 2:15.366	8 - 2:15.239		
4 - 2:14.765	9 - 2:14.732		
5 - 2:17.404			
10	Mark HULME	GBR	Toj Modus M1
1 - X:00.000	6 - 2:22.679		
2 - 2:26.114	7 - 2:20.440		
3 - 2:25.361	8 - 2:19.055		
4 - 2:30.561	9 - 2:20.946		
5 - 2:30.193			
12	Michel GHIO	FRA	Martini MK37
1 - X:00.000	6 - 2:19.683		
2 - 2:37.221	7 - 2:17.893		
3 - 2:22.150	8 - 2:16.930		
4 - 2:21.702			
5 - 3:36.093			
13	Shaun LYNN	GBR	Chevron B34
1 - X:00.000	6 - 2:17.078		
2 - 2:21.830	7 - 2:17.131		
3 - 2:22.331	8 - 2:15.354		
4 - 2:18.508	9 - 2:14.863		
5 - 2:18.551			
14	Malcolm JOHNSTONE	GBR	March 763
1 - X:00.000	6 - 2:21.857		
2 - 2:29.190	7 - 2:23.157		
3 - 2:25.506	8 - 2:20.752		
4 - 2:24.117	9 - 2:20.014		
5 - 2:27.300			
16	Bruno LAMBERT	FRA	Ralt RT3
1 - X:00.000	6 - 2:19.939		
2 - 2:28.690	7 - 2:21.202		
3 - 2:21.271	8 - 2:19.755		
4 - 2:21.050	9 - 2:19.247		
5 - 2:22.890			

*Cars 6, 26 require working transponders - Regulation Q.12.2.1 refers, a 30 second penalty will be applied if not working in the race. Weather/Track: Sun/Dry

Silverstone
Circuit Length = 3.6400 miles.
Start: 10:17 End: 10:37

Brian Henton Trophy for Classic Formula 3 Cars

RACE 2 - QUALIFYING LAP ANALYSIS - Silverstone - 25-27 July 2014

(contd.)

22	L VALLERY-MASSON	FRA	Ralt RT3
1 - X:00.000	6 - 2:18.331		
2 - 2:24.049	7 - 2:18.660		
3 - 2:25.458	8 - 2:17.769		
4 - 3:42.114			
5 - 2:21.708			
24	Jonathan WAGGITT	GBR	Brabham BT35
1 - X:00.000	6 - 2:34.043		
2 - 2:43.728	7 - 2:32.631		
3 - 2:35.007	8 - 2:30.075		
4 - 2:43.306			
5 - 2:34.814			
25	Bernard HONNORAT	FRA	Ralt RT3
1 - X:00.000	6 - 2:17.878		
2 - 2:20.191	7 - 2:16.825		
3 - 2:16.597	8 - 2:27.724		
4 - 2:16.657	9 - 2:15.363		
5 - 2:17.864			
26	Robert TUSTING*	GBR	Martini MK37
1 - X:00.000	6 - 2:25.480		
2 - 2:24.995	7 - 2:23.640		
3 - 2:27.831	8 - 2:22.021		
4 - 2:30.870	9 - 2:21.825		
5 - 2:27.242			
27	Richard TROTT	GBR	Chevron B43
1 - X:00.000	6 - 2:12.156		
2 - 2:13.884	7 - 2:11.291		
3 - 2:12.307	8 - 2:10.674		
4 - 2:11.123	9 - 2:11.868		
5 - 2:12.325	10 - 2:14.452		
28	Nick TAYLOR	GBR	Chevron B38
1 - X:00.000	6 - 2:21.893		
2 - 2:23.406	7 - 2:20.046		
3 - 2:22.537	8 - 2:20.337		
4 - 2:28.460	9 - 2:21.278		
5 - 2:23.756			

*Cars 6, 26 require working transponders - Regulation Q.12.2.1 refers, a 30 second penalty will be applied if not working in the race. Weather/Track: Sun/Dry

Silverstone
Circuit Length = 3.6400 miles.
Start: 10:17 End: 10:37

Brian Henton Trophy for Classic Formula 3 Cars

RACE 2 - QUALIFYING LAP ANALYSIS - Silverstone - 25-27 July 2014

(contd.)

30	Paul DIBDEN	GBR	Argo JM6
1 - X:00.000	6 - 2:16.994		
2 - 2:19.266	7 - 2:14.448		
3 - 2:19.631	8 - 2:14.503		
4 - 2:26.635	9 - 2:13.322		
5 - 2:21.190			
31	Stephen PEGRAM	GBR	Ralt RT1
1 - X:00.000	6 - 2:24.079		
2 - 2:29.760	7 - 2:22.850		
3 - 2:27.614	8 - 2:22.898		
4 - 2:27.746	9 - 2:26.438		
5 - 2:27.509			
32	Jamie BRASHAW	GBR	March 793
1 - X:00.000	6 - 2:11.670		
2 - 2:17.496	7 - 2:11.917		
3 - 2:17.229	8 - 2:10.953		
4 - 2:16.021	9 - 2:12.853		
5 - 2:13.658			
38	Hugh PRICE	GBR	Chevron B38
1 - X:00.000	6 - 2:15.384		
2 - 2:19.241	7 - 2:21.955		
3 - 2:14.870	8 - 2:13.349		
4 - 2:13.317	9 - 2:14.449		
5 - 2:16.789			
47	Louis HANJOUL	BEL	Argo JM1
1 - X:00.000	6 - 2:19.803		
2 - 2:28.671	7 - 2:18.453		
3 - 2:25.545	8 - 2:17.652		
4 - 3:44.076			
5 - 2:24.305			
52	Fabrice NOTARI	ITA	Ralt RT1
1 - X:00.000	6 - 2:18.152		
2 - 2:25.679	7 - 2:17.535		
3 - 2:20.687	8 - 2:16.732		
4 - 2:18.653	9 - 2:16.488		
5 - 2:32.548			

*Cars 6, 26 require working transponders - Regulation Q.12.2.1 refers, a 30 second penalty will be applied if not working in the race. Weather/Track: Sun/Dry

Silverstone
Circuit Length = 3.6400 miles.
Start: 10:17 End: 10:37

Brian Henton Trophy for Classic Formula 3 Cars

RACE 2 - QUALIFYING LAP ANALYSIS - Silverstone - 25-27 July 2014

(contd.)

55	Bruce BARTELL	GBR	Chevron B34
1 - X:00.000	6 - 2:27.030		
2 - 2:32.573	7 - 2:26.014		
3 - 2:32.066	8 - 2:25.714		
4 - 2:32.009			
5 - 2:27.782			
56	Nick PADMORE	GBR	March 783
1 - X:00.000	6 - 2:10.782		
2 - 2:14.496	7 - 2:11.259		
3 - 2:08.420	8 - 2:10.564		
4 - 2:08.005	9 - 2:08.225		
5 - 3:31.152			
59	Richard PIPER	GBR	Chevron B43
1 - X:00.000	6 - 2:19.186		
2 - 2:22.962	7 - 2:16.793		
3 - 2:30.520	8 - 2:16.316		
4 - 2:23.946	9 - 2:15.267		
5 - 2:20.488			
61	Heinrich LANGFERMANN	DEU	Ralt RT3
1 - X:00.000	6 - 2:16.667		
2 - 2:23.728	7 - 2:15.666		
3 - 2:16.447	8 - 2:16.566		
4 - 2:19.191	9 - 2:14.708		
5 - 2:17.599			
62	Graham KIDDY	GBR	Dastle Mk10
1 - X:00.000	6 - 2:25.977		
2 - 2:32.318	7 - 2:26.136		
3 - 2:25.639	8 - 2:26.421		
4 - 2:29.423			
5 - 2:28.549			
63	Matthew STURMER	GBR	Ralt RT3
1 - X:00.000	6 - 2:16.190		
2 - 3:49.301	7 - 2:14.745		
3 - 2:20.981	8 - 2:15.599		
4 - 2:23.895			
5 - 2:19.071			

*Cars 6, 26 require working transponders - Regulation Q.12.2.1 refers, a 30 second penalty will be applied if not working in the race. Weather/Track: Sun/Dry

Silverstone
Circuit Length = 3.6400 miles.
Start: 10:17 End: 10:37

Brian Henton Trophy for Classic Formula 3 Cars

RACE 2 - QUALIFYING LAP ANALYSIS - Silverstone - 25-27 July 2014

(contd.)

71	Martin STRETTON	GBR	Martini MK39
1 - X:00.000	6 - 2:10.079		
2 - 2:11.195	7 - 2:09.693		
3 - 2:09.665	8 - 2:22.669		
4 - 2:14.053			
5 - 3:24.781			
111	Simon JACKSON	GBR	Chevron B43
1 - X:00.000	6 - 2:16.370		
2 - 2:16.247	7 - 2:13.670		
3 - 2:12.565	8 - 4:35.780		
4 - 2:11.343			
5 - 2:15.282			
193	Angela GRASSO	ITA	Ralt RT1
1 - X:00.000	6 - 2:46.087		
2 - 2:56.598	7 - 2:43.347		
3 - 2:43.040	8 - 2:51.295		
4 - 2:46.053			
5 - 2:48.260			

*Cars 6, 26 require working transponders - Regulation Q.12.2.1 refers, a 30 second penalty will be applied if not working in the race. Weather/Track: Sun/Dry


Silverstone
Circuit Length = 3.6400 miles.
Start: 10:17 End: 10:37

Brian Henton Trophy for Classic Formula 3 Cars
RACE 2 - AMENDED GRID - Silverstone - 25-27 July 2014

ROW
17
ROW
16
ROW
15
ROW
14
ROW
13
ROW
12
ROW
11
ROW
10
ROW
9
ROW
8
ROW
7
ROW
6
ROW
5
ROW
4
ROW
3
ROW
2
ROW
1

193	GRASSO	11	CAUSSANEL
55	BARTELL	24	WAGGITT
6	BOSSON	62	KIDDY
31	PEGRAM	4	CAMPFIELD
28	TAYLOR	26	TUSTING
16	LAMBERT	14	JOHNSTONE
22	VALLERY-MASSON	10	HULME
47	HANJOUL	5	CLARK
52	NOTARI	12	GHIO
25	HONNORAT	2	MARTIN
13	LYNN	59	PIPER
9	JACOBS	63	STURMER
7	MUSSA	61	LANGFERMANN
38	PRICE	30	DIBDEN
111	JACKSON	3	SHAW
27	TROTT	32	BRASHAW
56	PADMORE	71	STRETTON

POLE



*Cars 6, 26 require working transponders - Regulation Q.12.2.1 refers, a 30 second penalty will be applied if not working in the race. Car 11 added to back of grid. These results are provisional until the conclusion of any judicial and technical matters.

Silverstone
Circuit Length = 3.6400 miles.
Start: 10:17 End: 10:37

Clerk of the Course:

Timekeeper:

Brian Henton Trophy for Classic Formula 3 Cars

RACE 2 - CLASSIFICATION - Silverstone - 25-27 July 2014

POS	NO	CL	DRIVER	NAT	CAR	TIME	LAPS	GAP	MPH	BEST
1	56	A	Nick PADMORE	GBR	March 783	21:33.494	10		101.07	2:08.305
2	71	A	Martin STRETTON	GBR	Martini MK39	21:38.632	10	5.138	100.67	2:09.021
3	3	A	David SHAW	GBR	March 803B	21:45.655	10	12.161	100.13	2:09.114
4	111	A	Simon JACKSON	GBR	Chevron B43	22:03.645	10	30.151	98.77	2:11.060
5	32	A	Jamie BRASHAW	GBR	March 793	22:03.918	10	30.424	98.75	2:11.089
6	27	A	Richard TROTT	GBR	Chevron B43	22:12.171	10	38.677	98.13	2:09.792
7	38	A	Hugh PRICE	GBR	Chevron B38	22:22.563	10	49.069	97.37	2:12.563
8	9	AF	Ian JACOBS	GBR	Martini MK37	22:32.512	10	59.018	96.66	2:13.924
9	13	A	Shaun LYNN	GBR	Chevron B34	22:33.119	10	59.625	96.62	2:13.619
10	30	A	Paul DIBDEN	GBR	Argo JM6	22:33.414	10	59.920	96.59	2:11.543
11	2	AF	Eric MARTIN	FRA	Martini MK39	22:38.457	10	1:04.963	96.24	2:13.304
12	52	AF	Fabrice NOTARI	MCO	Ralt RT1	22:39.033	10	1:05.539	96.19	2:13.108
13	25	AF	Bernard HONNORAT	FRA	Ralt RT3	22:40.693	10	1:07.199	96.08	2:13.750
14	7	A	Marcus MUSSA	MCO	March 763	22:46.785	10	1:13.291	95.65	2:14.333
15	61	A	Heinrich LANGFERMANN	DEU	Ralt RT3	22:47.773	10	1:14.279	95.58	2:14.340
16	16	AF	Bruno LAMBERT	FRA	Ralt RT3	22:59.755	10	1:26.261	94.75	2:15.745
17	59	A	Richard PIPER	GBR	Chevron B43	23:02.542	10	1:29.048	94.56	2:14.722
18	63	A	Matthew STURMER	GBR	Ralt RT3	23:09.099	10	1:35.605	94.11	2:16.825
19	47	A	Louis HANJOUL	BEL	Argo JM1	23:10.595	10	1:37.101	94.01	2:16.910
20	22	AF	L VALLERY-MASSON	FRA	Ralt RT3	23:26.928	10	1:53.434	92.92	2:17.115
21	14	A	Malcolm JOHNSTONE	GBR	March 763	23:29.648	10	1:56.154	92.74	2:18.797
22	5	A	David CLARK	GBR	Ralt RT1	23:30.885	10	1:57.391	92.66	2:17.642
23	28	A	Nick TAYLOR	GBR	Chevron B38	23:35.742	10	2:02.248	92.34	2:19.531
24	26	A	Robert TUSTING	GBR	Martini MK37	21:34.121	9	1 LAP	90.89	2:19.962
25	62	B	Graham KIDDY	GBR	Dastle Mk10	21:41.228	9	1 LAP	90.40	2:21.617
26	31	A	Stephen PEGRAM	GBR	Ralt RT1	21:55.939	9	1 LAP	89.39	2:21.406
27	6	A	Leif BOSSON	SWE	Ralt RT1	22:03.030	9	1 LAP	88.91	2:23.605
28	55	A	Bruce BARTELL	GBR	Chevron B34	22:18.206	9	1 LAP	87.90	2:24.388
29	11	AF	David CAUSSANEL	FRA	Brabham BT41	22:21.197	9	1 LAP	87.70	2:19.186
30	24	B	Jonathan WAGGITT	GBR	Brabham BT35	23:13.584	9	1 LAP	84.41	2:28.875
31	193	AF	Angela GRASSO	ITA	Ralt RT1	22:20.423	8	2 LAPS	77.98	2:41.400

NOT CLASSIFIED

12	AF	Michel GHIO	FRA	Martini MK37	9:17.081	4	D.N.F.	93.54	2:16.736
10	A	Mark HULME	GBR	Toj Modus M1	4:52.791	2	D.N.F.	88.47	2:22.180

FASTEST LAP

56	A	Nick PADMORE		March 783	2:08.305	7	102.13mph	164.36kph
52	AF	Fabrice NOTARI		Ralt RT1	2:13.108	10	98.44mph	158.43kph
62	B	Graham KIDDY		Dastle Mk10	2:21.617	2	92.53mph	148.91kph

Car 26 - no working transponder. Car 4 did not start.

Weather/Track: Sun/Dry

These results are provisional until the conclusion of any judicial and technical matters.

Silverstone

Circuit Length = 3.6400 miles.

Start: 09:49 End: 10:10

Clerk of the Course:

Timekeeper:

Brian Henton Trophy for Classic Formula 3 Cars
RACE 2 - LAP ANALYSIS - Silverstone - 25-27 July 2014

2	Eric MARTIN	FRA	Martini MK39
1 -	2:22.469	6 -	2:15.466
2 -	2:16.064	7 -	2:15.066
3 -	2:17.399	8 -	2:13.304
4 -	2:15.614	9 -	2:14.966
5 -	2:14.255	10 -	2:13.854
3	David SHAW	GBR	March 803B
1 -	2:15.542	6 -	2:09.114
2 -	2:10.749	7 -	2:09.726
3 -	2:10.102	8 -	2:10.175
4 -	2:09.643	9 -	2:09.833
5 -	2:09.426	10 -	2:11.345
5	David CLARK	GBR	Ralt RT1
1 -	2:28.156	6 -	2:19.400
2 -	2:20.659	7 -	2:20.954
3 -	2:22.187	8 -	2:19.802
4 -	2:22.212	9 -	2:18.233
5 -	2:21.640	10 -	2:17.642
6	Leif BOSSON	SWE	Ralt RT1
1 -	2:34.769	6 -	2:25.067
2 -	2:23.605	7 -	2:25.064
3 -	2:26.086	8 -	2:26.983
4 -	2:25.639	9 -	2:29.922
5 -	2:25.895		
7	Marcus MUSSA	MCO	March 763
1 -	2:20.511	6 -	2:16.068
2 -	2:17.887	7 -	2:15.222
3 -	2:19.681	8 -	2:14.333
4 -	2:16.686	9 -	2:15.004
5 -	2:15.120	10 -	2:16.273
9	Ian JACOBS	GBR	Martini MK37
1 -	2:19.724	6 -	2:14.976
2 -	2:13.924	7 -	2:16.885
3 -	2:14.617	8 -	2:14.022
4 -	2:14.920	9 -	2:14.354
5 -	2:14.225	10 -	2:14.865

Weather/Track: Sun/Dry

www.mstworld.com

Page 1 of 6

Silverstone
 Circuit Length = 3.6400 miles.
 Start: 09:49 End: 10:10

Printed - 10:14 Saturday, 26 July 2014

Brian Henton Trophy for Classic Formula 3 Cars
RACE 2 - LAP ANALYSIS - Silverstone - 25-27 July 2014
 (contd.)

10	Mark HULME	GBR	Toj Modus M1
1 - 2:30.611 2 - 2:22.180			
11	David CAUSSANEL	FRA	Brabham BT41
1 - 2:30.835 6 - 2:27.446 2 - 2:19.186 7 - 2:40.897 3 - 2:21.789 8 - 2:32.602 4 - 2:26.351 9 - 2:34.546 5 - 2:27.545			
12	Michel GHIO	FRA	Martini MK37
1 - 2:24.682 2 - 2:17.433 3 - 2:18.230 4 - 2:16.736			
13	Shaun LYNN	GBR	Chevron B34
1 - 2:20.709 6 - 2:13.926 2 - 2:15.235 7 - 2:15.549 3 - 2:14.706 8 - 2:14.323 4 - 2:14.369 9 - 2:14.260 5 - 2:13.619 10 - 2:16.423			
14	Malcolm JOHNSTONE	GBR	March 763
1 - 2:29.144 6 - 2:19.298 2 - 2:21.994 7 - 2:19.166 3 - 2:20.405 8 - 2:18.797 4 - 2:19.889 9 - 2:19.314 5 - 2:20.232 10 - 2:21.409			
16	Bruno LAMBERT	FRA	Ralt RT3
1 - 2:26.661 6 - 2:17.014 2 - 2:19.123 7 - 2:16.058 3 - 2:17.919 8 - 2:15.745 4 - 2:16.407 9 - 2:16.014 5 - 2:17.075 10 - 2:17.739			

Weather/Track: Sun/Dry

www.mstworld.com

Page 2 of 6

Silverstone
 Circuit Length = 3.6400 miles.
 Start: 09:49 End: 10:10
 Printed - 10:14 Saturday, 26 July 2014

Brian Henton Trophy for Classic Formula 3 Cars
RACE 2 - LAP ANALYSIS - Silverstone - 25-27 July 2014
 (contd.)

22	L VALLERY-MASSON	FRA	Ralt RT3
1 -	2:27.310	6 -	2:17.988
2 -	2:19.065	7 -	2:20.025
3 -	2:32.471	8 -	2:17.574
4 -	2:18.958	9 -	2:17.115
5 -	2:18.822	10 -	2:17.600
24	Jonathan WAGGITT	GBR	Brabham BT35
1 -	2:39.469	6 -	2:33.276
2 -	2:28.875	7 -	2:30.870
3 -	2:43.195	8 -	2:33.837
4 -	2:33.866	9 -	2:33.987
5 -	2:36.209		
25	Bernard HONNORAT	FRA	Ralt RT3
1 -	2:22.367	6 -	2:15.575
2 -	2:16.879	7 -	2:14.622
3 -	2:17.570	8 -	2:14.966
4 -	2:15.789	9 -	2:14.658
5 -	2:14.517	10 -	2:13.750
26	Robert TUSTING	GBR	Martini MK37
1 -	2:31.995	6 -	2:19.962
2 -	2:20.053	7 -	2:36.464
3 -	2:20.438	8 -	2:22.727
4 -	2:20.477	9 -	2:21.690
5 -	2:20.315		
27	Richard TROTT	GBR	Chevron B43
1 -	2:16.256	6 -	2:09.792
2 -	2:11.189	7 -	2:14.094
3 -	2:10.617	8 -	2:15.957
4 -	2:10.074	9 -	2:17.131
5 -	2:10.914	10 -	2:16.147
28	Nick TAYLOR	GBR	Chevron B38
1 -	2:28.634	6 -	2:19.531
2 -	2:20.714	7 -	2:20.251
3 -	2:24.304	8 -	2:21.319
4 -	2:20.673	9 -	2:19.802
5 -	2:20.114	10 -	2:20.400

Weather/Track: Sun/Dry

www.mstworld.com

Page 3 of 6

Silverstone
 Circuit Length = 3.6400 miles.
 Start: 09:49 End: 10:10

Printed - 10:14 Saturday, 26 July 2014

Brian Henton Trophy for Classic Formula 3 Cars
RACE 2 - LAP ANALYSIS - Silverstone - 25-27 July 2014
 (contd.)

30	Paul DIBDEN	GBR	Argo JM6
1 -	2:22.015	6 -	2:14.624
2 -	2:18.126	7 -	2:13.683
3 -	2:17.434	8 -	2:11.543
4 -	2:15.623	9 -	2:13.530
5 -	2:14.234	10 -	2:12.602
31	Stephen PEGRAM	GBR	Ralt RT1
1 -	2:32.564	6 -	2:27.084
2 -	2:21.406	7 -	2:25.720
3 -	2:22.126	8 -	2:24.084
4 -	2:23.049	9 -	2:27.036
5 -	2:32.870		
32	Jamie BRASHAW	GBR	March 793
1 -	2:17.262	6 -	2:12.078
2 -	2:11.737	7 -	2:13.582
3 -	2:11.538	8 -	2:11.652
4 -	2:11.089	9 -	2:11.987
5 -	2:11.442	10 -	2:11.551
38	Hugh PRICE	GBR	Chevron B38
1 -	2:18.738	6 -	2:15.068
2 -	2:13.242	7 -	2:14.471
3 -	2:12.563	8 -	2:15.170
4 -	2:14.278	9 -	2:13.540
5 -	2:12.742	10 -	2:12.751
47	Louis HANJOUL	BEL	Argo JM1
1 -	2:27.683	6 -	2:17.270
2 -	2:19.366	7 -	2:18.298
3 -	2:19.141	8 -	2:17.939
4 -	2:17.059	9 -	2:16.910
5 -	2:17.401	10 -	2:19.528
52	Fabrice NOTARI	MCO	Ralt RT1
1 -	2:22.630	6 -	2:15.067
2 -	2:16.969	7 -	2:14.328
3 -	2:17.577	8 -	2:14.221
4 -	2:16.183	9 -	2:14.179
5 -	2:14.771	10 -	2:13.108

Weather/Track: Sun/Dry

www.mstworld.com

Page 4 of 6

Silverstone
 Circuit Length = 3.6400 miles.
 Start: 09:49 End: 10:10

Printed - 10:14 Saturday, 26 July 2014

Brian Henton Trophy for Classic Formula 3 Cars
RACE 2 - LAP ANALYSIS - Silverstone - 25-27 July 2014
 (contd.)

55	Bruce BARTELL	GBR	Chevron B34
1 -	2:37.967	6 -	2:24.820
2 -	2:25.793	7 -	2:26.054
3 -	2:25.295	8 -	2:38.635
4 -	2:24.388	9 -	2:30.321
5 -	2:24.933		
56	Nick PADMORE	GBR	March 783
1 -	2:11.245	6 -	2:10.603
2 -	2:08.675	7 -	2:08.305
3 -	2:08.431	8 -	2:08.721
4 -	2:08.526	9 -	2:10.267
5 -	2:09.834	10 -	2:08.887
59	Richard PIPER	GBR	Chevron B43
1 -	2:25.082	6 -	2:16.126
2 -	2:17.553	7 -	2:15.824
3 -	2:17.456	8 -	2:14.722
4 -	2:16.159	9 -	2:15.375
5 -	2:15.403	10 -	2:28.842
61	Heinrich LANGFERMANN	DEU	Ralt RT3
1 -	2:23.983	6 -	2:16.343
2 -	2:16.397	7 -	2:15.645
3 -	2:17.800	8 -	2:14.340
4 -	2:17.345	9 -	2:16.208
5 -	2:15.179	10 -	2:14.533
62	Graham KIDDY	GBR	Dastle Mk10
1 -	2:33.157	6 -	2:22.842
2 -	2:21.617	7 -	2:24.324
3 -	2:23.656	8 -	2:23.575
4 -	2:23.390	9 -	2:25.191
5 -	2:23.476		
63	Matthew STURMER	GBR	Ralt RT3
1 -	2:27.047	6 -	2:17.205
2 -	2:19.678	7 -	2:18.215
3 -	2:20.619	8 -	2:17.909
4 -	2:16.875	9 -	2:16.825
5 -	2:16.953	10 -	2:17.773

Weather/Track: Sun/Dry

Brian Henton Trophy for Classic Formula 3 Cars
RACE 2 - LAP ANALYSIS - Silverstone - 25-27 July 2014
 (contd.)

71	Martin STRETTON	GBR	Martini MK39
1 -	2:12.570	6 -	2:09.507
2 -	2:09.828	7 -	2:10.166
3 -	2:09.342	8 -	2:09.021
4 -	2:09.626	9 -	2:09.935
5 -	2:09.595	10 -	2:09.042
111	Simon JACKSON	GBR	Chevron B43
1 -	2:17.020	6 -	2:12.098
2 -	2:11.739	7 -	2:13.564
3 -	2:11.594	8 -	2:11.597
4 -	2:11.060	9 -	2:12.076
5 -	2:11.478	10 -	2:11.419
193	Angela GRASSO	ITA	Ralt RT1
1 -	2:51.797	6 -	2:47.059
2 -	2:41.400	7 -	2:47.865
3 -	2:47.067	8 -	2:48.204
4 -	2:46.579		
5 -	2:50.452		

Brian Henton Trophy for Classic Formula 3 Cars
RACE 2 - LAP CHART - Silverstone - 25-27 July 2014

Lap 1			Lap 2			Lap 3			Lap 4			Lap 5		
No	Behind	Laptime	No	Behind	Laptime	No	Behind	Laptime	No	Behind	Laptime	No	Behind	Laptime
56		2:11.245	56		2:08.675	56		2:08.431	56		2:08.526	56		2:09.834
71	1.325	2:12.570	71	2.478	2:09.828	71	3.389	2:09.342	71	4.489	2:09.626	71	4.250	2:09.595
3	4.297	2:15.542	3	6.371	2:10.749	3	8.042	2:10.102	3	9.159	2:09.643	3	8.751	2:09.426
27	5.011	2:16.256	27	7.525	2:11.189	27	9.711	2:10.617	27	11.259	2:10.074	27	12.339	2:10.914
111	5.775	2:17.020	111	8.839	2:11.739	111	12.002	2:11.594	111	14.536	2:11.060	111	16.180	2:11.478
32	6.017	2:17.262	32	9.079	2:11.737	32	12.186	2:11.538	32	14.749	2:11.089	32	16.357	2:11.442
38	7.493	2:18.738	38	12.060	2:13.242	38	16.192	2:12.563	38	21.944	2:14.278	193	1 LAP	2:46.579
9	8.479	2:19.724	9	13.728	2:13.924	9	19.914	2:14.617	9	26.308	2:14.920	38	24.852	2:12.742
7	9.266	2:20.511	13	16.024	2:15.235	13	22.299	2:14.706	13	28.142	2:14.369	9	30.699	2:14.225
13	9.464	2:20.709	7	18.478	2:17.887	2	27.581	2:17.399	2	34.669	2:15.614	13	31.927	2:13.619
30	10.770	2:22.015	2	18.613	2:16.064	25	28.465	2:17.570	25	35.728	2:15.789	2	39.090	2:14.255
25	11.122	2:22.367	25	19.326	2:16.879	52	28.825	2:17.577	30	36.321	2:15.623	25	40.411	2:14.517
2	11.224	2:22.469	52	19.679	2:16.969	30	29.224	2:17.434	52	36.482	2:16.183	30	40.721	2:14.234
52	11.385	2:22.630	30	20.221	2:18.126	7	29.728	2:19.681	7	37.888	2:16.686	52	41.419	2:14.771
61	12.738	2:23.983	61	20.460	2:16.397	61	29.829	2:17.800	61	38.648	2:17.345	7	43.174	2:15.120
12	13.437	2:24.682	12	22.195	2:17.433	59	31.740	2:17.456	59	39.373	2:16.159	61	43.993	2:15.179
59	13.837	2:25.082	59	22.715	2:17.553	12	31.994	2:18.230	12	40.204	2:16.736	59	44.942	2:15.403
16	15.416	2:26.661	16	25.864	2:19.123	16	35.352	2:17.919	16	43.233	2:16.407	16	50.474	2:17.075
63	15.802	2:27.047	22	26.455	2:19.065	47	37.839	2:19.141	47	46.372	2:17.059	47	53.939	2:17.401
22	16.065	2:27.310	63	26.805	2:19.678	63	38.993	2:20.619	63	47.342	2:16.875	63	54.461	2:16.953
47	16.438	2:27.683	47	27.129	2:19.366	5	42.651	2:22.187	14	54.555	2:19.889	14	1:04.953	2:20.232
5	16.911	2:28.156	5	28.895	2:20.659	14	43.192	2:20.405	26	56.086	2:20.477	26	1:06.567	2:20.315
28	17.389	2:28.634	28	29.428	2:20.714	11	43.459	2:21.789	5	56.337	2:22.212	28	1:07.728	2:20.114
14	17.899	2:29.144	11	30.101	2:19.186	26	44.135	2:20.438	28	57.448	2:20.673	5	1:08.143	2:21.640
10	19.366	2:30.611	14	31.218	2:21.994	28	45.301	2:24.304	22	1:00.927	2:18.958	22	1:09.915	2:18.822
11	19.590	2:30.835	26	32.128	2:20.053	31	47.745	2:22.126	11	1:01.284	2:26.351	62	1:18.585	2:23.476
26	20.750	2:31.995	10	32.871	2:22.180	62	50.079	2:23.656	31	1:02.268	2:23.049	11	1:18.995	2:27.545
31	21.319	2:32.564	31	34.050	2:21.406	22	50.495	2:32.471	62	1:04.943	2:23.390	31	1:25.304	2:32.870
62	21.912	2:33.157	62	34.854	2:21.617	6	56.109	2:26.086	6	1:13.222	2:25.639	6	1:29.283	2:25.895
6	23.524	2:34.769	6	38.454	2:23.605	55	1:00.704	2:25.295	55	1:16.566	2:24.388	55	1:31.665	2:24.933
55	26.722	2:37.967	55	43.840	2:25.793	24	1:23.188	2:43.195	24	1:48.528	2:33.866			
24	28.224	2:39.469	24	48.424	2:28.875	193	1:51.913	2:47.067						
193	40.552	2:51.797	193	1:13.277	2:41.400									

Weather/Track: Sun/Dry

www.mstworld.com

Silverstone
 Circuit Length = 3.6400 miles.
 Start: 09:49 End: 10:10

Brian Henton Trophy for Classic Formula 3 Cars
RACE 2 - LAP CHART - Silverstone - 25-27 July 2014
 (contd.)

Lap 6			Lap 7			Lap 8			Lap 9			Lap 10		
No	Behind	Laptime	No	Behind	Laptime	No	Behind	Laptime	No	Behind	Laptime	No	Behind	Laptime
56		2:10.603	56		2:08.305	56		2:08.721	56		2:10.267	56		2:08.887
71	3.154	2:09.507	71	5.015	2:10.166	71	5.315	2:09.021	31	1 LAP	2:24.084	26	1 LAP	2:21.690
24	1 LAP	2:36.209	3	8.683	2:09.726	3	10.137	2:10.175	71	4.983	2:09.935	71	5.138	2:09.042
3	7.262	2:09.114	27	17.317	2:14.094	27	24.553	2:15.957	193	2 LAPS	2:47.865	62	1 LAP	2:25.191
27	11.528	2:09.792	111	22.934	2:13.564	111	25.810	2:11.597	6	1 LAP	2:26.983	3	12.161	2:11.345
111	17.675	2:12.098	32	23.109	2:13.582	32	26.040	2:11.652	3	9.703	2:09.833	31	1 LAP	2:27.036
32	17.832	2:12.078	24	1 LAP	2:33.276	38	41.932	2:15.170	11	1 LAP	2:32.602	6	1 LAP	2:29.922
38	29.317	2:15.068	38	35.483	2:14.471	13	48.096	2:14.323	55	1 LAP	2:38.635	111	30.151	2:11.419
9	35.072	2:14.976	13	42.494	2:15.549	9	48.953	2:14.022	111	27.619	2:12.076	32	30.424	2:11.551
13	35.250	2:13.926	9	43.652	2:16.885	24	1 LAP	2:30.870	32	27.760	2:11.987	27	38.677	2:16.147
2	43.953	2:15.466	30	50.120	2:13.683	30	52.942	2:11.543	27	31.417	2:17.131	55	1 LAP	2:30.321
30	44.742	2:14.624	2	50.714	2:15.066	2	55.297	2:13.304	38	45.205	2:13.540	193	2 LAPS	2:48.204
25	45.383	2:15.575	25	51.700	2:14.622	52	57.406	2:14.221	13	52.089	2:14.260	11	1 LAP	2:34.546
52	45.883	2:15.067	52	51.906	2:14.328	25	57.945	2:14.966	9	53.040	2:14.354	38	49.069	2:12.751
7	48.639	2:16.068	7	55.556	2:15.222	7	1:01.168	2:14.333	30	56.205	2:13.530	9	59.018	2:14.865
61	49.733	2:16.343	61	57.073	2:15.645	61	1:02.692	2:14.340	2	59.996	2:14.966	13	59.625	2:16.423
59	50.465	2:16.126	59	57.984	2:15.824	59	1:03.985	2:14.722	52	1:01.318	2:14.179	30	59.920	2:12.602
16	56.885	2:17.014	16	1:04.638	2:16.058	16	1:11.662	2:15.745	25	1:02.336	2:14.658	2	1:04.963	2:13.854
193	1 LAP	2:50.452	47	1:10.599	2:18.298	47	1:19.817	2:17.939	7	1:05.905	2:15.004	52	1:05.539	2:13.108
47	1:00.606	2:17.270	63	1:10.973	2:18.215	63	1:20.161	2:17.909	61	1:08.633	2:16.208	25	1:07.199	2:13.750
63	1:01.063	2:17.205	14	1:24.509	2:19.166	14	1:34.585	2:18.797	59	1:09.093	2:15.375	7	1:13.291	2:16.273
14	1:13.648	2:19.298	28	1:28.602	2:20.251	22	1:37.873	2:17.574	24	1 LAP	2:33.837	61	1:14.279	2:14.533
26	1:15.926	2:19.962	22	1:29.020	2:20.025	5	1:40.670	2:19.802	16	1:17.409	2:16.014	16	1:26.261	2:17.739
28	1:16.656	2:19.531	5	1:29.589	2:20.954	28	1:41.200	2:21.319	47	1:26.460	2:16.910	59	1:29.048	2:28.842
5	1:16.940	2:19.400	193	1 LAP	2:47.059	26	1:58.091	2:22.727	63	1:26.719	2:16.825	63	1:35.605	2:17.773
22	1:17.300	2:17.988	26	1:44.085	2:36.464	62	2:01.697	2:23.575	14	1:43.632	2:19.314	47	1:37.101	2:19.528
62	1:30.824	2:22.842	62	1:46.843	2:24.324				22	1:44.721	2:17.115	24	1 LAP	2:33.987
11	1:35.838	2:27.446	31	1:59.200	2:25.720				5	1:48.636	2:18.233	22	1:53.434	2:17.600
31	1:41.785	2:27.084	6	2:00.506	2:25.064				28	1:50.735	2:19.802	14	1:56.154	2:21.409
6	1:43.747	2:25.067	55	2:03.631	2:26.054							5	1:57.391	2:17.642
55	1:45.882	2:24.820	11	2:08.430	2:40.897							28	2:02.248	2:20.400

Weather/Track: Sun/Dry

www.mstworld.com

Silverstone
 Circuit Length = 3.6400 miles.
 Start: 09:49 End: 10:10

Brian Henton Trophy for Classic Formula 3 Cars
RACE 13 - GRID - Silverstone - 25-27 July 2014

ROW 17	4	CAMPFIELD	
ROW 16	193	GRASSO	10 HULME
ROW 15	11	CAUSSANEL	24 WAGGITT
ROW 14	6	BOSSON	55 BARTELL
ROW 13	62	KIDDY	31 PEGRAM
ROW 12	28	TAYLOR	26 TUSTING
ROW 11	14	JOHNSTONE	5 CLARK
ROW 10	47	HANJOUL	22 VALLERY-MASSON
ROW 9	59	PIPER	63 STURMER
ROW 8	61	LANGFERMANN	16 LAMBERT
ROW 7	25	HONNORAT	7 MUSSA
ROW 6	2	MARTIN	52 NOTARI
ROW 5	13	LYNN	30 DIBDEN
ROW 4	38	PRICE	9 JACOBS
ROW 3	32	BRASHAW	27 TROTT
ROW 2	3	SHAW	111 JACKSON
ROW 1	56	PADMORE	71 STRETTON
POLE			

Car 12 withdrawn.
Weather/Track: Sun/Dry

Silverstone
 Circuit Length = 3.6400 miles.
 Start: 09:49 End: 10:10

Clerk of the Course:		Timekeeper:
----------------------	--	-------------

Brian Henton Trophy for Classic Formula 3 Cars

RACE 13 - AMENDED CLASSIFICATION - Silverstone - 25-27 July 2014

POS	NO	CL	DRIVER	NAT	CAR	TIME	LAPS	GAP	MPH	BEST
1	56	A	Nick PADMORE	GBR	March 783	21:28.255	10		101.48	2:07.607
2	71	A	Martin STRETTON	GBR	Martini MK39	21:36.300	10	8.045	100.85	2:08.543
3	3	A	David SHAW	GBR	March 803B	21:44.298	10	16.043	100.23	2:08.752
4	27	A	Richard TROTT	GBR	Chevron B43	21:52.525	10	24.270	99.60	2:09.406
5	111	A	Simon JACKSON	GBR	Chevron B43	21:56.178	10	27.923	99.33	2:10.153
6	32	A	Jamie BRASHAW	GBR	March 793	21:56.544	10	28.289	99.30	2:10.223
7	30	A	Paul DIBDEN	GBR	Argo JM6	22:23.517	10	55.262	97.31	2:12.855
8	2	AF	Eric MARTIN	FRA	Martini MK39	22:23.793	10	55.538	97.29	2:12.186
9	38	A	Hugh PRICE	GBR	Chevron B38	22:24.114	10	55.859	97.26	2:12.255
10	9	AF	Ian JACOBS	GBR	Martini MK37	22:27.038	10	58.783	97.05	2:12.436
11	25	AF	Bernard HONNORAT	FRA	Ralt RT3	22:28.343	10	1:00.088	96.96	2:12.835
12	52	AF	Fabrice NOTARI	MCO	Ralt RT1	22:36.968	10	1:08.713	96.34	2:12.575
13	13	A	Shaun LYNN	GBR	Chevron B34	22:38.713	10	1:10.458	96.22	2:14.296
14	59	A	Richard PIPER	GBR	Chevron B43	22:39.738	10	1:11.483	96.14	2:13.420
15	7	A	Marcus MUSSA	MCO	March 763	22:41.726	10	1:13.471	96.00	2:14.163
16	16	AF	Bruno LAMBERT	FRA	Ralt RT3	22:42.072	10	1:13.817	95.98	2:14.303
17	63	A	Matthew STURMER	GBR	Ralt RT3	23:02.555	10	1:34.300	94.56	2:16.205
18	22	AF	L VALLERY-MASSON	FRA	Ralt RT3	23:02.910	10	1:34.655	94.53	2:16.339
19	26	A	Robert TUSTING	GBR	Martini MK37	23:06.380	10	1:38.125	94.30	2:16.468
20	61	A	Heinrich LANGFERMANN	DEU	Ralt RT3	23:07.692	10	1:39.437	94.21	2:13.550
21	14	A	Malcolm JOHNSTONE	GBR	March 763	23:09.092	10	1:40.837	94.11	2:16.275
22	47	A	Louis HANJOUL	BEL	Argo JM1	23:13.031	10	1:44.776	93.85	2:16.180
23	5	A	David CLARK	GBR	Ralt RT1	23:14.710	10	1:46.455	93.73	2:17.481
24	6	A	Leif BOSSON	SWE	Ralt RT1	21:48.697	9	1 LAP	89.88	2:22.627
25	62	B	Graham KIDDY	GBR	Dastle Mk10	21:49.066	9	1 LAP	89.86	2:22.953
26	55	A	Bruce BARTELL	GBR	Chevron B34	22:07.289	9	1 LAP	88.62	2:24.948
27	31	A	Stephen PEGRAM	GBR	Ralt RT1	22:12.752	9	1 LAP	88.26	2:23.150
28	193	AF	Angela GRASSO	ITA	Ralt RT1	22:23.411	8	2 LAPS	77.80	2:41.269

NOT CLASSIFIED

28	A	Nick TAYLOR	GBR	Chevron B38	11:47.187	5	D.N.F.	92.22	2:17.366
11	AF	David CAUSSANEL	FRA	Brabham BT41	5:00.787	2	D.N.F.	86.12	2:28.788

FASTEST LAP

56	A	Nick PADMORE		March 783	2:07.607	7	102.69mph	165.26kph
2	AF	Eric MARTIN		Martini MK39	2:12.186	8	99.13mph	159.53kph
62	B	Graham KIDDY		Dastle Mk10	2:22.953	7	91.66mph	147.52kph

Amendment: Race time corrected.

Weather/Track: Bright/Dry Cars 4, 10 & 24 did not start.

These results are provisional until the conclusion of any judicial and technical matters.

Silverstone

Circuit Length = 3.6400 miles.

Start: 09:03 End: 09:25

Clerk of the Course:

Timekeeper:

Brian Henton Trophy for Classic Formula 3 Cars
RACE 13 - LAP ANALYSIS - Silverstone - 25-27 July 2014

2	Eric MARTIN	FRA	Martini MK39
1 -	2:20.429	6 -	2:12.918
2 -	2:14.554	7 -	2:13.381
3 -	2:14.688	8 -	2:12.186
4 -	2:14.239	9 -	2:13.343
5 -	2:14.947	10 -	2:13.108
3	David SHAW	GBR	March 803B
1 -	2:15.144	6 -	2:09.199
2 -	2:11.375	7 -	2:09.572
3 -	2:09.954	8 -	2:08.752
4 -	2:09.377	9 -	2:09.834
5 -	2:10.585	10 -	2:10.506
5	David CLARK	GBR	Ralt RT1
1 -	2:27.415	6 -	2:19.712
2 -	2:18.804	7 -	2:18.602
3 -	2:18.357	8 -	2:18.630
4 -	2:17.724	9 -	2:19.695
5 -	2:18.290	10 -	2:17.481
6	Leif BOSSON	SWE	Ralt RT1
1 -	2:35.164	6 -	2:24.193
2 -	2:25.006	7 -	2:22.627
3 -	2:24.127	8 -	2:24.163
4 -	2:25.154	9 -	2:24.573
5 -	2:23.690		
7	Marcus MUSSA	MCO	March 763
1 -	2:24.460	6 -	2:15.115
2 -	2:15.725	7 -	2:14.600
3 -	2:15.583	8 -	2:14.312
4 -	2:16.198	9 -	2:16.886
5 -	2:14.163	10 -	2:14.684
9	Ian JACOBS	GBR	Martini MK37
1 -	2:19.059	6 -	2:13.374
2 -	2:18.163	7 -	2:12.516
3 -	2:16.478	8 -	2:12.436
4 -	2:14.175	9 -	2:14.018
5 -	2:13.350	10 -	2:13.469

Weather/Track: Bright/Dry

www.mstworld.com

Page 1 of 5

Silverstone
 Circuit Length = 3.6400 miles.
 Start: 09:03 End: 09:25

Printed - 11:07 Sunday, 27 July 2014

Brian Henton Trophy for Classic Formula 3 Cars
RACE 13 - LAP ANALYSIS - Silverstone - 25-27 July 2014
 (contd.)

11	David CAUSSANEL	FRA	Brabham BT41
1 - 2:31.999 2 - 2:28.788			
13	Shaun LYNN	GBR	Chevron B34
1 - 2:23.926 6 - 2:15.297 2 - 2:15.533 7 - 2:14.336 3 - 2:15.189 8 - 2:14.502 4 - 2:14.296 9 - 2:14.956 5 - 2:16.166 10 - 2:14.512			
14	Malcolm JOHNSTONE	GBR	March 763
1 - 2:29.783 6 - 2:17.885 2 - 2:18.980 7 - 2:16.842 3 - 2:20.373 8 - 2:16.275 4 - 2:17.653 9 - 2:16.871 5 - 2:16.751 10 - 2:17.679			
16	Bruno LAMBERT	FRA	Ralt RT3
1 - 2:23.415 6 - 2:14.561 2 - 2:15.486 7 - 2:14.303 3 - 2:15.897 8 - 2:15.890 4 - 2:17.601 9 - 2:14.942 5 - 2:15.446 10 - 2:14.531			
22	L VALLERY-MASSON	FRA	Ralt RT3
1 - 2:26.445 6 - 2:17.413 2 - 2:17.746 7 - 2:17.349 3 - 2:17.069 8 - 2:17.501 4 - 2:16.425 9 - 2:16.730 5 - 2:19.893 10 - 2:16.339			
25	Bernard HONNORAT	FRA	Ralt RT3
1 - 2:22.252 6 - 2:13.091 2 - 2:15.477 7 - 2:13.151 3 - 2:15.046 8 - 2:12.835 4 - 2:15.849 9 - 2:13.595 5 - 2:13.243 10 - 2:13.804			

Weather/Track: Bright/Dry

Brian Henton Trophy for Classic Formula 3 Cars
RACE 13 - LAP ANALYSIS - Silverstone - 25-27 July 2014
 (contd.)

26	Robert TUSTING	GBR	Martini MK37
1 -	2:28.456	6 -	2:17.846
2 -	2:18.490	7 -	2:17.128
3 -	2:19.038	8 -	2:16.765
4 -	2:17.799	9 -	2:16.468
5 -	2:17.464	10 -	2:16.926
27	Richard TROTT	GBR	Chevron B43
1 -	2:16.834	6 -	2:11.181
2 -	2:12.518	7 -	2:09.406
3 -	2:10.303	8 -	2:09.975
4 -	2:10.138	9 -	2:10.452
5 -	2:10.575	10 -	2:11.143
28	Nick TAYLOR	GBR	Chevron B38
1 -	2:29.336		
2 -	2:18.973		
3 -	2:21.700		
4 -	2:19.812		
5 -	2:17.366		
30	Paul DIBDEN	GBR	Argo JM6
1 -	2:19.248	6 -	2:13.545
2 -	2:13.943	7 -	2:12.855
3 -	2:14.019	8 -	2:12.857
4 -	2:14.560	9 -	2:13.399
5 -	2:14.182	10 -	2:14.909
31	Stephen PEGRAM	GBR	Ralt RT1
1 -	2:33.944	6 -	2:33.034
2 -	2:23.651	7 -	2:30.012
3 -	2:25.098	8 -	2:31.563
4 -	2:25.668	9 -	2:26.632
5 -	2:23.150		
32	Jamie BRASHAW	GBR	March 793
1 -	2:16.132	6 -	2:10.784
2 -	2:13.674	7 -	2:10.682
3 -	2:11.197	8 -	2:10.241
4 -	2:10.357	9 -	2:11.578
5 -	2:10.223	10 -	2:11.676

Weather/Track: Bright/Dry

www.mstworld.com

Page 3 of 5

Silverstone
 Circuit Length = 3.6400 miles.
 Start: 09:03 End: 09:25

Printed - 11:07 Sunday, 27 July 2014

Brian Henton Trophy for Classic Formula 3 Cars
RACE 13 - LAP ANALYSIS - Silverstone - 25-27 July 2014
 (contd.)

38	Hugh PRICE	GBR	Chevron B38
1 -	2:21.474	6 -	2:12.993
2 -	2:14.832	7 -	2:12.255
3 -	2:14.296	8 -	2:13.440
4 -	2:14.345	9 -	2:13.934
5 -	2:13.448	10 -	2:13.097
47	Louis HANJOUL	BEL	Argo JM1
1 -	2:28.867	6 -	2:18.109
2 -	2:18.975	7 -	2:16.180
3 -	2:21.140	8 -	2:18.585
4 -	2:19.980	9 -	2:17.654
5 -	2:17.260	10 -	2:16.281
52	Fabrice NOTARI	MCO	Ralt RT1
1 -	2:20.880	6 -	2:12.959
2 -	2:14.887	7 -	2:12.575
3 -	2:14.582	8 -	2:13.131
4 -	2:14.189	9 -	2:24.721
5 -	2:13.385	10 -	2:15.659
55	Bruce BARTELL	GBR	Chevron B34
1 -	2:37.356	6 -	2:24.948
2 -	2:26.797	7 -	2:27.251
3 -	2:26.285	8 -	2:27.195
4 -	2:25.833	9 -	2:26.028
5 -	2:25.596		
56	Nick PADMORE	GBR	March 783
1 -	2:11.737	6 -	2:08.091
2 -	2:09.090	7 -	2:07.607
3 -	2:08.580	8 -	2:08.129
4 -	2:08.447	9 -	2:08.969
5 -	2:08.527	10 -	2:09.078
59	Richard PIPER	GBR	Chevron B43
1 -	2:25.215	6 -	2:13.684
2 -	2:17.354	7 -	2:13.420
3 -	2:16.346	8 -	2:13.885
4 -	2:16.092	9 -	2:14.652
5 -	2:15.011	10 -	2:14.079

Weather/Track: Bright/Dry

www.mstworld.com

Page 4 of 5

Silverstone
 Circuit Length = 3.6400 miles.
 Start: 09:03 End: 09:25

Printed - 11:07 Sunday, 27 July 2014

Brian Henton Trophy for Classic Formula 3 Cars
RACE 13 - LAP ANALYSIS - Silverstone - 25-27 July 2014
 (contd.)

61	Heinrich LANGFERMANN	DEU	Ralt RT3
1 -	2:25.704	6 -	2:39.646
2 -	2:17.208	7 -	2:13.636
3 -	2:16.600	8 -	2:13.550
4 -	2:15.075	9 -	2:15.587
5 -	2:14.624	10 -	2:16.062
62	Graham KIDDY	GBR	Dastle Mk10
1 -	2:35.385	6 -	2:24.212
2 -	2:25.096	7 -	2:22.953
3 -	2:24.177	8 -	2:24.597
4 -	2:25.102	9 -	2:23.872
5 -	2:23.672		
63	Matthew STURMER	GBR	Ralt RT3
1 -	2:26.889	6 -	2:16.590
2 -	2:18.146	7 -	2:16.205
3 -	2:16.953	8 -	2:18.579
4 -	2:16.299	9 -	2:17.713
5 -	2:17.631	10 -	2:17.550
71	Martin STRETTON	GBR	Martini MK39
1 -	2:13.840	6 -	2:08.792
2 -	2:10.263	7 -	2:08.870
3 -	2:09.110	8 -	2:08.923
4 -	2:08.543	9 -	2:09.744
5 -	2:09.072	10 -	2:09.143
111	Simon JACKSON	GBR	Chevron B43
1 -	2:15.709	6 -	2:10.932
2 -	2:12.209	7 -	2:10.153
3 -	2:11.421	8 -	2:10.820
4 -	2:11.335	9 -	2:11.540
5 -	2:10.566	10 -	2:11.493
193	Angela GRASSO	ITA	Ralt RT1
1 -	2:49.133	6 -	2:44.203
2 -	2:41.269	7 -	2:47.081
3 -	2:44.040	8 -	2:49.804
4 -	2:51.697		
5 -	2:56.184		

Weather/Track: Bright/Dry

www.mstworld.com

Page 5 of 5

Silverstone
 Circuit Length = 3.6400 miles.
 Start: 09:03 End: 09:25

Printed - 11:07 Sunday, 27 July 2014

Brian Henton Trophy for Classic Formula 3 Cars
RACE 13 - LAP CHART - Silverstone - 25-27 July 2014

Lap 1			Lap 2			Lap 3			Lap 4			Lap 5		
No	Behind	Laptime	No	Behind	Laptime	No	Behind	Laptime	No	Behind	Laptime	No	Behind	Laptime
56		2:11.737	56		2:09.090	56		2:08.580	56		2:08.447	56		2:08.527
71	2.103	2:13.840	71	3.276	2:10.263	71	3.806	2:09.110	71	3.902	2:08.543	71	4.447	2:09.072
3	3.407	2:15.144	3	5.692	2:11.375	3	7.066	2:09.954	3	7.996	2:09.377	3	10.054	2:10.585
111	3.972	2:15.709	111	7.091	2:12.209	111	9.932	2:11.421	27	11.939	2:10.138	27	13.987	2:10.575
32	4.395	2:16.132	27	8.525	2:12.518	27	10.248	2:10.303	111	12.820	2:11.335	111	14.859	2:10.566
27	5.097	2:16.834	32	8.979	2:13.674	32	11.596	2:11.197	32	13.506	2:10.357	32	15.202	2:10.223
9	7.322	2:19.059	30	12.364	2:13.943	30	17.803	2:14.019	30	23.916	2:14.560	193	1 LAP	2:51.697
30	7.511	2:19.248	2	14.156	2:14.554	2	20.264	2:14.688	2	26.056	2:14.239	30	29.571	2:14.182
2	8.692	2:20.429	52	14.940	2:14.887	52	20.942	2:14.582	52	26.684	2:14.189	52	31.542	2:13.385
52	9.143	2:20.880	38	15.479	2:14.832	38	21.195	2:14.296	38	27.093	2:14.345	38	32.014	2:13.448
38	9.737	2:21.474	9	16.395	2:18.163	25	23.368	2:15.046	9	30.021	2:14.175	2	32.476	2:14.947
25	10.515	2:22.252	25	16.902	2:15.477	9	24.293	2:16.478	25	30.770	2:15.849	9	34.844	2:13.350
16	11.678	2:23.415	16	18.074	2:15.486	13	25.241	2:15.189	13	31.090	2:14.296	25	35.486	2:13.243
13	12.189	2:23.926	13	18.632	2:15.533	16	25.391	2:15.897	7	34.112	2:16.198	13	38.729	2:16.166
7	12.723	2:24.460	7	19.358	2:15.725	7	26.361	2:15.583	16	34.545	2:17.601	7	39.748	2:14.163
59	13.478	2:25.215	59	21.742	2:17.354	59	29.508	2:16.346	61	36.733	2:15.075	16	41.464	2:15.446
61	13.967	2:25.704	61	22.085	2:17.208	61	30.105	2:16.600	59	37.153	2:16.092	61	42.830	2:14.624
22	14.708	2:26.445	22	23.364	2:17.746	22	31.853	2:17.069	22	39.831	2:16.425	59	43.637	2:15.011
63	15.152	2:26.889	63	24.208	2:18.146	63	32.581	2:16.953	63	40.433	2:16.299	63	49.537	2:17.631
5	15.678	2:27.415	5	25.392	2:18.804	5	35.169	2:18.357	5	44.446	2:17.724	22	51.197	2:19.893
26	16.719	2:28.456	26	26.119	2:18.490	26	36.577	2:19.038	26	45.929	2:17.799	5	54.209	2:18.290
47	17.130	2:28.867	47	27.015	2:18.975	47	39.575	2:21.140	14	48.935	2:17.653	26	54.866	2:17.464
28	17.599	2:29.336	28	27.482	2:18.973	14	39.729	2:20.373	47	51.108	2:19.980	14	57.159	2:16.751
14	18.046	2:29.783	14	27.936	2:18.980	28	40.602	2:21.700	28	51.967	2:19.812	47	59.841	2:17.260
11	20.262	2:31.999	31	36.768	2:23.651	31	53.286	2:25.098	31	1:10.507	2:25.668	28	1:00.806	2:17.366
31	22.207	2:33.944	6	39.343	2:25.006	6	54.890	2:24.127	6	1:11.597	2:25.154	31	1:25.130	2:23.150
6	23.427	2:35.164	62	39.654	2:25.096	62	55.251	2:24.177	62	1:11.906	2:25.102	6	1:26.760	2:23.690
62	23.648	2:35.385	11	39.960	2:28.788	55	1:01.031	2:26.285	55	1:18.417	2:25.833	62	1:27.051	2:23.672
55	25.619	2:37.356	55	43.326	2:26.797	193	1:45.035	2:44.040				55	1:35.486	2:25.596
193	37.396	2:49.133	193	1:09.575	2:41.269									

Weather/Track: Bright/Dry

www.mstworld.com

Silverstone
 Circuit Length = 3.6400 miles.
 Start: 09:03 End: 09:25

Brian Henton Trophy for Classic Formula 3 Cars
RACE 13 - LAP CHART - Silverstone - 25-27 July 2014
 (contd.)

Lap 6			Lap 7			Lap 8			Lap 9			Lap 10		
No	Behind	Laptime	No	Behind	Laptime	No	Behind	Laptime	No	Behind	Laptime	No	Behind	Laptime
56		2:08.091	56		2:07.607	56		2:08.129	56		2:08.969	56		2:09.078
71	5.148	2:08.792	71	6.411	2:08.870	55	1 LAP	2:27.251	6	1 LAP	2:24.163	71	8.045	2:09.143
3	11.162	2:09.199	3	13.127	2:09.572	31	1 LAP	2:30.012	62	1 LAP	2:24.597	3	16.043	2:10.506
27	17.077	2:11.181	27	18.876	2:09.406	71	7.205	2:08.923	71	7.980	2:09.744	6	1 LAP	2:24.573
111	17.700	2:10.932	111	20.246	2:10.153	3	13.750	2:08.752	193	2 LAPS	2:47.081	62	1 LAP	2:23.872
32	17.895	2:10.784	32	20.970	2:10.682	27	20.722	2:09.975	3	14.615	2:09.834	27	24.270	2:11.143
30	35.025	2:13.545	30	40.273	2:12.855	111	22.937	2:10.820	55	1 LAP	2:27.195	111	27.923	2:11.493
52	36.410	2:12.959	52	41.378	2:12.575	32	23.082	2:10.241	27	22.205	2:10.452	32	28.289	2:11.676
38	36.916	2:12.993	38	41.564	2:12.255	30	45.001	2:12.857	111	25.508	2:11.540	55	1 LAP	2:26.028
2	37.303	2:12.918	2	43.077	2:13.381	52	46.380	2:13.131	32	25.691	2:11.578	31	1 LAP	2:26.632
9	40.127	2:13.374	9	45.036	2:12.516	38	46.875	2:13.440	31	1 LAP	2:31.563	193	2 LAPS	2:49.804
25	40.486	2:13.091	25	46.030	2:13.151	2	47.134	2:12.186	30	49.431	2:13.399	30	55.262	2:14.909
13	45.935	2:15.297	13	52.664	2:14.336	9	49.343	2:12.436	2	51.508	2:13.343	2	55.538	2:13.108
7	46.772	2:15.115	7	53.765	2:14.600	25	50.736	2:12.835	38	51.840	2:13.934	38	55.859	2:13.097
16	47.934	2:14.561	16	54.630	2:14.303	13	59.037	2:14.502	9	54.392	2:14.018	9	58.783	2:13.469
59	49.230	2:13.684	59	55.043	2:13.420	7	59.948	2:14.312	25	55.362	2:13.595	25	1:00.088	2:13.804
63	58.036	2:16.590	63	1:06.634	2:16.205	59	1:00.799	2:13.885	52	1:02.132	2:24.721	52	1:08.713	2:15.659
22	1:00.519	2:17.413	22	1:10.261	2:17.349	16	1:02.391	2:15.890	13	1:05.024	2:14.956	13	1:10.458	2:14.512
26	1:04.621	2:17.846	26	1:14.142	2:17.128	63	1:17.084	2:18.579	59	1:06.482	2:14.652	59	1:11.483	2:14.079
5	1:05.830	2:19.712	14	1:16.188	2:16.842	22	1:19.633	2:17.501	7	1:07.865	2:16.886	7	1:13.471	2:14.684
14	1:06.953	2:17.885	5	1:16.825	2:18.602	26	1:22.778	2:16.765	16	1:08.364	2:14.942	16	1:13.817	2:14.531
193	1 LAP	2:56.184	47	1:18.432	2:16.180	14	1:24.334	2:16.275	63	1:25.828	2:17.713	63	1:34.300	2:17.550
47	1:09.859	2:18.109	61	1:20.414	2:13.636	61	1:25.835	2:13.550	22	1:27.394	2:16.730	22	1:34.655	2:16.339
61	1:14.385	2:39.646	193	1 LAP	2:44.203	5	1:27.326	2:18.630	26	1:30.277	2:16.468	26	1:38.125	2:16.926
6	1:42.862	2:24.193	6	1:57.882	2:22.627	47	1:28.888	2:18.585	14	1:32.236	2:16.871	61	1:39.437	2:16.062
62	1:43.172	2:24.212	62	1:58.518	2:22.953				61	1:32.453	2:15.587	14	1:40.837	2:17.679
31	1:50.073	2:33.034							47	1:37.573	2:17.654	47	1:44.776	2:16.281
55	1:52.343	2:24.948							5	1:38.052	2:19.695	5	1:46.455	2:17.481

Weather/Track: Bright/Dry

Silverstone
 Circuit Length = 3.6400 miles.
 Start: 09:03 End: 09:25

Sir John Whitmore Trophy for Under 2 Litre Touring Cars

RACE 3 - QUALIFYING - Silverstone - 25-27 July 2014

POS	NO	CL	DRIVER(S)	CAR	TIME	LAPS	GAP	MPH
1	152	C	Sheddon/Neal	Ford Lotus Cortina	2:32.115	9		86.14
2	63	C	Tromans/Meaden	Ford Lotus Cortina	2:33.004	10	0.889	85.64
3	1	C	Furiani	Alfa Romeo Giulia Sprint GTA	2:33.444	10	1.329	85.39
4	16	C	Tomlin/Stretton	Ford Lotus Cortina	2:33.837	11	1.722	85.18
5	79	C	Jones	Ford Lotus Cortina Mk1	2:33.960	11	1.845	85.11
6	52	C	Brown/Dutton	Ford Lotus Cortina	2:34.449	12	2.334	84.84
7	100	D	Shaw/Oliver	BMW 1800 TiSA	2:34.957	12	2.842	84.56
8	89	C	Banks/Banks	Alfa Romeo Giulia Sprint GTA	2:35.236	11	3.121	84.41
9	70	C	Kremer	Ford Lotus Cortina	2:35.675	11	3.560	84.17
10	148	D	James/Taft	BMW 1800 Ti	2:35.685	11	3.570	84.17
11	13	C	Wolfe/Hall	Ford Lotus Cortina	2:36.319	6	4.204	83.82
12	31	C	Lynn/Haddon*	Ford Lotus Cortina	2:37.101	10	4.986	83.41
13	93	C	Dunham/Owen	Ford Lotus Cortina Mk1	2:37.111	10	4.996	83.40
14	161	C	Letts/Letts	Ford Lotus Cortina	2:37.378	11	5.263	83.26
15	176	B	Swift/Arscott	Morris Mini Cooper S	2:37.966	11	5.851	82.95
16	91	C	Berg/Haugland	Ford Lotus Cortina Mk1	2:38.076	11	5.961	82.89
17	33	C	Lawley/Smith	Alfa Romeo GTA	2:38.359	11	6.244	82.74
18	69	C	Avill/Hyett	Ford Lotus Cortina	2:38.812	11	6.697	82.51
19	15	B	Churchill/Baldwin	Austin Mini Cooper S	2:40.070	11	7.955	81.86
20	59	B	Beebee/Beebee	Austin Mini Cooper S	2:40.089	6	7.974	81.85
21	74	C	Wright/Gans	Alfa Romeo Giulia GTA	2:40.096	11	7.981	81.85
22	49	D	McInerney**	BMW 1800 Ti SA	2:40.812	10	8.697	81.48
23	42	B	Ellis/Huff*	Austin Mini Cooper S	2:41.430	7	9.315	81.17
24	84	C	Merry	Alfa Romeo Giulia Sprint GTA	2:42.362	11	10.247	80.70
25	27	B	Stortoni	Austin Mini Cooper S	2:42.473	11	10.358	80.65
26	66	C	Lund/Strommen	Ford Lotus Cortina	2:42.482	11	10.367	80.64
27	45	C	Spiers*	Ford Lotus Cortina	2:42.792	10	10.677	80.49
28	179	C	Martin	Ford Cortina	2:43.679	11	11.564	80.05
29	8	B	Wakeman/Galliers-Pratt	Austin Mini Cooper S	2:44.487	10	12.372	79.66
30	20	B	Hunt/Blakeney-Edwards	Morris Mini Cooper S	2:47.713	2	15.598	78.13
31	29	B	Parsons/Manson	Morris Mini Cooper S	2:48.029	8	15.914	77.98
32	62	C	Wilwert/Mailliet	Alfa Romeo Giulia Ti Super	2:51.711	10	19.596	76.31
33	34	INV	Gordon*	Alfa Romeo Giulietta ti	2:51.887	10	19.772	76.23
34	76	C	Ostbrathen/Thorbjornsen	Ford Lotus Cortina	2:54.225	10	22.110	75.21
35	39	C	Mitchell/Campbell	Alfa Romeo Giulia Sprint GT	2:56.630	10	24.515	74.18
36	28	C	Erwin/Dick	Alfa Romeo Giulia Ti Super	2:59.998	8	27.883	72.80
37	85	C	Bennett/Clayson	Alfa Romeo Giulia Sprint GTA	12:32.849	1	10:00.734	17.40

*Cars 31, 34, 42, 45 require working transponders - Regulation Q.12.2.1 refers, a 30 second Silverstone penalty will be applied if not working in the race. **Car 49 needs legible competition number. Circuit Length = 3.6400 miles. These results are provisional until the conclusion of any judicial and technical matters. Start: 10:54 End: 11:24

Clerk of the Course:	Timekeeper:
----------------------	-------------

Sir John Whitmore Trophy for Under 2 Litre Touring Cars
RACE 3 - QUALIFYING LAP ANALYSIS - Silverstone - 25-27 July 2014

1	Furiani	Alfa Romeo Giulia Sprint GTA
1 - X:00.000	6 - 2:33.444	
2 - 2:38.126	7 - 9:16.434	
3 - 2:34.657	8 - 2:38.965	
4 - 2:34.484	9 - 2:43.056	
5 - 2:34.272	10 - 2:36.776	
8	Wakeman/Galliers-Pratt	Austin Mini Cooper S
1 - X:00.000	6 - 4:30.345	
2 - 2:59.831	7 - 2:47.325	
3 - 2:58.600	8 - 2:44.487	
4 - 2:56.478	9 - 2:48.340	
5 - 2:53.516	10 - 2:51.642	
13	Wolfe/Hall	Ford Lotus Cortina
1 - X:00.000	6 - 2:36.708	
2 - 2:36.487		
3 - 2:36.319		
4 - 2:38.598		
5 - 4:32.188		
15	Churchill/Baldwin	Austin Mini Cooper S
1 - X:00.000	6 - 4:17.145	11 - 2:40.070
2 - 2:45.449	7 - 2:45.110	
3 - 2:45.933	8 - 2:41.267	
4 - 2:45.285	9 - 2:40.966	
5 - 2:44.202	10 - 2:40.575	
16	Tomlin/Stretton	Ford Lotus Cortina
1 - X:00.000	6 - 2:33.837	11 - 2:34.860
2 - 2:40.522	7 - 2:35.169	
3 - 2:37.289	8 - 2:35.520	
4 - 4:20.306	9 - 2:46.144	
5 - 2:35.358	10 - 2:45.271	
20	Hunt/Blakeney-Edwards	Morris Mini Cooper S
1 - X:00.000		
2 - 2:47.713		

*Cars 31, 34, 42, 45 require working transponders - Regulation Q.12.2.1 refers, a 30 second penalty will be applied if not working in the race. **Car 49 needs legible competition number. Silverstone
 Circuit Length = 3.6400 miles.
 Start: 10:54 End: 11:24

Sir John Whitmore Trophy for Under 2 Litre Touring Cars
RACE 3 - QUALIFYING LAP ANALYSIS - Silverstone - 25-27 July 2014
 (contd.)

27	Stortoni	Austin Mini Cooper S
1 - X:00.000	6 - 2:42.473	11 - 2:58.135
2 - 2:47.113	7 - 2:43.536	
3 - 2:44.579	8 - 2:43.262	
4 - 2:43.652	9 - 2:54.934	
5 - 2:43.339	10 - 3:03.976	
28	Erwin/Dick	Alfa Romeo Giulia Ti Super
1 - X:00.000	6 - 2:59.998	
2 - 3:05.269	7 - 3:01.403	
3 - 3:00.479	8 - 3:02.741	
4 - X:00.000		
5 - 3:03.273		
29	Parsons/Manson	Morris Mini Cooper S
1 - X:00.000	6 - 2:54.025	
2 - 2:51.280	7 - 2:52.297	
3 - 2:48.029	8 - 2:50.384	
4 - 2:53.204		
5 - 5:15.427		
31	Lynn/Haddon*	Ford Lotus Cortina
1 - X:00.000	6 - 2:38.707	
2 - 2:42.314	7 - 5:00.363	
3 - 2:37.210	8 - 2:42.377	
4 - 2:37.101	9 - 2:40.708	
5 - 2:37.317	10 - 2:39.102	
33	Lawley/Smith	Alfa Romeo GTA
1 - X:00.000	6 - 4:18.009	11 - 2:38.359
2 - 2:44.248	7 - 2:39.979	
3 - 2:42.232	8 - 2:38.701	
4 - 2:40.678	9 - 2:39.421	
5 - 2:38.935	10 - 2:38.666	
34	Gordon*	Alfa Romeo Giulietta ti
1 - X:00.000	6 - 4:10.635	
2 - 3:00.258	7 - 2:55.157	
3 - 2:58.229	8 - 2:52.831	
4 - 2:55.526	9 - 2:51.887	
5 - 2:53.727	10 - 2:55.008	

*Cars 31, 34, 42, 45 require working transponders - Regulation Q.12.2.1 refers, a 30 second penalty will be applied if not working in the race. **Car 49 needs legible competition number. Silverstone
 Circuit Length = 3.6400 miles.
 Start: 10:54 End: 11:24

Sir John Whitmore Trophy for Under 2 Litre Touring Cars
RACE 3 - QUALIFYING LAP ANALYSIS - Silverstone - 25-27 July 2014
 (contd.)

39	Mitchell/Campbell	Alfa Romeo Giulia Sprint GT	
1 - X:00.000	6 - 4:31.589		
2 - 3:04.267	7 - 2:58.315		
3 - 2:58.364	8 - 2:58.196		
4 - 2:57.279	9 - 2:56.630		
5 - 2:57.228	10 - 2:56.940		
42	Ellis/Huff*	Austin Mini Cooper S	
1 - X:00.000	6 - 2:47.239		
2 - 2:48.292	7 - 2:44.749		
3 - 2:41.430			
4 - 2:52.812			
5 - X:00.000			
45	Spiers*	Ford Lotus Cortina	
1 - X:00.000	6 - 2:47.264		
2 - 2:46.571	7 - 2:42.972		
3 - 2:45.009	8 - 2:43.337		
4 - 2:44.439	9 - 2:43.582		
5 - 2:44.241	10 - 2:42.792		
49	McInerney**	BMW 1800 Ti SA	
1 - X:00.000	6 - 2:40.812		
2 - 2:42.677	7 - 2:42.187		
3 - 2:42.734	8 - 2:42.807		
4 - 2:43.062	9 - 2:41.914		
5 - 5:37.596	10 - 2:57.429		
52	Brown/Dutton	Ford Lotus Cortina	
1 - X:00.000	6 - 3:43.939	11 - 2:35.212	
2 - 2:38.356	7 - 2:37.653	12 - 2:34.449	
3 - 2:36.853	8 - 2:35.834		
4 - 2:37.034	9 - 2:36.162		
5 - 2:36.081	10 - 2:34.941		
59	Beebee/Beebee	Austin Mini Cooper S	
1 - X:00.000	6 - 2:43.600		
2 - 2:47.634			
3 - 2:56.453			
4 - 2:45.199			
5 - 2:40.089			

*Cars 31, 34, 42, 45 require working transponders - Regulation Q.12.2.1 refers, a 30 second penalty will be applied if not working in the race. **Car 49 needs legible competition number. Silverstone
 Circuit Length = 3.6400 miles.
 Start: 10:54 End: 11:24

Sir John Whitmore Trophy for Under 2 Litre Touring Cars
RACE 3 - QUALIFYING LAP ANALYSIS - Silverstone - 25-27 July 2014
 (contd.)

62	Wilwert/Mailliet	Alfa Romeo Giulia TI Super		
1 -	X:00.000	6 -	2:52.094	
2 -	2:56.304	7 -	4:15.260	
3 -	2:53.473	8 -	3:00.800	
4 -	2:53.729	9 -	2:57.223	
5 -	2:51.711	10 -	2:56.480	
63	Tromans/Meaden	Ford Lotus Cortina		
1 -	X:00.000	6 -	2:34.329	
2 -	2:36.695	7 -	2:33.783	
3 -	2:35.612	8 -	2:33.004	
4 -	2:35.647	9 -	2:33.572	
5 -	3:44.401	10 -	2:38.477	
66	Lund/Strommen	Ford Lotus Cortina		
1 -	X:00.000	6 -	2:43.286	11 - 2:42.482
2 -	2:44.437	7 -	4:05.344	
3 -	2:43.502	8 -	2:45.252	
4 -	2:42.494	9 -	2:45.019	
5 -	2:42.802	10 -	2:44.635	
69	Avill/Hyett	Ford Lotus Cortina		
1 -	X:00.000	6 -	2:42.112	11 - 2:40.476
2 -	2:39.907	7 -	2:40.354	
3 -	2:41.160	8 -	2:40.735	
4 -	2:41.627	9 -	2:41.398	
5 -	4:05.294	10 -	2:38.812	
70	Kremer	Ford Lotus Cortina		
1 -	X:00.000	6 -	2:37.225	11 - 2:37.444
2 -	2:40.152	7 -	2:35.755	
3 -	2:37.467	8 -	2:49.143	
4 -	2:37.938	9 -	6:25.791	
5 -	2:35.675	10 -	2:41.171	
74	Wright/Gans	Alfa Romeo Giulia GTA		
1 -	X:00.000	6 -	2:44.393	11 - 2:41.013
2 -	2:44.916	7 -	2:42.667	
3 -	2:42.390	8 -	2:41.432	
4 -	2:44.294	9 -	2:41.291	
5 -	4:49.590	10 -	2:40.096	

*Cars 31, 34, 42, 45 require working transponders - Regulation Q.12.2.1 refers, a 30 second penalty will be applied if not working in the race. **Car 49 needs legible competition number. Silverstone
 Circuit Length = 3.6400 miles.
 Start: 10:54 End: 11:24

Sir John Whitmore Trophy for Under 2 Litre Touring Cars
RACE 3 - QUALIFYING LAP ANALYSIS - Silverstone - 25-27 July 2014
 (contd.)

76	Ostbrathen/Thorbjornsen	Ford Lotus Cortina
1 - X:00.000	6 - 2:54.268	
2 - 3:06.982	7 - 2:54.225	
3 - 3:03.785	8 - 2:56.471	
4 - 2:59.471	9 - 2:58.468	
5 - 4:50.076	10 - 2:56.506	
79	Jones	Ford Lotus Cortina Mk1
1 - X:00.000	6 - 2:33.960	11 - 2:36.946
2 - 2:35.463	7 - 4:35.120	
3 - 2:34.902	8 - 2:38.930	
4 - 2:34.380	9 - 2:55.751	
5 - 2:53.144	10 - 2:35.112	
84	Merry	Alfa Romeo Giulia Sprint GTA
1 - X:00.000	6 - 3:48.328	11 - 2:43.719
2 - 2:46.104	7 - 2:42.362	
3 - 2:44.900	8 - 2:46.090	
4 - 2:47.225	9 - 2:43.483	
5 - 2:43.489	10 - 2:43.582	
85	Bennett/Clayson	Alfa Romeo Giulia Sprint GTA
1 - X:00.000		
89	Banks/Banks	Alfa Romeo Giulia Sprint GTA
1 - X:00.000	6 - 2:35.721	11 - 2:35.236
2 - 2:38.358	7 - 3:45.633	
3 - 2:38.163	8 - 2:37.658	
4 - 2:36.131	9 - 2:36.276	
5 - 2:39.152	10 - 2:35.416	
91	Berg/Haugland	Ford Lotus Cortina Mk1
1 - X:00.000	6 - 2:39.471	11 - 2:38.628
2 - 2:42.095	7 - 2:38.294	
3 - 2:40.284	8 - 2:38.428	
4 - 2:40.820	9 - 2:38.076	
5 - 4:02.418	10 - 2:38.461	

*Cars 31, 34, 42, 45 require working transponders - Regulation Q.12.2.1 refers, a 30 second penalty will be applied if not working in the race. **Car 49 needs legible competition number. Silverstone
 Circuit Length = 3.6400 miles.
 Start: 10:54 End: 11:24

Sir John Whitmore Trophy for Under 2 Litre Touring Cars
RACE 3 - QUALIFYING LAP ANALYSIS - Silverstone - 25-27 July 2014
 (contd.)

93	Dunham/Owen	Ford Lotus Cortina Mk1
1 - X:00.000	6 - 2:37.111	
2 - 2:44.987	7 - 2:39.490	
3 - 2:42.456	8 - 2:38.308	
4 - 2:40.181	9 - 2:39.190	
5 - 4:41.963	10 - 2:37.757	
100	Shaw/Oliver	BMW 1800 TiSA
1 - X:00.000	6 - 4:06.420	11 - 2:37.848
2 - 2:37.041	7 - 2:36.478	12 - 2:35.166
3 - 2:35.878	8 - 2:36.109	
4 - 2:35.842	9 - 2:35.264	
5 - 2:34.957	10 - 2:35.575	
148	James/Taft	BMW 1800 Ti
1 - X:00.000	6 - 2:36.837	11 - 2:54.854
2 - 2:37.984	7 - 4:48.551	
3 - 2:35.758	8 - 3:00.219	
4 - 2:35.688	9 - 2:55.643	
5 - 2:35.685	10 - 2:54.099	
152	Sheddon/Neal	Ford Lotus Cortina
1 - X:00.000	6 - X:00.000	
2 - 2:32.983	7 - 2:42.521	
3 - 2:32.121	8 - 2:33.664	
4 - 2:32.355	9 - 2:32.447	
5 - 2:32.115		
161	Letts/Letts	Ford Lotus Cortina
1 - X:00.000	6 - 2:37.456	11 - 2:42.329
2 - 2:40.071	7 - 2:37.378	
3 - 2:37.801	8 - 4:07.678	
4 - 2:37.956	9 - 2:44.474	
5 - 2:38.099	10 - 2:41.867	
176	Swift/Arcott	Morris Mini Cooper S
1 - X:00.000	6 - 2:50.594	11 - 2:45.116
2 - 2:41.103	7 - 2:48.471	
3 - 2:38.918	8 - 2:47.171	
4 - 2:37.966	9 - 2:45.866	
5 - 4:02.819	10 - 3:06.454	

*Cars 31, 34, 42, 45 require working transponders - Regulation Q.12.2.1 refers, a 30 second penalty will be applied if not working in the race. **Car 49 needs legible competition number. Silverstone
 Circuit Length = 3.6400 miles.
 Start: 10:54 End: 11:24

Sir John Whitmore Trophy for Under 2 Litre Touring Cars
RACE 3 - QUALIFYING LAP ANALYSIS - Silverstone - 25-27 July 2014
 (contd.)

179	Martin			Ford Cortina
1 - X:00.000	6 - 2:45.981	11 - 2:57.483		
2 - 2:48.716	7 - 2:43.942			
3 - 2:48.711	8 - 2:43.943			
4 - 2:45.424	9 - 2:46.710			
5 - 2:43.679	10 - 2:45.470			

*Cars 31, 34, 42, 45 require working transponders - Regulation Q.12.2.1 refers, a 30 second penalty will be applied if not working in the race. **Car 49 needs legible competition number. Silverstone
 Circuit Length = 3.6400 miles.
 Start: 10:54 End: 11:24

Sir John Whitmore Trophy for Under 2 Litre Touring Cars

RACE 3 - GRID - Silverstone - 25-27 July 2014

ROW 19	85	Bennett/Clayson	
ROW 18	39	Mitchell/Campbell	28 Erwin/Dick
ROW 17	34	Gordon*	76 Ostbrathen/Thorbjornsen
ROW 16	29	Parsons/Manson	62 Wilwert/Mailliet
ROW 15	8	Wakeman/Galliers-Pratt	20 Hunt/Blakeney-Edwards
ROW 14	45	Spiers*	179 Martin
ROW 13	27	Stortoni	66 Lund/Strommen
ROW 12	42	Ellis/Huff*	84 Merry
ROW 11	74	Wright/Gans	49 McInerney**
ROW 10	15	Churchill/Baldwin	59 Beebee/Beebee
ROW 9	33	Lawley/Smith	69 Avill/Hyett
ROW 8	176	Swift/Arcott	91 Berg/Haugland
ROW 7	93	Dunham/Owen	161 Letts/Letts
ROW 6	13	Wolfe/Hall	31 Lynn/Haddon*
ROW 5	70	Kremer	148 James/Taft
ROW 4	100	Shaw/Oliver	89 Banks/Banks
ROW 3	79	Jones	52 Brown/Dutton
ROW 2	1	Furiani	16 Tomlin/Stretton
ROW 1	152	Sheddon/Neal	63 Tromans/Meaden

POLE

*Cars 31, 34, 42, 45 require working transponders - Regulation Q.12.2.1 refers, a 30 second Silverstone penalty will be applied if not working in the race. **Car 49 needs legible competition number. Circuit Length = 3.6400 miles. These results are provisional until the conclusion of any judicial and technical matters. Start: 10:54 End: 11:24

Clerk of the Course:

Timekeeper:

Sir John Whitmore Trophy for Under 2 Litre Touring Cars
RACE 3 - AMENDED CLASSIFICATION - Silverstone - 25-27 July 2014

POS	NO	CL	DRIVER(S)	CAR	TIME	LAPS	GAP	MPH	BEST
1	63	C	Meaden/Tromans	Ford Lotus Cortina	52:30.262	20		83.09	2:32.247
2	52	C	Brown/Dutton	Ford Lotus Cortina	52:52.915	20	22.653	82.50	2:34.223
3	89	C	Banks/Banks	Alfa Romeo Giulia Sprint GTA	52:56.413	20	26.151	82.41	2:35.467
4	100	D	Shaw/Oliver	BMW 1800 TiSA	53:00.077	20	29.815	82.31	2:34.967
5	70	C	Kremer	Ford Lotus Cortina	53:26.061	20	55.799	81.65	2:34.750
6	16	C	Tomlin/Stretton	Ford Lotus Cortina	53:31.484	20	1:01.222	81.51	2:34.863
7	33	C	Smith/Lawley	Alfa Romeo GTA	53:48.139	20	1:17.877	81.09	2:36.184
8	69	C	Avill/Hyett	Ford Lotus Cortina	54:07.766	20	1:37.504	80.60	2:36.244
9	31	C	Haddon/Lynn	Ford Lotus Cortina	54:09.493	20	1:39.231	80.56	2:36.435
10	93	C	Owen/Dunham	Ford Lotus Cortina Mk1	54:26.642	20	1:56.380	80.13	2:35.932
11	161	C	Letts/Letts	Ford Lotus Cortina	54:55.777	20	2:25.515	79.42	2:36.422
12	74	C	Wright/Gans	Alfa Romeo Giulia GTA	54:56.055	20	2:25.793	79.42	2:39.602
13	59	B	Beebee	Austin Mini Cooper S	54:59.526	20	2:29.264	79.33	2:38.830
14	15	B	Baldwin/Churchill	Austin Mini Cooper S	55:07.323	20	2:37.061	79.15	2:41.237
15	79	C	Jones	Ford Lotus Cortina Mk1	51:28.101	19	1 LAP	80.52	2:34.805
16	66	C	Strommen/Lund	Ford Lotus Cortina	52:57.880	19	1 LAP	78.25	2:41.476
17	20	B	Hunt/Blakeney-Edwards	Morris Mini Cooper S	53:07.100	19	1 LAP	78.02	2:42.984
18	45	C	Spiers	Ford Lotus Cortina	53:12.759	19	1 LAP	77.88	2:41.102
19	179	C	Martin	Ford Cortina	53:14.027	19	1 LAP	77.85	2:41.662
20	84	C	Merry	Alfa Romeo Giulia Sprint GTA	53:36.774	19	1 LAP	77.30	2:40.865
21	8	B	Galliers-Pratt/Wakeman	Austin Mini Cooper S	53:51.125	19	1 LAP	76.96	2:44.647
22	148	D	Taft/James	BMW 1800 Ti	54:40.037	19	1 LAP	75.81	2:38.027
23	176	B	Swift/Arscott	Morris Mini Cooper S	54:55.231	19	1 LAP	75.46	2:37.778
24	62	C	Mailliet/Wilwert	Alfa Romeo Giulia Ti Super	52:55.227	18	2 LAPS	74.19	2:48.585
25	39	C	Mitchell/Campbell	Alfa Romeo Giulia Sprint GT	53:19.428	18	2 LAPS	73.62	2:51.634
26	34	INV	Gordon	Alfa Romeo Giulietta ti	53:31.238	18	2 LAPS	73.35	2:51.513
27	76	C	Ostbrathen/Thorbjornsen	Ford Lotus Cortina	53:56.809	18	2 LAPS	72.77	2:49.371
28	28	C	Dick/Erwin	Alfa Romeo Giulia Ti Super	54:53.381	18	2 LAPS	71.52	2:54.929

NOT CLASSIFIED

1	C	Furiani	Alfa Romeo Giulia Sprint GTA	39:51.593	15	D.N.F.	82.06	2:33.803
42	B	Huff/Ellis	Austin Mini Cooper S	45:12.842	15	D.N.F.	72.34	2:39.478
29	B	Manson/Parsons	Morris Mini Cooper S	45:18.271	15	D.N.F.	72.20	2:42.499
152	C	Shedden/Neal	Ford Lotus Cortina	35:54.988	14	D.N.F.	84.99	2:31.961
27	B	Stortoni	Austin Mini Cooper S	42:15.250	14	D.N.F.	72.24	2:40.991
85	C	Bennett/Clayson	Alfa Romeo Giulia Sprint GTA	54:24.584	14	N.C.F.	56.10	2:54.904
49	D	McInerney	BMW 1800 Ti SA	27:03.461	10	D.N.F.	80.53	2:39.379
91	C	Haugland/Berg	Ford Lotus Cortina Mk1	52:45.417	10	N.C.F.	41.30	2:36.086
13	C	Wolfe/Hall	Ford Lotus Cortina	17:12.052	6	D.N.F.	75.89	2:35.779

FASTEST LAP

152	C	Shedden/Neal	Ford Lotus Cortina	2:31.961	2	86.23mph	138.77kph
100	D	Shaw/Oliver	BMW 1800 TiSA	2:34.967	2	84.56mph	136.08kph
176	B	Swift/Arscott	Morris Mini Cooper S	2:37.778	9	83.05mph	133.66kph
34	INV	Gordon	Alfa Romeo Giulietta ti	2:51.513	6	76.40mph	122.95kph

Cars 49, 59 & 148 - 5 second penalty, Regulation Q14.5 refers.
 Weather/Track: Sun/Dry

Silverstone
 Circuit Length = 3.6400 miles.
 Start: 10:32 End: 11:24

Clerk of the Course:	Timekeeper:
----------------------	-------------

Sir John Whitmore Trophy for Under 2 Litre Touring Cars
RACE 3 - LAP ANALYSIS - Silverstone - 25-27 July 2014

1	Furiani	Alfa Romeo Giulia Sprint GTA					
1 -	2:37.158	6 -	2:35.866	11 -	3:33.747		
2 -	2:33.803	7 -	2:35.064	12 -	2:34.926		
3 -	2:35.124	8 -	2:35.727	13 -	2:34.477		
4 -	2:35.520	9 -	2:35.579	14 -	2:36.762		
5 -	2:35.654	10 -	2:36.874	15 -	2:35.312		
8	Galliers-Pratt/Wakeman	Austin Mini Cooper S					
1 -	2:59.194	6 -	2:47.084	11 -	2:44.647	16 -	2:46.694
2 -	2:49.712	7 -	2:47.429	12 -	2:45.480	17 -	2:45.596
3 -	2:49.292	8 -	3:38.311	13 -	2:45.384	18 -	2:46.149
4 -	2:49.374	9 -	2:46.207	14 -	2:46.726	19 -	2:45.474
5 -	2:47.825	10 -	2:45.404	15 -	2:45.143		
13	Wolfe/Hall	Ford Lotus Cortina					
1 -	2:44.219	6 -	2:40.595				
2 -	2:52.257						
3 -	3:41.274						
4 -	2:37.928						
5 -	2:35.779						
15	Baldwin/Churchill	Austin Mini Cooper S					
1 -	2:51.369	6 -	2:41.943	11 -	2:42.841	16 -	2:41.535
2 -	2:42.239	7 -	2:42.154	12 -	2:41.237	17 -	2:41.537
3 -	2:41.435	8 -	2:42.349	13 -	2:41.672	18 -	2:41.694
4 -	2:41.698	9 -	3:39.069	14 -	2:42.770	19 -	2:41.856
5 -	2:42.232	10 -	2:42.864	15 -	2:41.497	20 -	2:43.332
16	Tomlin/Stretton	Ford Lotus Cortina					
1 -	2:39.561	6 -	2:57.281	11 -	2:36.161	16 -	2:36.478
2 -	2:37.629	7 -	2:37.495	12 -	2:36.138	17 -	2:36.042
3 -	2:35.855	8 -	2:38.033	13 -	2:34.863	18 -	2:36.417
4 -	2:37.296	9 -	3:27.663	14 -	2:35.224	19 -	2:37.796
5 -	2:38.515	10 -	2:37.629	15 -	2:37.659	20 -	2:37.749
20	Hunt/Blakeney-Edwards	Morris Mini Cooper S					
1 -	2:53.483	6 -	2:42.984	11 -	3:37.263	16 -	2:44.039
2 -	2:45.836	7 -	2:44.729	12 -	2:45.047	17 -	2:43.063
3 -	2:43.803	8 -	2:44.243	13 -	2:44.932	18 -	2:43.263
4 -	2:43.186	9 -	2:44.393	14 -	2:44.089	19 -	2:49.601
5 -	2:44.455	10 -	2:44.358	15 -	2:44.333		

Weather/Track: Sun/Dry

www.mstworld.com

Page 1 of 7

Silverstone
Circuit Length = 3.6400 miles.
Start: 10:32 End: 11:24

Printed - 11:28 Saturday, 26 July 2014

Sir John Whitmore Trophy for Under 2 Litre Touring Cars
RACE 3 - LAP ANALYSIS - Silverstone - 25-27 July 2014
 (contd.)

27	Stortoni	Austin Mini Cooper S			
1 -	5:44.915	6 -	2:41.995	11 -	2:42.394
2 -	2:41.182	7 -	2:42.020	12 -	2:41.763
3 -	2:40.991	8 -	2:41.541	13 -	2:41.873
4 -	2:41.131	9 -	2:41.721	14 -	3:08.353
5 -	2:41.810	10 -	3:43.561		
28	Dick/Erwin	Alfa Romeo Giulia Ti Super			
1 -	3:08.652	6 -	2:56.262	11 -	2:56.936
2 -	2:58.858	7 -	2:58.385	12 -	2:57.336
3 -	2:57.917	8 -	2:55.715	13 -	2:58.347
4 -	2:56.741	9 -	4:23.985	14 -	2:57.633
5 -	2:54.929	10 -	3:00.823	15 -	2:57.101
29	Manson/Parsons	Morris Mini Cooper S			
1 -	2:56.701	6 -	2:47.828	11 -	2:43.095
2 -	2:48.068	7 -	2:47.300	12 -	2:43.564
3 -	2:48.985	8 -	2:46.338	13 -	2:42.499
4 -	2:50.079	9 -	4:01.237	14 -	5:06.828
5 -	2:48.317	10 -	2:43.876	15 -	2:43.556
31	Haddon/Lynn	Ford Lotus Cortina			
1 -	2:43.004	6 -	2:37.077	11 -	2:37.696
2 -	2:38.615	7 -	2:38.730	12 -	3:52.813
3 -	2:38.318	8 -	2:37.157	13 -	2:41.579
4 -	2:36.435	9 -	2:36.977	14 -	2:39.554
5 -	2:36.653	10 -	2:37.956	15 -	2:38.560
				20 -	2:38.984
33	Smith/Lawley	Alfa Romeo GTA			
1 -	2:48.093	6 -	2:36.583	11 -	2:40.591
2 -	2:39.333	7 -	2:36.880	12 -	2:39.089
3 -	2:36.447	8 -	2:37.636	13 -	2:39.044
4 -	2:36.222	9 -	2:36.184	14 -	2:39.142
5 -	2:36.687	10 -	3:29.196	15 -	2:38.931
				20 -	2:40.384
34	Gordon	Alfa Romeo Giulietta ti			
1 -	3:05.060	6 -	2:51.513	11 -	2:54.005
2 -	2:55.395	7 -	2:51.813	12 -	2:55.281
3 -	2:54.485	8 -	2:52.442	13 -	2:55.078
4 -	2:51.695	9 -	2:53.892	14 -	2:53.409
5 -	2:52.023	10 -	4:06.796	15 -	2:55.192

Weather/Track: Sun/Dry

www.mstworld.com

Page 2 of 7

Silverstone
 Circuit Length = 3.6400 miles.
 Start: 10:32 End: 11:24

Printed - 11:28 Saturday, 26 July 2014

Sir John Whitmore Trophy for Under 2 Litre Touring Cars
RACE 3 - LAP ANALYSIS - Silverstone - 25-27 July 2014
 (contd.)

39	Mitchell/Campbell	Alfa Romeo Giulia Sprint GT					
1 -	3:02.501	6 -	2:53.555	11 -	2:51.634	16 -	2:53.696
2 -	2:52.194	7 -	2:53.231	12 -	2:54.732	17 -	2:52.331
3 -	2:52.940	8 -	4:04.283	13 -	2:55.211	18 -	2:53.183
4 -	2:53.415	9 -	2:54.558	14 -	2:52.053		
5 -	2:53.540	10 -	2:54.081	15 -	2:52.290		
42	Huff/Ellis	Austin Mini Cooper S					
1 -	2:47.159	6 -	2:42.329	11 -	2:45.462		
2 -	2:40.438	7 -	2:42.701	12 -	2:44.294		
3 -	2:40.296	8 -	2:43.308	13 -	2:45.426		
4 -	2:39.478	9 -	2:42.054	14 -	2:44.830		
5 -	2:40.843	10 -	7:08.771	15 -	2:45.453		
45	Spiers	Ford Lotus Cortina					
1 -	2:52.637	6 -	2:41.578	11 -	2:43.326	16 -	2:43.780
2 -	2:45.815	7 -	2:42.442	12 -	2:43.767	17 -	2:41.102
3 -	2:45.847	8 -	2:42.909	13 -	4:07.829	18 -	2:41.979
4 -	2:43.467	9 -	2:42.649	14 -	2:44.819	19 -	2:42.621
5 -	2:42.572	10 -	2:41.633	15 -	2:41.987		
49	McInerney	BMW 1800 Ti SA					
1 -	2:47.299	6 -	2:40.827				
2 -	2:41.697	7 -	2:45.346				
3 -	2:41.034	8 -	2:40.826				
4 -	2:39.379	9 -	2:40.681				
5 -	2:39.849	10 -	2:41.523				
52	Brown/Dutton	Ford Lotus Cortina					
1 -	2:40.452	6 -	2:35.657	11 -	2:36.275	16 -	2:35.681
2 -	2:35.497	7 -	2:35.260	12 -	2:34.844	17 -	2:36.589
3 -	2:35.108	8 -	2:44.473	13 -	2:34.560	18 -	2:35.873
4 -	2:35.490	9 -	3:22.633	14 -	2:35.761	19 -	2:35.541
5 -	2:34.223	10 -	2:35.576	15 -	2:36.621	20 -	2:36.801
59	Beebee	Austin Mini Cooper S					
1 -	2:47.296	6 -	2:40.304	11 -	3:48.010	16 -	2:41.519
2 -	2:40.489	7 -	2:40.079	12 -	2:43.053	17 -	2:41.442
3 -	2:39.113	8 -	2:39.602	13 -	2:43.354	18 -	2:41.979
4 -	2:38.830	9 -	2:40.088	14 -	2:41.282	19 -	2:43.466
5 -	2:39.320	10 -	2:40.581	15 -	2:41.491	20 -	2:43.228

Weather/Track: Sun/Dry

www.mstworld.com

Page 3 of 7

Silverstone
 Circuit Length = 3.6400 miles.
 Start: 10:32 End: 11:24

Printed - 11:28 Saturday, 26 July 2014

Sir John Whitmore Trophy for Under 2 Litre Touring Cars
RACE 3 - LAP ANALYSIS - Silverstone - 25-27 July 2014
 (contd.)

62	Mailliet/Wilwert	Alfa Romeo Giulia TI Super					
1 -	3:04.760	6 -	2:51.550	11 -	2:51.527	16 -	2:48.585
2 -	2:56.275	7 -	2:50.949	12 -	2:59.055	17 -	2:49.183
3 -	2:56.395	8 -	2:52.802	13 -	2:51.415	18 -	2:53.166
4 -	2:51.991	9 -	3:56.217	14 -	2:49.902		
5 -	2:51.381	10 -	2:50.602	15 -	2:49.472		
63	Meaden/Tromans	Ford Lotus Cortina					
1 -	2:36.333	6 -	2:33.342	11 -	2:34.159	16 -	3:32.757
2 -	2:32.247	7 -	2:34.880	12 -	2:34.573	17 -	2:37.919
3 -	2:32.392	8 -	2:33.956	13 -	2:33.597	18 -	2:36.839
4 -	2:33.634	9 -	2:33.670	14 -	2:35.321	19 -	2:36.108
5 -	2:33.608	10 -	2:32.955	15 -	2:35.962	20 -	2:36.010
66	Strommen/Lund	Ford Lotus Cortina					
1 -	2:50.064	6 -	2:41.520	11 -	2:46.877	16 -	2:42.780
2 -	2:42.202	7 -	3:36.402	12 -	2:45.775	17 -	2:43.110
3 -	2:41.476	8 -	2:44.168	13 -	2:45.440	18 -	2:44.078
4 -	2:42.242	9 -	2:48.594	14 -	2:45.231	19 -	2:44.694
5 -	2:42.518	10 -	2:45.826	15 -	2:44.883		
69	Avill/Hyett	Ford Lotus Cortina					
1 -	2:44.924	6 -	2:37.125	11 -	2:42.078	16 -	2:39.594
2 -	2:38.453	7 -	2:38.822	12 -	2:40.347	17 -	2:39.102
3 -	2:37.119	8 -	2:36.687	13 -	2:39.621	18 -	2:40.125
4 -	2:36.244	9 -	3:37.960	14 -	2:38.154	19 -	2:45.121
5 -	2:37.286	10 -	2:39.218	15 -	2:39.075	20 -	2:40.711
70	Kremer	Ford Lotus Cortina					
1 -	2:43.151	6 -	2:35.388	11 -	2:37.019	16 -	2:39.366
2 -	2:35.291	7 -	2:36.993	12 -	2:38.186	17 -	2:37.586
3 -	2:34.750	8 -	2:37.649	13 -	2:37.776	18 -	2:37.407
4 -	2:37.274	9 -	2:36.391	14 -	3:34.960	19 -	2:37.302
5 -	2:36.190	10 -	2:36.322	15 -	2:40.180	20 -	2:36.880
74	Wright/Gans	Alfa Romeo Giulia GTA					
1 -	2:50.770	6 -	2:41.548	11 -	2:42.543	16 -	2:40.511
2 -	2:41.904	7 -	2:41.862	12 -	2:40.625	17 -	2:42.079
3 -	2:41.509	8 -	2:41.344	13 -	2:40.129	18 -	2:40.985
4 -	2:42.164	9 -	2:42.833	14 -	2:39.602	19 -	2:41.860
5 -	2:43.917	10 -	3:38.120	15 -	2:39.811	20 -	2:41.939

Weather/Track: Sun/Dry

www.mstworld.com

Page 4 of 7

Silverstone
 Circuit Length = 3.6400 miles.
 Start: 10:32 End: 11:24

Printed - 11:28 Saturday, 26 July 2014

Sir John Whitmore Trophy for Under 2 Litre Touring Cars
RACE 3 - LAP ANALYSIS - Silverstone - 25-27 July 2014
 (contd.)

76	Ostbrathen/Thorbjornsen	Ford Lotus Cortina					
1 -	3:04.307	6 -	2:56.753	11 -	2:53.628	16 -	2:52.669
2 -	2:55.801	7 -	2:58.898	12 -	2:51.882	17 -	2:49.371
3 -	3:14.724	8 -	2:54.875	13 -	2:53.096	18 -	2:49.821
4 -	2:57.852	9 -	4:04.448	14 -	2:54.250		
5 -	2:57.628	10 -	2:55.359	15 -	2:51.447		
79	Jones	Ford Lotus Cortina Mk1					
1 -	2:39.759	6 -	2:35.468	11 -	4:01.538	16 -	2:38.816
2 -	2:34.805	7 -	2:35.197	12 -	2:40.676	17 -	2:37.870
3 -	2:34.806	8 -	2:35.797	13 -	2:38.616	18 -	2:40.838
4 -	2:35.688	9 -	2:41.374	14 -	2:38.430	19 -	2:44.765
5 -	2:35.457	10 -	2:40.275	15 -	2:37.926		
84	Merry	Alfa Romeo Giulia Sprint GTA					
1 -	2:56.917	6 -	2:43.760	11 -	2:43.993	16 -	2:42.288
2 -	2:42.038	7 -	2:43.671	12 -	2:42.618	17 -	2:42.557
3 -	2:41.726	8 -	2:42.114	13 -	2:44.576	18 -	2:43.624
4 -	2:43.776	9 -	2:41.655	14 -	2:44.706	19 -	2:42.107
5 -	2:40.865	10 -	4:31.136	15 -	2:42.647		
85	Bennett/Clayson	Alfa Romeo Giulia Sprint GTA					
1 -	3:11.295	6 -	9:27.916	11 -	2:56.161		
2 -	4:29.610	7 -	2:56.704	12 -	2:54.904		
3 -	7:45.497	8 -	2:55.622	13 -	2:56.515		
4 -	2:59.808	9 -	2:55.784	14 -	2:56.173		
5 -	3:02.068	10 -	2:56.527				
89	Banks/Banks	Alfa Romeo Giulia Sprint GTA					
1 -	2:39.992	6 -	2:35.800	11 -	3:15.760	16 -	2:35.467
2 -	2:37.467	7 -	2:36.013	12 -	2:37.284	17 -	2:36.683
3 -	2:36.103	8 -	2:37.413	13 -	2:36.687	18 -	2:36.825
4 -	2:37.398	9 -	2:35.795	14 -	2:38.109	19 -	2:36.962
5 -	2:36.663	10 -	2:36.288	15 -	2:36.965	20 -	2:36.739
91	Haugland/Berg	Ford Lotus Cortina Mk1					
1 -	2:43.698	6 -	X:00.000				
2 -	2:39.106	7 -	2:43.176				
3 -	2:36.086	8 -	2:40.237				
4 -	2:38.989	9 -	2:41.298				
5 -	2:42.837	10 -	2:40.394				

Weather/Track: Sun/Dry

www.mstworld.com

Page 5 of 7

Silverstone
 Circuit Length = 3.6400 miles.
 Start: 10:32 End: 11:24

Printed - 11:28 Saturday, 26 July 2014

Sir John Whitmore Trophy for Under 2 Litre Touring Cars
RACE 3 - LAP ANALYSIS - Silverstone - 25-27 July 2014
 (contd.)

93	Owen/Dunham	Ford Lotus Cortina Mk1					
1 -	2:42.383	6 -	2:37.035	11 -	2:42.712	16 -	2:41.345
2 -	2:37.516	7 -	2:37.503	12 -	2:42.525	17 -	2:46.354
3 -	2:36.274	8 -	2:38.052	13 -	2:41.884	18 -	2:43.944
4 -	2:35.932	9 -	2:38.638	14 -	2:42.549	19 -	2:43.675
5 -	2:37.043	10 -	3:35.927	15 -	2:42.081	20 -	2:43.270
100	Shaw/Oliver	BMW 1800 TiSA					
1 -	2:37.947	6 -	2:35.519	11 -	2:37.954	16 -	2:35.646
2 -	2:34.967	7 -	2:35.363	12 -	3:18.734	17 -	2:36.551
3 -	2:35.469	8 -	2:39.401	13 -	2:37.585	18 -	2:37.070
4 -	2:35.560	9 -	2:36.802	14 -	2:39.123	19 -	2:39.584
5 -	2:35.560	10 -	2:37.094	15 -	2:36.146	20 -	2:38.002
148	Taft/James	BMW 1800 Ti					
1 -	2:42.020	6 -	2:38.592	11 -	2:56.241	16 -	2:55.673
2 -	2:57.941	7 -	2:38.027	12 -	2:56.766	17 -	2:53.940
3 -	2:40.336	8 -	2:38.428	13 -	2:54.304	18 -	2:53.971
4 -	2:38.135	9 -	2:38.570	14 -	2:54.700	19 -	2:52.456
5 -	2:38.549	10 -	4:14.779	15 -	2:51.609		
152	Shedden/Neal	Ford Lotus Cortina					
1 -	2:35.977	6 -	2:34.108	11 -	2:33.813		
2 -	2:31.961	7 -	2:34.248	12 -	2:34.229		
3 -	2:32.707	8 -	2:33.407	13 -	2:34.148		
4 -	2:33.533	9 -	2:33.609	14 -	2:36.278		
5 -	2:33.612	10 -	2:33.358				
161	Letts/Letts	Ford Lotus Cortina					
1 -	2:44.558	6 -	2:36.840	11 -	2:43.900	16 -	2:42.420
2 -	2:40.796	7 -	2:36.520	12 -	2:42.927	17 -	2:43.513
3 -	2:36.505	8 -	2:37.974	13 -	2:46.473	18 -	2:39.786
4 -	2:36.422	9 -	2:37.198	14 -	2:41.559	19 -	2:41.644
5 -	2:36.552	10 -	4:06.260	15 -	2:41.778	20 -	2:42.152
176	Swift/Arscott	Morris Mini Cooper S					
1 -	2:45.032	6 -	2:56.974	11 -	2:47.742	16 -	2:43.303
2 -	2:44.525	7 -	4:54.538	12 -	2:44.835	17 -	2:44.208
3 -	2:38.415	8 -	2:39.523	13 -	2:45.241	18 -	2:42.654
4 -	2:38.068	9 -	2:37.778	14 -	2:44.277	19 -	2:43.383
5 -	2:38.458	10 -	3:42.186	15 -	2:44.091		

Weather/Track: Sun/Dry

www.mstworld.com

Page 6 of 7

Silverstone
 Circuit Length = 3.6400 miles.
 Start: 10:32 End: 11:24

Printed - 11:28 Saturday, 26 July 2014

Sir John Whitmore Trophy for Under 2 Litre Touring Cars
RACE 3 - LAP ANALYSIS - Silverstone - 25-27 July 2014
(contd.)

179	Martin	Ford Cortina		
1 - 2:52.997	6 - 2:46.363	11 - 2:52.118	16 - 2:44.931	
2 - 2:44.282	7 - 2:42.565	12 - 2:43.006	17 - 2:42.418	
3 - 2:42.282	8 - 2:42.991	13 - 3:59.714	18 - 2:41.747	
4 - 2:43.783	9 - 2:42.223	14 - 2:43.979	19 - 2:41.970	
5 - 2:41.662	10 - 2:41.939	15 - 2:43.057		

Sir John Whitmore Trophy for Under 2 Litre Touring Cars
RACE 3 - LAP CHART - Silverstone - 25-27 July 2014

Lap 1			Lap 2			Lap 3			Lap 4			Lap 5		
No	Behind	Laptime	No	Behind	Laptime	No	Behind	Laptime	No	Behind	Laptime	No	Behind	Laptime
152		2:35.977	152		2:31.961	152		2:32.707	152		2:33.533	152		2:33.612
63	0.356	2:36.333	63	0.642	2:32.247	85	1 LAP	4:29.610	63	0.428	2:33.634	63	0.424	2:33.608
1	1.181	2:37.158	1	3.023	2:33.803	63	0.327	2:32.392	1	7.427	2:35.520	1	9.469	2:35.654
100	1.970	2:37.947	100	4.976	2:34.967	1	5.440	2:35.124	100	9.765	2:35.560	100	11.713	2:35.560
16	3.584	2:39.561	79	6.626	2:34.805	100	7.738	2:35.469	79	10.880	2:35.688	79	12.725	2:35.457
79	3.782	2:39.759	52	8.011	2:35.497	79	8.725	2:34.806	52	12.369	2:35.490	52	12.980	2:34.223
89	4.015	2:39.992	16	9.252	2:37.629	52	10.412	2:35.108	16	16.163	2:37.296	70	18.866	2:36.190
52	4.475	2:40.452	89	9.521	2:37.467	16	12.400	2:35.855	70	16.288	2:37.274	89	19.833	2:36.663
148	6.043	2:42.020	70	10.504	2:35.291	70	12.547	2:34.750	89	16.782	2:37.398	16	21.066	2:38.515
93	6.406	2:42.383	93	11.961	2:37.516	89	12.917	2:36.103	93	17.927	2:35.932	93	21.358	2:37.043
31	7.027	2:43.004	31	13.681	2:38.615	93	15.528	2:36.274	31	22.194	2:36.435	31	25.235	2:36.653
70	7.174	2:43.151	91	14.866	2:39.106	91	18.245	2:36.086	69	22.562	2:36.244	69	26.236	2:37.286
91	7.721	2:43.698	69	15.439	2:38.453	31	19.292	2:38.318	91	23.701	2:38.989	161	27.043	2:36.552
13	8.242	2:44.219	161	17.416	2:40.796	69	19.851	2:37.119	161	24.103	2:36.422	33	28.992	2:36.687
161	8.581	2:44.558	33	19.488	2:39.333	161	21.214	2:36.505	33	25.917	2:36.222	91	32.926	2:42.837
69	8.947	2:44.924	42	19.659	2:40.438	33	23.228	2:36.447	59	31.550	2:38.830	176	36.708	2:38.458
176	9.055	2:45.032	59	19.847	2:40.489	59	26.253	2:39.113	176	31.862	2:38.068	59	37.258	2:39.320
42	11.182	2:47.159	49	21.058	2:41.697	42	27.248	2:40.296	42	33.193	2:39.478	42	40.424	2:40.843
49	11.322	2:47.299	176	21.619	2:44.525	176	27.327	2:38.415	49	35.231	2:39.379	49	41.468	2:39.849
59	11.319	2:47.296	66	24.328	2:42.202	49	29.385	2:41.034	66	41.806	2:42.242	148	49.191	2:38.549
33	12.116	2:48.093	74	24.736	2:41.904	66	33.097	2:41.476	74	42.169	2:42.164	66	50.712	2:42.518
66	14.087	2:50.064	15	25.670	2:42.239	74	33.538	2:41.509	15	42.563	2:41.698	15	51.183	2:42.232
74	14.793	2:50.770	13	28.538	2:52.257	15	34.398	2:41.435	148	44.254	2:38.135	74	52.474	2:43.917
15	15.392	2:51.369	179	29.341	2:44.282	179	38.916	2:42.282	179	49.166	2:43.783	179	57.216	2:41.662
45	16.660	2:52.637	45	30.514	2:45.815	148	39.652	2:40.336	84	50.279	2:43.776	84	57.532	2:40.865
179	17.020	2:52.997	84	31.017	2:42.038	84	40.036	2:41.726	20	52.130	2:43.186	27	1 LAP	2:41.131
20	17.506	2:53.483	20	31.381	2:45.836	20	42.477	2:43.803	27	1 LAP	2:40.991	45	1:02.548	2:42.572
29	20.724	2:56.701	148	32.023	2:57.941	45	43.654	2:45.847	45	53.588	2:43.467	20	1:02.973	2:44.455
84	20.940	2:56.917	29	36.831	2:48.068	27	1 LAP	2:41.182	29	1:09.655	2:50.079	29	1:24.360	2:48.317
8	23.217	2:59.194	27	1 LAP	5:44.915	29	53.109	2:48.985	8	1:13.394	2:49.374	8	1:27.607	2:47.825
39	26.524	3:02.501	8	40.968	2:49.712	8	57.553	2:49.292	39	1:26.872	2:53.415	13	1:43.667	2:35.779
76	28.330	3:04.307	39	46.757	2:52.194	39	1:06.990	2:52.940	34	1:32.457	2:51.695	39	1:46.800	2:53.540
62	28.783	3:04.760	76	52.170	2:55.801	34	1:14.295	2:54.485	62	1:35.243	2:51.991	34	1:50.868	2:52.023
34	29.083	3:05.060	34	52.517	2:55.395	62	1:16.785	2:56.395	13	1:41.500	2:37.928	62	1:53.012	2:51.381
28	32.675	3:08.652	62	53.097	2:56.275	28	1:24.782	2:57.917	28	1:47.990	2:56.741	28	2:09.307	2:54.929
85	35.318	3:11.295	28	59.572	2:58.858	76	1:34.187	3:14.724	76	1:58.506	2:57.852	76	2:22.522	2:57.628
						13	1:37.105	3:41.274						

Weather/Track: Sun/Dry

www.mstworld.com

Page 1 of 4

Silverstone
 Circuit Length = 3.6400 miles.
 Start: 10:32 End: 11:24

Printed - 11:28 Saturday, 26 July 2014

Sir John Whitmore Trophy for Under 2 Litre Touring Cars

RACE 3 - LAP CHART - Silverstone - 25-27 July 2014

(contd.)

Lap 6			Lap 7			Lap 8			Lap 9			Lap 10		
No	Behind	Laptime	No	Behind	Laptime	No	Behind	Laptime	No	Behind	Laptime	No	Behind	Laptime
63		2:33.342	152		2:34.248	152		2:33.407	152		2:33.609	152		2:33.358
152	0.342	2:34.108	63	0.290	2:34.880	63	0.839	2:33.956	63	0.900	2:33.670	63	0.497	2:32.955
85	3 LAPS	7:45.497	76	1 LAP	2:56.753	1	14.363	2:35.727	34	1 LAP	2:52.442	1	19.849	2:36.874
1	11.569	2:35.866	1	12.043	2:35.064	79	17.424	2:35.797	62	1 LAP	2:52.802	100	27.162	2:37.094
100	13.466	2:35.519	100	14.239	2:35.363	100	20.233	2:39.401	1	16.333	2:35.579	34	1 LAP	2:53.892
79	14.427	2:35.468	79	15.034	2:35.197	28	1 LAP	2:58.385	100	23.426	2:36.802	79	32.106	2:40.275
52	14.871	2:35.657	52	15.541	2:35.260	52	26.607	2:44.473	8	1 LAP	3:38.311	89	32.412	2:36.288
70	20.488	2:35.388	70	22.891	2:36.993	70	27.133	2:37.649	79	25.189	2:41.374	70	32.879	2:36.322
89	21.867	2:35.800	89	23.290	2:36.013	89	27.296	2:37.413	89	29.482	2:35.795	8	1 LAP	2:46.207
93	24.627	2:37.035	93	27.540	2:37.503	93	32.185	2:38.052	70	29.915	2:36.391	31	44.402	2:37.956
31	28.546	2:37.077	85	3 LAPS	2:59.808	76	1 LAP	2:58.898	93	37.214	2:38.638	176	1 LAP	2:37.778
69	29.595	2:37.125	161	32.047	2:36.520	31	36.436	2:37.157	31	39.804	2:36.977	29	1 LAP	4:01.237
161	30.117	2:36.840	31	32.686	2:38.730	161	36.614	2:37.974	161	40.203	2:37.198	59	1:09.182	2:40.581
33	31.809	2:36.583	69	33.827	2:38.822	69	37.107	2:36.687	33	40.903	2:36.184	52	1:17.849	2:35.576
59	43.796	2:40.304	33	34.099	2:36.880	33	38.328	2:37.636	28	1 LAP	2:55.715	49	1:21.941	2:41.523
16	44.581	2:57.281	16	47.486	2:37.495	176	1 LAP	4:54.538	176	1 LAP	2:39.523	62	1 LAP	3:56.217
49	48.529	2:40.827	59	49.285	2:40.079	16	52.112	2:38.033	76	1 LAP	2:54.875	33	1:36.741	3:29.196
42	48.987	2:42.329	42	57.098	2:42.701	59	55.480	2:39.602	59	1:01.959	2:40.088	93	1:39.783	3:35.927
148	54.017	2:38.592	148	57.454	2:38.027	85	3 LAPS	3:02.068	148	1:07.436	2:38.570	27	1 LAP	2:41.721
66	58.466	2:41.520	49	59.285	2:45.346	148	1:02.475	2:38.428	49	1:13.776	2:40.681	39	1 LAP	2:54.558
15	59.360	2:41.943	15	1:06.924	2:42.154	49	1:06.704	2:40.826	42	1:15.444	2:42.054	179	1:44.567	2:41.939
176	59.916	2:56.974	74	1:07.528	2:41.862	42	1:06.999	2:43.308	52	1:15.631	3:22.633	45	1:45.029	2:41.633
74	1:00.256	2:41.548	27	1 LAP	2:41.995	74	1:15.465	2:41.344	39	1 LAP	4:04.283	69	1:47.318	2:39.218
84	1:07.526	2:43.760	84	1:16.607	2:43.671	15	1:15.866	2:42.349	74	1:24.689	2:42.833	16	1:50.437	2:37.629
27	1 LAP	2:41.810	179	1:17.788	2:42.565	27	1 LAP	2:42.020	27	1 LAP	2:41.541	20	1:54.950	2:44.358
179	1:09.813	2:46.363	45	1:18.212	2:42.442	84	1:25.314	2:42.114	84	1:33.360	2:41.655	161	2:13.105	4:06.260
45	1:10.360	2:41.578	20	1:22.330	2:44.729	179	1:27.372	2:42.991	179	1:35.986	2:42.223	76	1 LAP	4:04.448
20	1:12.191	2:42.984	29	1:51.132	2:47.300	45	1:27.714	2:42.909	45	1:36.754	2:42.649	74	2:29.451	3:38.120
29	1:38.422	2:47.828	8	1:53.764	2:47.429	20	1:33.166	2:44.243	69	1:41.458	3:37.960	15	2:30.832	2:42.864
8	1:40.925	2:47.084	66	2:00.278	3:36.402	29	2:04.063	2:46.338	20	1:43.950	2:44.393			
13	1:50.496	2:40.595	39	2:25.230	2:53.231	66	2:11.039	2:44.168	16	1:46.166	3:27.663			
39	2:06.589	2:53.555	34	2:25.838	2:51.813				15	2:21.326	3:39.069			
34	2:08.615	2:51.513	62	2:27.155	2:50.949				66	2:26.024	2:48.594			
62	2:10.796	2:51.550												
28	2:31.803	2:56.262												

Weather/Track: Sun/Dry

www.mstworld.com

Page 2 of 4

Silverstone
Circuit Length = 3.6400 miles.
Start: 10:32 End: 11:24

Printed - 11:28 Saturday, 26 July 2014

Sir John Whitmore Trophy for Under 2 Litre Touring Cars
RACE 3 - LAP CHART - Silverstone - 25-27 July 2014
 (contd.)

Lap 11			Lap 12			Lap 13			Lap 14			Lap 15		
No	Behind	Laptime	No	Behind	Laptime	No	Behind	Laptime	No	Behind	Laptime	No	Behind	Laptime
152		2:33.813	152		2:34.229	152		2:34.148	63		2:35.321	63		2:35.962
63	0.843	2:34.159	63	1.187	2:34.573	63	0.636	2:33.597	152	0.321	2:36.278	176	2 LAPS	2:45.241
28	2 LAPS	4:23.985	74	1 LAP	2:42.543	74	1 LAP	2:40.625	59	1 LAP	2:43.354	59	1 LAP	2:41.282
66	1 LAP	2:45.826	15	1 LAP	2:42.841	15	1 LAP	2:41.237	39	2 LAPS	2:54.732	161	1 LAP	2:41.559
148	1 LAP	4:14.779	85	6 LAPS	9:27.916	27	2 LAPS	2:42.394	161	1 LAP	2:46.473	62	2 LAPS	2:51.415
100	31.303	2:37.954	76	2 LAPS	2:55.359	66	1 LAP	2:45.775	34	2 LAPS	2:55.281	74	1 LAP	2:39.602
70	36.085	2:37.019	27	2 LAPS	3:43.561	85	6 LAPS	2:56.704	74	1 LAP	2:40.129	15	1 LAP	2:42.770
31	48.285	2:37.696	66	1 LAP	2:46.877	20	1 LAP	2:45.047	15	1 LAP	2:41.672	39	2 LAPS	2:55.211
8	1 LAP	2:45.404	20	1 LAP	3:37.263	76	2 LAPS	2:53.628	27	2 LAPS	2:41.763	34	2 LAPS	2:55.078
84	1 LAP	4:31.136	28	2 LAPS	3:00.823	70	43.670	2:37.776	66	1 LAP	2:45.440	27	2 LAPS	2:41.873
29	1 LAP	2:43.876	148	1 LAP	2:56.241	28	2 LAPS	2:56.936	20	1 LAP	2:44.932	66	1 LAP	2:45.231
89	1:14.359	3:15.760	70	40.042	2:38.186	42	2 LAPS	2:45.462	76	2 LAPS	2:51.882	20	1 LAP	2:44.089
1	1:19.783	3:33.747	42	2 LAPS	7:08.771	148	1 LAP	2:56.766	85	6 LAPS	2:55.622	76	2 LAPS	2:53.096
52	1:20.311	2:36.275	8	1 LAP	2:44.647	8	1 LAP	2:45.480	179	1 LAP	3:59.714	179	1 LAP	2:43.979
33	1:43.519	2:40.591	84	1 LAP	2:43.993	84	1 LAP	2:42.618	45	1 LAP	4:07.829	45	1 LAP	2:44.819
93	1:48.682	2:42.712	100	1:15.808	3:18.734	100	1:19.245	2:37.585	42	2 LAPS	2:44.294	42	2 LAPS	2:45.426
62	1 LAP	2:50.602	29	1 LAP	2:43.095	89	1:19.953	2:36.687	28	2 LAPS	2:57.336	85	6 LAPS	2:55.784
16	1:52.785	2:36.161	89	1:17.414	2:37.284	1	1:20.809	2:34.477	148	1 LAP	2:54.304	1	1:20.964	2:35.312
45	1:54.542	2:43.326	1	1:20.480	2:34.926	52	1:21.338	2:34.560	8	1 LAP	2:45.384	52	1:21.801	2:36.621
69	1:55.583	2:42.078	52	1:20.926	2:34.844	29	1 LAP	2:43.564	52	1:21.142	2:35.761	100	1:22.595	2:36.146
79	1:59.831	4:01.538	33	1:48.379	2:39.089	33	1:53.275	2:39.044	1	1:21.614	2:36.762	89	1:23.108	2:36.965
179	2:02.872	2:52.118	16	1:54.694	2:36.138	16	1:55.409	2:34.863	89	1:22.105	2:38.109	8	1 LAP	2:46.726
39	1 LAP	2:54.081	93	1:56.978	2:42.525	93	2:04.714	2:41.884	100	1:22.411	2:39.123	84	1 LAP	2:44.706
34	1 LAP	4:06.796	69	2:01.701	2:40.347	69	2:07.174	2:39.621	84	1 LAP	2:44.576	28	2 LAPS	2:58.347
176	1 LAP	3:42.186	45	2:04.080	2:43.767	79	2:10.746	2:38.616	29	1 LAP	2:42.499	148	1 LAP	2:54.700
161	2:23.192	2:43.900	79	2:06.278	2:40.676	31	2:14.300	2:41.579	70	1:42.673	3:34.960	70	1:46.891	2:40.180
59	2:23.379	3:48.010	31	2:06.869	3:52.813	176	1 LAP	2:44.835	16	1:54.676	2:35.224	16	1:56.373	2:37.659
			62	1 LAP	2:51.527	62	1 LAP	2:59.055	33	1:56.460	2:39.142	33	1:59.429	2:38.931
			179	2:11.649	2:43.006				69	2:09.371	2:38.154	69	2:12.484	2:39.075
			176	1 LAP	2:47.742				93	2:11.306	2:42.549	79	2:15.183	2:37.926
			39	1 LAP	2:51.634				79	2:13.219	2:38.430	93	2:17.425	2:42.081
			34	1 LAP	2:54.005				31	2:17.897	2:39.554	31	2:20.495	2:38.560
			161	2:31.890	2:42.927							176	1 LAP	2:44.277
			59	2:32.203	2:43.053							59	2:52.263	2:41.491
												161	2:55.633	2:41.778
												74	2:58.052	2:39.811
												62	1 LAP	2:49.902
												15	3:06.740	2:41.497
												39	1 LAP	2:52.053
												34	1 LAP	2:53.409
												91	9 LAPS	28:39.596
												66	3:32.589	2:44.883

Weather/Track: Sun/Dry

Sir John Whitmore Trophy for Under 2 Litre Touring Cars

RACE 3 - LAP CHART - Silverstone - 25-27 July 2014

(contd.)

Lap 16			Lap 17			Lap 18			Lap 19			Lap 20		
No	Behind	Laptime	No	Behind	Laptime	No	Behind	Laptime	No	Behind	Laptime	No	Behind	Laptime
63		3:32.757	63		2:37.919	63		2:36.839	63		2:36.108	63		2:36.010
20	1 LAP	2:44.333	91	10 LAPS	2:43.176	91	10 LAPS	2:40.237	62	2 LAPS	2:49.183	91	10 LAPS	2:40.394
27	2 LAPS	3:08.353	66	1 LAP	2:42.780	66	1 LAP	2:43.110	91	10 LAPS	2:41.298	52	22.653	2:36.801
179	1 LAP	2:43.057	34	2 LAPS	2:55.192	39	2 LAPS	2:53.696	66	1 LAP	2:44.078	62	2 LAPS	2:53.166
45	1 LAP	2:41.987	20	1 LAP	2:44.039	20	1 LAP	2:43.063	52	21.862	2:35.541	89	26.151	2:36.739
42	2 LAPS	2:44.830	52	23.395	2:36.589	52	22.429	2:35.873	20	1 LAP	2:43.263	66	1 LAP	2:44.694
52	24.725	2:35.681	100	24.116	2:36.551	100	24.347	2:37.070	89	25.422	2:36.962	100	29.815	2:38.002
100	25.484	2:35.646	89	24.582	2:36.683	89	24.568	2:36.825	100	27.823	2:39.584	20	1 LAP	2:49.601
89	25.818	2:35.467	45	1 LAP	2:43.780	34	2 LAPS	2:55.604	39	2 LAPS	2:52.331	45	1 LAP	2:42.621
76	2 LAPS	2:54.250	179	1 LAP	2:44.931	45	1 LAP	2:41.102	45	1 LAP	2:41.979	179	1 LAP	2:41.970
29	2 LAPS	5:06.828	42	2 LAPS	2:45.453	179	1 LAP	2:42.418	179	1 LAP	2:41.747	39	2 LAPS	2:53.183
85	6 LAPS	2:56.527	29	2 LAPS	2:43.556	84	1 LAP	2:42.557	34	2 LAPS	2:53.782	70	55.799	2:36.880
84	1 LAP	2:42.647	76	2 LAPS	2:51.447	70	53.735	2:37.407	70	54.929	2:37.302	34	2 LAPS	2:53.773
8	1 LAP	2:45.143	84	1 LAP	2:42.288	16	57.795	2:36.417	16	59.483	2:37.796	16	1:01.222	2:37.749
70	53.500	2:39.366	8	1 LAP	2:46.694	76	2 LAPS	2:52.669	84	1 LAP	2:43.624	84	1 LAP	2:42.107
148	1 LAP	2:51.609	70	53.167	2:37.586	8	1 LAP	2:45.596	8	1 LAP	2:46.149	33	1:17.877	2:40.384
28	2 LAPS	2:57.633	85	6 LAPS	2:56.161	33	1:10.770	2:39.623	76	2 LAPS	2:49.371	8	1 LAP	2:45.474
16	1:00.094	2:36.478	16	58.217	2:36.042	85	6 LAPS	2:54.904	33	1:13.503	2:38.841	76	2 LAPS	2:49.821
33	1:05.067	2:38.395	33	1:07.986	2:40.838	69	1:23.790	2:40.125	69	1:32.803	2:45.121	69	1:37.504	2:40.711
69	1:19.321	2:39.594	148	1 LAP	2:55.673	79	1:25.192	2:40.838	79	1:33.849	2:44.765	31	1:39.231	2:38.984
79	1:21.242	2:38.816	28	2 LAPS	2:57.101	148	1 LAP	2:53.940	85	6 LAPS	2:56.515	85	6 LAPS	2:56.173
93	1:26.013	2:41.345	69	1:20.504	2:39.102	31	1:31.932	2:40.173	31	1:36.257	2:40.433	93	1:56.380	2:43.270
31	1:27.121	2:39.383	79	1:21.193	2:37.870	93	1:41.553	2:43.944	148	1 LAP	2:53.971	148	1 LAP	2:52.456
176	1 LAP	2:44.091	31	1:28.598	2:39.396	28	2 LAPS	3:01.202	93	1:49.120	2:43.675	28	2 LAPS	2:56.365
59	2:01.025	2:41.519	93	1:34.448	2:46.354	59	2:09.688	2:41.979	28	2 LAPS	2:56.194	59	2:24.264	2:43.228
161	2:05.296	2:42.420	176	1 LAP	2:43.303	176	1 LAP	2:44.208	59	2:17.046	2:43.466	176	1 LAP	2:43.383
74	2:05.806	2:40.511	59	2:04.548	2:41.442	161	2:13.837	2:39.786	176	1 LAP	2:42.654	161	2:25.515	2:42.152
15	2:15.518	2:41.535	74	2:09.966	2:42.079	74	2:14.112	2:40.985	161	2:19.373	2:41.644	74	2:25.793	2:41.939
62	1 LAP	2:49.472	161	2:10.890	2:43.513	15	2:23.991	2:41.694	74	2:19.864	2:41.860	15	2:37.061	2:43.332
39	1 LAP	2:52.290	15	2:19.136	2:41.537				15	2:29.739	2:41.856			
			62	1 LAP	2:48.585									

Weather/Track: Sun/Dry

www.mstworld.com

Page 4 of 4

Silverstone
Circuit Length = 3.6400 miles.
Start: 10:32 End: 11:24

Printed - 11:28 Saturday, 26 July 2014

Royal Automobile Club Woodcote Trophy for Pre '56 Sports Cars

RACE 14 - QUALIFYING - Silverstone - 25-27 July 2014

POS	NO	CL	DRIVER(S)	CAR	TIME	LAPS	GAP	MPH
1	54	4A	Hood/Young	Cooper Jaguar T33	2:30.827	9		86.88
2	11	4A	Wakeman/Blakeney-Edwards	Cooper T38	2:31.642	11	0.815	86.41
3	7	4A	Pearson/Pearson	Jaguar D-type	2:32.562	12	1.735	85.89
4	115	4	Owen/Knill-Jones	Kurtis 500S	2:33.470	11	2.643	85.38
5	1	3A	Paul/Bourne	Lotus Mk X	2:34.904	11	4.077	84.59
6	27	3A	Friedrichs	Aston Martin DB3S	2:35.279	11	4.452	84.39
7	15	4	Watts	Allard J2	2:36.677	6	5.850	83.63
8	9	4A	Eastick	Jaguar D-type	2:37.642	12	6.815	83.12
9	31	4	Singer/Singer	Kurtis 500S	2:37.762	9	6.935	83.06
10	21	4A	Wyndham	Jaguar D-type	2:38.984	11	8.157	82.42
11	550	3A	Corfield/Welch	Austin-Healey 100/4	2:39.486	11	8.659	82.16
12	101	4	Bechtolsheimer	Allard J2	2:39.697	11	8.870	82.05
13	23	4	Wood/Wood	RGS Atalanta	2:39.704	11	8.877	82.05
14	17	3	Melling/Hall	Aston Martin DB3	2:39.829	10	9.002	81.98
15	8	3A	Muller/Muller	Aston Martin DB3S	2:39.855	11	9.028	81.97
16	6	2	Ure/Wigley	Cooper Bristol T24/25	2:40.562	11	9.735	81.61
17	85	2	Bond	Lister Bristol	2:40.605	11	9.778	81.59
18	3	4	Buxton/Steele	HWM Sports Racing	2:40.632	8	9.805	81.57
19	10	4	Butler/Rich	Jaguar C-type	2:41.173	11	10.346	81.30
20	14	2	Quattlebaum/Quattlebaum	LECo Sport	2:41.438	11	10.611	81.17
21	4	2	Champion/Stretton	Frazer Nash Mille Miglia	2:41.780	11	10.953	80.99
22	22	3A	Le Blanc	Austin-Healey 100S	2:42.303	10	11.476	80.73
23	34	3	Midgley/Woodgate	Aston Martin DB3	2:42.546	11	11.719	80.61
24	24	2	Harrison/Taft	Cooper Bristol T25	2:42.573	11	11.746	80.60
25	55	3	Sharp	Aston Martin DB2	2:43.229	11	12.402	80.28
26	33	2	Hunt/Blakeney-Edwards	Frazer Nash Le Mans Rep	2:44.399	7	13.572	79.70
27	44	3A	Thorne/Todd	Austin-Healey 100M	2:44.714	9	13.887	79.55
28	56	3A	Nyblaeus/Williams	Austin-Healey 100M	2:45.004	11	14.177	79.41
29	16	3	Jolly	Aston Martin DB2	2:45.292	11	14.465	79.27
30	19	3	Brooks/Blakeney-Edwards	Aston Martin DB3S	2:45.870	10	15.043	79.00
31	30	2	Arscott/Ellis	Tojeiro Bristol	2:46.252	10	15.425	78.82
32	32	4	Wenman/Wenman	Jaguar C-type	2:47.012	11	16.185	78.46
33	37	3	Halusa/Halusa*	Maserati 300S	2:47.847	10	17.020	78.07
34	77	2	Van Der Kroft/Clark	Cooper T20/25	2:48.665	10	17.838	77.69
35	131	1	Griffin	Connaught ALSR	2:52.056	11	21.229	76.16
36	18	3A	Rawe/Wilson	Austin-Healey 100M	2:52.612	9	21.785	75.91
37	29	3A	Darcey/Woolmer	Austin-Healey 100S	2:52.788	10	21.961	75.83
38	26	3A	Mahmoud	Austin-Healey 100/4	2:53.188	10	22.361	75.66
39	121	3	Allen/Bailey-Watts	Aston Martin DB2 Le Mans	2:53.632	10	22.805	75.47
40	36	3	Batchelor	Aston Martin DB2/4	2:53.875	10	23.048	75.36
41	28	5	Cottingham	Ferrari 500 TRC	2:54.806	10	23.979	74.96
42	25	3	Ruddell	Aston Martin DB2/4 Mkl	2:55.303	10	24.476	74.75
43	117	5	Haythornwaite	Austin-Healey 100/6	2:55.394	10	24.567	74.71
44	52	3	Galliers-Pratt	Frazer Nash Targa Florio	2:56.577	5	25.750	74.21
45	12	3	Rettenmaier/Grimm	Maserati 300S	2:56.752	9	25.925	74.13
46	67	3	Grandier/Wilhelm	Aston Martin DB2/4	2:56.845	10	26.018	74.09
47	41	3A	Large/Collings	Austin-Healey 100/4	2:59.691	10	28.864	72.92
48	79	2	McCulloch	Frazer Nash Le Mans Replica	3:05.117	10	34.290	70.78
49	144	3A	Thomas/Dee-Crowne**	AC Aceca Bristol	3:07.479	5	36.652	69.89

*Car 37 requires a working transponder - Regulation Q.12.2.1 refers.

Weather/Track: Sun/Dry. **Car 144 has 2 transponders.

These results are provisional until the conclusion of any judicial and technical matters.

Silverstone
Circuit Length = 3.6400 miles.
Start: 11:39 End: 12:09

Clerk of the Course:	Timekeeper:
----------------------	-------------

Royal Automobile Club Woodcote Trophy for Pre '56 Sports Cars
RACE 14 - QUALIFYING LAP ANALYSIS - Silverstone - 25-27 July 2014

1	Paul/Bourne	Lotus Mk X
1 - X:00.000	6 - 2:36.390	11 - 2:40.911
2 - 2:40.057	7 - 4:12.373	
3 - 2:41.233	8 - 2:42.307	
4 - 2:36.571	9 - 2:42.158	
5 - 2:34.904	10 - 2:40.933	
3	Buxton/Steele	HWM Sports Racing
1 - X:00.000	6 - 7:00.347	
2 - 3:05.726	7 - 2:44.637	
3 - 3:00.412	8 - 2:40.632	
4 - 2:57.639		
5 - 2:56.137		
4	Champion/Stretton	Frazer Nash Mille Miglia
1 - X:00.000	6 - 2:44.779	11 - 2:51.542
2 - 3:05.814	7 - 2:42.760	
3 - 2:48.000	8 - 3:47.092	
4 - 2:41.780	9 - 2:55.385	
5 - 2:44.790	10 - 2:54.715	
6	Ure/Wigley	Cooper Bristol T24/25
1 - X:00.000	6 - 4:19.358	11 - 2:41.409
2 - 2:46.466	7 - 2:47.828	
3 - 2:43.126	8 - 2:41.783	
4 - 2:41.367	9 - 2:44.043	
5 - 2:40.562	10 - 2:41.983	
7	Pearson/Pearson	Jaguar D-type
1 - X:00.000	6 - 2:39.081	11 - 2:37.479
2 - 2:33.137	7 - 2:38.682	12 - 2:56.445
3 - 2:32.813	8 - 2:36.247	
4 - 2:32.562	9 - 2:38.268	
5 - 4:14.436	10 - 2:36.629	
8	Muller/Muller	Aston Martin DB3S
1 - X:00.000	6 - 4:07.448	11 - 2:43.626
2 - 2:55.225	7 - 2:43.421	
3 - 2:55.715	8 - 2:41.255	
4 - 2:51.234	9 - 2:39.855	
5 - 2:49.194	10 - 2:40.687	

*Car 37 requires a working transponder - Regulation Q.12.2.1 refers.
 Weather/Track: Sun/Dry. **Car 144 has 2 transponders.

Silverstone
 Circuit Length = 3.6400 miles.
 Start: 11:39 End: 12:09

Royal Automobile Club Woodcote Trophy for Pre '56 Sports Cars
RACE 14 - QUALIFYING LAP ANALYSIS - Silverstone - 25-27 July 2014
 (contd.)

9	Eastick	Jaguar D-type
1 - X:00.000	6 - 2:41.466	11 - 2:40.825
2 - 2:39.099	7 - 2:39.530	12 - 2:38.138
3 - 2:37.750	8 - 2:39.118	
4 - 2:39.058	9 - 2:37.731	
5 - 2:37.642	10 - 2:38.802	
10	Butler/Rich	Jaguar C-type
1 - X:00.000	6 - 2:48.980	11 - 2:41.173
2 - 2:45.299	7 - 2:48.217	
3 - 2:46.959	8 - 2:41.702	
4 - 2:43.986	9 - 2:47.191	
5 - 4:42.153	10 - 2:42.026	
11	Wakeman/Blakeney-Edwards	Cooper T38
1 - X:00.000	6 - 2:42.928	11 - 2:36.107
2 - 2:37.852	7 - 4:20.688	
3 - 2:34.146	8 - 2:33.951	
4 - 2:31.642	9 - 2:33.355	
5 - 2:33.976	10 - 2:35.250	
12	Rettenmaier/Grimm	Maserati 300S
1 - X:00.000	6 - 3:01.124	
2 - 3:16.037	7 - 3:00.116	
3 - 3:07.774	8 - 2:56.752	
4 - 2:59.911	9 - 2:57.093	
5 - 4:08.225		
14	Quattlebaum/Quattlebaum	LECo Sport
1 - X:00.000	6 - 2:42.961	11 - 2:42.067
2 - 2:47.499	7 - 2:43.107	
3 - 2:47.992	8 - 2:41.438	
4 - 2:46.096	9 - 2:50.620	
5 - 2:46.881	10 - 2:46.391	
15	Watts	Allard J2
1 - X:00.000	6 - 2:38.283	
2 - 2:36.677		
3 - 8:12.346		
4 - 3:06.119		
5 - 2:39.239		

*Car 37 requires a working transponder - Regulation Q.12.2.1 refers.
 Weather/Track: Sun/Dry. **Car 144 has 2 transponders.

Silverstone
 Circuit Length = 3.6400 miles.
 Start: 11:39 End: 12:09

Royal Automobile Club Woodcote Trophy for Pre '56 Sports Cars
RACE 14 - QUALIFYING LAP ANALYSIS - Silverstone - 25-27 July 2014
 (contd.)

16	Jolly	Aston Martin DB2			
1 -	X:00.000	6 -	2:48.064	11 -	2:50.539
2 -	2:53.670	7 -	2:46.116		
3 -	2:48.635	8 -	2:46.143		
4 -	2:49.426	9 -	2:46.091		
5 -	2:48.532	10 -	2:45.292		
17	Melling/Hall	Aston Martin DB3			
1 -	X:00.000	6 -	6:06.880		
2 -	3:00.491	7 -	2:39.906		
3 -	3:00.398	8 -	2:41.028		
4 -	2:57.665	9 -	2:39.829		
5 -	3:01.710P	10 -	2:39.986		
18	Rawe/Wilson	Austin-Healey 100M			
1 -	X:00.000	6 -	3:08.954		
2 -	2:56.992	7 -	3:08.550		
3 -	2:57.247	8 -	3:10.958		
4 -	2:52.612	9 -	3:07.428		
5 -	5:24.013				
19	Brooks/Blakeney-Edwards	Aston Martin DB3S			
1 -	X:00.000	6 -	2:50.851		
2 -	2:55.857	7 -	2:54.060		
3 -	2:51.089	8 -	5:22.703		
4 -	2:50.497	9 -	2:52.048		
5 -	2:49.088	10 -	2:45.870		
21	Wyndham	Jaguar D-type			
1 -	X:00.000	6 -	2:40.557	11 -	2:39.996
2 -	2:48.527	7 -	2:40.178		
3 -	2:42.228	8 -	2:39.289		
4 -	2:40.015	9 -	2:41.403		
5 -	2:39.721	10 -	2:38.984		
22	Le Blanc	Austin-Healey 100S			
1 -	X:00.000	6 -	2:42.303		
2 -	2:48.976	7 -	2:43.497		
3 -	2:53.446	8 -	7:09.020		
4 -	2:49.325	9 -	2:43.948		
5 -	2:45.378	10 -	2:43.259		

*Car 37 requires a working transponder - Regulation Q.12.2.1 refers.
 Weather/Track: Sun/Dry. **Car 144 has 2 transponders.

Silverstone
 Circuit Length = 3.6400 miles.
 Start: 11:39 End: 12:09

Royal Automobile Club Woodcote Trophy for Pre '56 Sports Cars
RACE 14 - QUALIFYING LAP ANALYSIS - Silverstone - 25-27 July 2014
 (contd.)

23	Wood/Wood	RGS Atalanta
1 - X:00.000	6 - 3:51.427	11 - 2:46.841
2 - 2:43.521	7 - 2:55.274	
3 - 2:41.322	8 - 2:53.176	
4 - 2:39.704	9 - 3:00.435	
5 - 2:40.763	10 - 2:49.866	
24	Harrison/Taft	Cooper Bristol T25
1 - X:00.000	6 - 2:46.869	11 - 2:42.573
2 - 2:46.485	7 - 4:09.355	
3 - 2:48.201	8 - 2:44.470	
4 - 2:44.411	9 - 2:44.815	
5 - 2:43.109	10 - 2:43.639	
25	Ruddell	Aston Martin DB2/4 Mkl
1 - X:00.000	6 - 2:58.681	
2 - 3:07.432	7 - 2:56.440	
3 - 3:08.284	8 - 2:56.815	
4 - 3:01.064	9 - 2:56.323	
5 - 3:00.696	10 - 2:55.303	
26	Mahmoud	Austin-Healey 100/4
1 - X:00.000	6 - 2:53.975	
2 - 3:01.957	7 - 2:53.188	
3 - 2:55.912	8 - 4:33.134	
4 - 2:54.830	9 - 2:59.053	
5 - 2:54.352	10 - 2:55.003	
27	Friedrichs	Aston Martin DB3S
1 - X:00.000	6 - 2:46.893	11 - 2:35.279
2 - 2:50.728	7 - 5:05.459	
3 - 2:52.039	8 - 2:35.582	
4 - 2:44.197	9 - 2:36.959	
5 - 2:43.978	10 - 2:35.552	
28	Cottingham	Ferrari 500 TRC
1 - X:00.000	6 - 4:30.979	
2 - 2:55.991	7 - 2:58.537	
3 - 2:55.953	8 - 3:03.142	
4 - 3:01.806	9 - 2:57.201	
5 - 2:59.549	10 - 2:54.806	

*Car 37 requires a working transponder - Regulation Q.12.2.1 refers.
 Weather/Track: Sun/Dry. **Car 144 has 2 transponders.

Silverstone
 Circuit Length = 3.6400 miles.
 Start: 11:39 End: 12:09

Royal Automobile Club Woodcote Trophy for Pre '56 Sports Cars
RACE 14 - QUALIFYING LAP ANALYSIS - Silverstone - 25-27 July 2014
 (contd.)

29	Darcey/Woolmer	Austin-Healey 100S
1 - X:00.000	6 - 3:59.550	
2 - 3:03.231	7 - 2:52.788	
3 - 3:05.795	8 - 2:59.350	
4 - 3:06.498	9 - 2:59.581	
5 - 3:08.567	10 - 2:53.175	
30	Arscott/Ellis	Tojeiro Bristol
1 - X:00.000	6 - 3:00.176	
2 - 2:47.757	7 - 2:56.843	
3 - 2:47.088	8 - 2:55.303	
4 - 2:46.252	9 - 3:01.094	
5 - 5:57.857	10 - 2:52.601	
31	Singer/Singer	Kurtis 500S
1 - X:00.000	6 - 2:43.149	
2 - 2:37.847	7 - 3:54.314	
3 - 2:39.669	8 - 2:37.762	
4 - 2:38.740	9 - 2:39.069	
5 - 2:38.394		
32	Wenman/Wenman	Jaguar C-type
1 - X:00.000	6 - 4:35.016	11 - 2:49.720
2 - 2:50.464	7 - 2:47.012	
3 - 2:51.863	8 - 2:49.514	
4 - 2:48.686	9 - 2:50.481	
5 - 2:51.893	10 - 2:48.138	
33	Hunt/Blakeney-Edwards	Frazer Nash Le Mans Rep
1 - X:00.000	6 - 2:50.834	
2 - 2:48.695	7 - 2:48.531	
3 - 2:45.963		
4 - 2:44.399		
5 - 4:33.771		
34	Midgley/Woodgate	Aston Martin DB3
1 - X:00.000	6 - 4:18.736	11 - 2:42.849
2 - 2:55.425	7 - 2:44.544	
3 - 2:50.500	8 - 2:42.546	
4 - 2:46.140	9 - 2:45.844	
5 - 2:46.984	10 - 2:44.227	

*Car 37 requires a working transponder - Regulation Q.12.2.1 refers.
 Weather/Track: Sun/Dry. **Car 144 has 2 transponders.

Silverstone
 Circuit Length = 3.6400 miles.
 Start: 11:39 End: 12:09

Royal Automobile Club Woodcote Trophy for Pre '56 Sports Cars
RACE 14 - QUALIFYING LAP ANALYSIS - Silverstone - 25-27 July 2014
 (contd.)

36	Batchelor	Aston Martin DB2/4
1 - X:00.000	6 - 2:54.777	
2 - 3:06.861	7 - 2:53.875	
3 - 2:57.407	8 - 3:04.199	
4 - 2:59.392	9 - 2:58.232	
5 - 2:53.910	10 - 2:55.954	
37	Halusa/Halusa*	Maserati 300S
1 - X:00.000	6 - 4:07.815	
2 - 2:54.269	7 - 2:52.414	
3 - 2:55.795	8 - 3:11.795	
4 - 2:48.754	9 - 3:43.133	
5 - 2:47.847	10 - 3:09.684	
41	Large/Collings	Austin-Healey 100/4
1 - X:00.000	6 - 3:00.073	
2 - 3:10.486	7 - 4:12.302	
3 - 3:03.201	8 - 3:06.087	
4 - 3:02.455	9 - 3:03.818	
5 - 3:02.130	10 - 2:59.691	
44	Thorne/Todd	Austin-Healey 100M
1 - X:00.000	6 - 7:23.289	
2 - 2:47.170	7 - 2:51.793	
3 - 2:48.538	8 - 2:49.658	
4 - 2:45.557	9 - 2:48.638	
5 - 2:44.714		
52	Galliers-Pratt	Frazer Nash Targa Florio
1 - X:00.000		
2 - 3:00.000		
3 - 2:59.888		
4 - 2:56.577		
5 - X:00.000		
54	Hood/Young	Cooper Jaguar T33
1 - X:00.000	6 - 2:30.827	
2 - 2:38.935	7 - 2:33.611	
3 - 2:34.668	8 - 3:56.976	
4 - 2:32.188	9 - 2:45.625	
5 - 2:31.248		

*Car 37 requires a working transponder - Regulation Q.12.2.1 refers.
 Weather/Track: Sun/Dry. **Car 144 has 2 transponders.

Silverstone
 Circuit Length = 3.6400 miles.
 Start: 11:39 End: 12:09

Royal Automobile Club Woodcote Trophy for Pre '56 Sports Cars
RACE 14 - QUALIFYING LAP ANALYSIS - Silverstone - 25-27 July 2014
 (contd.)

55	Sharp	Aston Martin DB2		
1 - X:00.000	6 - 2:47.687	11 - 2:43.229		
2 - 2:55.326	7 - 2:45.302			
3 - 2:48.907	8 - 2:45.983			
4 - 2:45.671	9 - 2:48.666			
5 - 2:46.029	10 - 2:44.440			
56	Nyblaeus/Williams	Austin-Healey 100M		
1 - X:00.000	6 - 4:03.736	11 - 2:45.990		
2 - 2:54.770	7 - 2:47.334			
3 - 2:57.989	8 - 2:45.862			
4 - 2:56.182	9 - 2:47.135			
5 - 2:54.619	10 - 2:45.004			
67	Grandidier/Wilhelm	Aston Martin DB2/4		
1 - X:00.000	6 - 2:56.845			
2 - 3:07.091	7 - 4:47.873			
3 - 2:59.474	8 - 3:03.623			
4 - 2:57.364	9 - 2:58.481			
5 - 2:56.903	10 - 2:57.011			
77	Van Der Kroft/Clark	Cooper T20/25		
1 - X:00.000	6 - 4:14.313			
2 - 2:58.938	7 - 2:54.359			
3 - 2:58.368	8 - 2:50.217			
4 - 2:51.011	9 - 2:48.912			
5 - 2:49.095	10 - 2:48.665			
79	McCulloch	Frazer Nash Le Mans Replica		
1 - X:00.000	6 - 3:07.039			
2 - 3:07.781	7 - 3:05.117			
3 - 3:12.946	8 - 3:07.728			
4 - 4:41.889	9 - 3:10.210			
5 - 3:07.800	10 - 3:09.019			
85	Bond	Lister Bristol		
1 - X:00.000	6 - 2:43.224	11 - 2:40.876		
2 - 2:48.033	7 - 4:19.351			
3 - 3:17.811	8 - 2:47.311			
4 - 2:46.392	9 - 2:42.793			
5 - 2:42.918	10 - 2:40.605			

*Car 37 requires a working transponder - Regulation Q.12.2.1 refers.
 Weather/Track: Sun/Dry. **Car 144 has 2 transponders.

Silverstone
 Circuit Length = 3.6400 miles.
 Start: 11:39 End: 12:09

Royal Automobile Club Woodcote Trophy for Pre '56 Sports Cars
RACE 14 - QUALIFYING LAP ANALYSIS - Silverstone - 25-27 July 2014
 (contd.)

101	Bechtolsheimer	Allard J2
1 - X:00.000	6 - 2:40.225	11 - 2:40.899
2 - 2:45.090	7 - 2:40.977	
3 - 2:40.220	8 - 2:40.515	
4 - 2:39.697	9 - 4:10.969	
5 - 2:40.596	10 - 2:43.144	
115	Owen/Knill-Jones	Kurtis 500S
1 - X:00.000	6 - 4:15.757	11 - 2:33.580
2 - 2:34.964	7 - 2:37.752	
3 - 2:33.470	8 - 2:35.339	
4 - 2:47.503	9 - 2:38.150	
5 - 2:36.891	10 - 2:36.859	
117	Haythornwaite	Austin-Healey 100/6
1 - X:00.000	6 - 2:59.012	
2 - 3:11.632	7 - 2:59.183	
3 - 3:07.438	8 - 3:00.444	
4 - 3:03.062	9 - 2:55.447	
5 - 3:04.676	10 - 2:55.394	
121	Allen/Bailey-Watts	Aston Martin DB2 Le Mans
1 - X:00.000	6 - 4:37.793	
2 - 3:05.716	7 - 2:59.971	
3 - 3:05.170	8 - 2:55.284	
4 - 3:06.555	9 - 2:53.632	
5 - 3:05.697	10 - 2:54.452	
131	Griffin	Connaught ALSR
1 - X:00.000	6 - 2:53.174	11 - 2:52.056
2 - 3:00.520	7 - 2:53.327	
3 - 2:56.507	8 - 2:59.752	
4 - 2:56.442	9 - 2:55.931	
5 - 2:52.817	10 - 2:58.983	
144	Thomas/Dee-Crowne**	AC Aceca Bristol
1 - X:00.000		
2 - 3:19.363		
3 - 3:07.479		
4 - 7:07.709		
5 - 8:22.473		

*Car 37 requires a working transponder - Regulation Q.12.2.1 refers.
 Weather/Track: Sun/Dry. **Car 144 has 2 transponders.

Silverstone
 Circuit Length = 3.6400 miles.
 Start: 11:39 End: 12:09

Royal Automobile Club Woodcote Trophy for Pre '56 Sports Cars
RACE 14 - QUALIFYING LAP ANALYSIS - Silverstone - 25-27 July 2014
(contd.)

550	Corfield/Welch	Austin-Healey 100/4
1 - X:00.000	6 - 2:48.546	11 - 2:42.304
2 - 2:59.590	7 - 3:44.847	
3 - 2:56.395	8 - 2:41.323	
4 - 2:50.243	9 - 2:39.486	
5 - 2:48.323	10 - 2:40.253	

*Car 37 requires a working transponder - Regulation Q.12.2.1 refers.
Weather/Track: Sun/Dry. **Car 144 has 2 transponders.


Royal Automobile Club Woodcote Trophy for Pre '56 Sports Cars

RACE 14 - GRID - Silverstone - 25-27 July 2014

ROW
25
ROW
24
ROW
23
ROW
22
ROW
21
ROW
20
ROW
19
ROW
18
ROW
17
ROW
16
ROW
15
ROW
14
ROW
13
ROW
12
ROW
11
ROW
10
ROW
9
ROW
8
ROW
7
ROW
6
ROW
5
ROW
4
ROW
3
ROW
2
ROW
1

144	Thomas/Dee-Crowne	
41	Large/Collings	79 McCulloch
12	Rettenmaier/Grimm	67 Grandidier/Wilhelm
117	Haythornwaite	52 Galliers-Pratt
28	Cottingham	25 Ruddell
121	Allen/Bailey-Watts	36 Batchelor
29	Darcey/Woolmer	26 Mahmoud/Mahmoud
131	Griffin	18 Rawe/Wilson
37	Halusa/Halusa	77 Van Der Kroft/Clark
30	Arscott/Ellis	32 Wenman/Wenman
16	Jolly	19 Brooks
44	Thorne/Todd	56 Nyblaeus/Williams
55	Sharp	33 Hunt/Blakeney-Edwards
34	Midgley/Woodgate	24 Harrison/Taft
4	Champion/Stretton	22 Le Blanc
10	Butler/Rich	14 Quattlebaum/Quattlebaum
85	Bond	3 Buxton/Steele
8	Muller/Muller	6 Ure/Wigley
23	Wood/Wood	17 Melling/Hall
550	Corfield/Welch	101 Bechtolsheimer
31	Singer	21 Wyndham
15	Watts	9 Eastick
1	Paul/Bourne	27 Friedrichs/Hadfield
7	Pearson/Pearson	115 Owen/Knill-Jones
54	Ward/Young	11 Wakeman/Blakeney-Edwards

POLE



*Car 37 requires a working transponder - Regulation Q.12.2.1 refers.

Weather/Track: Sun/Dry. **Car 144 has 2 transponders.

These results are provisional until the conclusion of any judicial and technical matters.

Silverstone

Circuit Length = 3.6400 miles.

Start: 11:39 End: 12:09

Clerk of the Course:

Timekeeper:

Royal Automobile Club Woodcote Trophy for Pre '56 Sports Cars

RACE 14 - AMENDED CLASSIFICATION - Silverstone - 25-27 July 2014

POS	NO	CL	DRIVER(S)	CAR	TIME	LAPS	GAP	MPH	BEST
1	11	4A	Wakeman/Blakeney-Edwards	Cooper T38	1:00:08.807	23		83.43	2:32.123
2	7	4A	Pearson/Pearson	Jaguar D-type	1:00:22.183	23	13.376	83.12	2:32.787
3	115	4	Owen/Knill-Jones	Kurtis 500S	1:00:45.889	23	37.082	82.58	2:32.524
4	54	4A	Young/Ward	Cooper Jaguar T33	1:00:47.453	23	38.646	82.54	2:30.851
5	21	4A	Wyndham	Jaguar D-type	1:01:34.269	23	1:25.462	81.50	2:36.327
6	9	4A	Eastick	Jaguar D-type	1:01:44.425	23	1:35.618	81.27	2:37.198
7	15	4	Watts	Allard J2	1:01:49.865	23	1:41.058	81.15	2:36.896
8	27	3A	Friedrichs	Aston Martin DB3S	1:02:01.209	23	1:52.402	80.91	2:34.449
9	101	4	Bechtolsheimer	Allard J2	1:02:25.305	23	2:16.498	80.39	2:37.178
10	85	2	Bond	Lister Bristol	1:02:30.562	23	2:21.755	80.27	2:37.875
11	6	2	Ure/Wigley	Cooper Bristol T24/25	1:00:30.015	22	1 LAP	79.33	2:39.911
12	34	3	Midgley/Woodgate	Aston Martin DB3	1:00:54.202	22	1 LAP	78.81	2:40.633
13	55	3	Sharp	Aston Martin DB2	1:00:58.301	22	1 LAP	78.72	2:40.817
14	22	3A	Le Blanc	Austin-Healey 100S	1:01:02.602	22	1 LAP	78.62	2:41.453
15	23	4	Wood/Wood	RGS Atalanta	1:01:03.363	22	1 LAP	78.61	2:40.853
16	17	3	Melling/Hall	Aston Martin DB3	1:01:05.075	22	1 LAP	78.57	2:38.505
17	550	3A	Corfield/Welch	Austin-Healey 100/4	1:01:09.180	22	1 LAP	78.48	2:39.204
18	10	4	Butler/Rich	Jaguar C-type	1:01:10.413	22	1 LAP	78.46	2:39.885
19	31	4	Singer/Singer	Kurtis 500S	1:01:32.445	22	1 LAP	77.99	2:38.597
20	3	4	Steele/Buxton	HWM Sports Racing	1:01:49.223	22	1 LAP	77.64	2:35.971
21	4	2	Champion/Stretton	Frazer Nash Mille Miglia	1:01:56.671	22	1 LAP	77.48	2:43.034
22	19	3	Brooks/Blakeney-Edwards	Aston Martin DB3S	1:02:42.959	22	1 LAP	76.53	2:44.921
23	77	2	Clark/Van Der Kroft	Cooper T20/25	1:02:53.368	22	1 LAP	76.32	2:45.601
24	37	3	Halusa/Halusa	Maserati 300S	1:00:53.224	21	2 LAPS	75.24	2:42.484
25	16	3	Jolly	Aston Martin DB2	1:00:53.943	21	2 LAPS	75.22	2:46.222
26	30	2	Ellis/Arcscott	Tojeiro Bristol	1:01:10.688	21	2 LAPS	74.88	2:41.802
27	28	5	Cottingham	Ferrari 500 TRC	1:01:35.282	21	2 LAPS	74.38	2:46.610
28	33	2	Blakeney-Edwards/Hunt	Frazer Nash Le Mans Rep	1:01:59.746	21	2 LAPS	73.89	2:41.124
29	25	3	Ruddell	Aston Martin DB2/4 Mkl	1:02:02.963	21	2 LAPS	73.83	2:50.615
30	26	3A	Mahmoud	Austin-Healey 100/4	1:02:04.328	21	2 LAPS	73.80	2:47.534
31	131	1	Griffin	Connaught ALSR	1:02:13.809	21	2 LAPS	73.62	2:49.067
32	18	3A	Rawe/Wilson	Austin-Healey 100M	1:02:27.029	21	2 LAPS	73.36	2:46.077
33	29	3A	Darcey/Woolmer	Austin-Healey 100S	1:02:35.517	21	2 LAPS	73.19	2:48.962
34	12	3	Grimm/Rettenmaier	Maserati 300S	1:00:19.944	20	3 LAPS	72.31	2:52.772
35	67	3	Grandidier/Wilhelm	Aston Martin DB2/4	1:00:23.982	20	3 LAPS	72.23	2:53.565
36	117	5	Haythornwaite	Austin-Healey 100/6	1:00:36.086	20	3 LAPS	71.99	2:54.562
37	41	3A	Large/Collings	Austin-Healey 100/4	1:01:24.977	20	3 LAPS	71.03	2:56.265

NOT CLASSIFIED

8	3A	Muller/Muller	Aston Martin DB3S	40:56.553	14	D.N.F.	74.55	2:40.238
79	2	McCulloch	Frazer Nash Le Mans Replica	37:44.156	12	D.N.F.	69.31	2:58.720
44	3A	Thorne/Todd	Austin-Healey 100M	31:53.122	11	D.N.F.	75.18	2:39.948
1	3A	Bourne/Paul	Lotus Mk X	25:53.697	10	D.N.F.	84.14	2:33.674
56	3A	Nyblaeus/Williams	Austin-Healey 100M	34:44.312	10	D.N.F.	62.72	2:48.980
121	3	Allen/Bailey-Watts	Aston Martin DB2 Le Mans	26:02.075	9	D.N.F.	75.30	2:49.063
52	3	Galliers-Pratt	Frazer Nash Targa Florio	32:39.906	8	D.N.F.	53.33	2:54.104
24	2	Harrison/Taft	Cooper Bristol T25	19:14.417	7	D.N.F.	79.19	2:41.942
14	2	Quattlebaum/Quattlebaum	LECo Sport	5:31.674	2	D.N.F.	78.10	2:40.729
36	3	Batchelor	Aston Martin DB2/4	5:55.213	2	D.N.F.	72.93	2:48.742

Car 18 - 30 second penalty - pit stop infringement.

Weather/Track: Bright/Dry

These results are provisional until the conclusion of any judicial and technical matters.

Silverstone

Circuit Length = 3.6400 miles.

Start: 09:40 End: 10:40

Clerk of the Course:	Timekeeper:
----------------------	-------------

Royal Automobile Club Woodcote Trophy for Pre '56 Sports Cars
RACE 14 - AMENDED CLASSIFICATION - Silverstone - 25-27 July 2014

(contd.)

POS	NO	CL	DRIVER(S)	CAR	TIME	LAPS	GAP	MPH	BEST
				FASTEST LAP					
54	4A		Young/Ward	Cooper Jaguar T33	2:30.851	16	86.86mph	139.79kph	
115	4		Owen/Knill-Jones	Kurtis 500S	2:32.524	3	85.91mph	138.26kph	
1	3A		Bourne/Paul	Lotus Mk X	2:33.674	5	85.27mph	137.23kph	
85	2		Bond	Lister Bristol	2:37.875	19	83.00mph	133.57kph	
17	3		Melling/Hall	Aston Martin DB3	2:38.505	16	82.67mph	133.04kph	
28	5		Cottingham	Ferrari 500 TRC	2:46.610	18	78.65mph	126.57kph	
131	1		Griffin	Connaught ALSR	2:49.067	18	77.50mph	124.73kph	

Car 18 - 30 second penalty - pit stop infringement.

Weather/Track: Bright/Dry

These results are provisional until the conclusion of any judicial and technical matters.

Silverstone

Circuit Length = 3.6400 miles.

Start: 09:40 End: 10:40

Clerk of the Course:

Timekeeper:

Royal Automobile Club Woodcote Trophy for Pre '56 Sports Cars

RACE 14 - LAP ANALYSIS - Silverstone - 25-27 July 2014

1	Bourne/Paul	Lotus Mk X			
1 -	2:39.804	6 -	2:35.295		
2 -	2:34.416	7 -	2:35.795		
3 -	2:33.788	8 -	2:35.916		
4 -	2:33.780	9 -	2:34.998		
5 -	2:33.674	10 -	2:36.231		
3	Steele/Buxton	HWM Sports Racing			
1 -	2:49.255	6 -	2:36.308	11 -	4:30.827
2 -	2:38.647	7 -	2:35.971	12 -	2:54.564
3 -	2:38.252	8 -	2:37.469	13 -	2:54.069
4 -	2:36.554	9 -	2:36.026	14 -	2:50.139
5 -	2:37.058	10 -	2:37.002	15 -	2:47.079
				16 -	2:46.017
				17 -	2:46.522
				18 -	2:45.509
				19 -	2:46.980
				20 -	2:48.535
21 -	2:46.807				
22 -	2:49.633				
4	Champion/Stretton	Frazer Nash Mille Miglia			
1 -	2:59.126	6 -	2:48.667	11 -	3:22.787
2 -	2:50.254	7 -	2:49.733	12 -	2:45.169
3 -	2:50.238	8 -	2:48.805	13 -	2:43.816
4 -	2:53.154	9 -	2:48.334	14 -	2:43.773
5 -	2:49.580	10 -	2:47.333	15 -	2:43.034
				16 -	2:44.303
				17 -	2:43.989
				18 -	2:43.536
				19 -	2:43.613
				20 -	2:43.386
21 -	2:44.729				
22 -	2:49.312				
6	Ure/Wigley	Cooper Bristol T24/25			
1 -	2:46.776	6 -	2:41.895	11 -	2:42.157
2 -	2:40.630	7 -	2:39.911	12 -	2:43.819
3 -	2:42.138	8 -	2:40.348	13 -	3:50.407
4 -	2:40.635	9 -	2:41.762	14 -	2:41.445
5 -	2:40.786	10 -	2:40.684	15 -	2:42.470
				16 -	2:42.380
				17 -	2:41.569
				18 -	2:42.231
				19 -	2:41.446
				20 -	2:41.637
21 -	2:42.171				
22 -	2:42.718				
7	Pearson/Pearson	Jaguar D-type			
1 -	2:39.569	6 -	2:35.178	11 -	2:32.966
2 -	2:36.542	7 -	2:36.279	12 -	2:33.282
3 -	2:35.121	8 -	2:39.064P	13 -	2:34.392
4 -	2:35.598	9 -	3:39.485	14 -	2:34.516
5 -	2:35.614	10 -	2:34.359	15 -	2:32.907
				16 -	2:34.187
				17 -	2:32.787
				18 -	2:32.855
				19 -	2:33.455
				20 -	2:32.905
21 -	2:33.955				
22 -	2:33.773				
23 -	2:33.394				
8	Muller/Muller	Aston Martin DB3S			
1 -	2:50.018	6 -	2:41.420	11 -	4:14.189
2 -	2:41.249	7 -	2:41.015	12 -	2:50.131
3 -	2:40.833	8 -	2:42.959	13 -	3:47.245
4 -	2:47.911	9 -	2:43.304	14 -	2:50.367
5 -	2:40.238	10 -	2:45.674		

Weather/Track: Bright/Dry

Royal Automobile Club Woodcote Trophy for Pre '56 Sports Cars
RACE 14 - LAP ANALYSIS - Silverstone - 25-27 July 2014
 (contd.)

9	Eastick	Jaguar D-type							
1 -	2:43.642	6 -	2:37.873	11 -	3:38.002	16 -	2:37.997	21 -	2:38.498
2 -	2:38.372	7 -	2:37.838	12 -	2:38.712	17 -	2:37.804	22 -	2:38.961
3 -	2:37.394	8 -	2:38.926	13 -	2:37.939	18 -	2:38.631	23 -	2:39.723
4 -	2:37.730	9 -	2:39.306	14 -	2:37.446	19 -	2:38.363		
5 -	2:37.198	10 -	2:38.037	15 -	2:38.477	20 -	2:37.556		
10	Butler/Rich	Jaguar C-type							
1 -	2:50.364	6 -	2:41.029	11 -	3:55.501	16 -	2:41.561	21 -	2:42.678
2 -	2:39.885	7 -	2:40.596	12 -	2:41.771	17 -	2:40.562	22 -	2:42.799
3 -	2:42.057	8 -	2:41.334	13 -	2:43.045	18 -	2:40.465		
4 -	3:17.012	9 -	2:41.686	14 -	2:41.643	19 -	2:40.453		
5 -	2:41.020	10 -	2:40.721	15 -	2:41.927	20 -	2:42.304		
11	Wakeman/Blakeney-Edwards	Cooper T38							
1 -	2:35.796	6 -	2:33.266	11 -	2:36.956	16 -	2:35.351	21 -	2:34.438
2 -	2:33.420	7 -	2:36.003	12 -	2:36.120	17 -	2:36.082	22 -	2:36.432
3 -	2:33.061	8 -	2:34.582	13 -	2:36.622	18 -	2:33.960	23 -	2:35.905
4 -	2:33.838	9 -	2:34.510	14 -	3:19.744	19 -	2:34.677		
5 -	2:32.123	10 -	2:34.054	15 -	2:36.226	20 -	2:35.641		
12	Grimm/Rettenmaier	Maserati 300S							
1 -	3:21.911	6 -	2:55.349	11 -	3:47.513	16 -	2:57.252		
2 -	3:07.488	7 -	2:55.770	12 -	3:00.306	17 -	2:55.794		
3 -	2:57.651	8 -	2:55.550	13 -	2:58.168	18 -	2:55.911		
4 -	2:58.533	9 -	2:57.068	14 -	2:55.528	19 -	2:57.328		
5 -	2:52.772	10 -	2:55.198	15 -	2:59.165	20 -	2:55.689		
14	Quattlebaum/Quattlebaum	LECo Sport							
1 -	2:50.945								
2 -	2:40.729								
15	Watts	Allard J2							
1 -	2:40.675	6 -	2:37.581	11 -	3:33.811	16 -	2:39.104	21 -	2:39.344
2 -	2:37.314	7 -	2:37.494	12 -	2:38.126	17 -	2:39.057	22 -	2:39.794
3 -	2:37.989	8 -	2:42.132	13 -	2:37.896	18 -	2:38.877	23 -	2:44.897
4 -	2:38.200	9 -	2:38.909	14 -	2:37.814	19 -	2:38.811		
5 -	2:36.896	10 -	2:37.725	15 -	2:39.114	20 -	2:38.305		

Weather/Track: Bright/Dry

Royal Automobile Club Woodcote Trophy for Pre '56 Sports Cars
RACE 14 - LAP ANALYSIS - Silverstone - 25-27 July 2014
 (contd.)

16	Jolly	Aston Martin DB2							
1 -	3:00.461	6 -	2:46.744	11 -	2:47.651	16 -	2:47.706	21 -	2:48.573
2 -	2:47.832	7 -	2:46.919	12 -	2:48.339	17 -	2:47.503		
3 -	2:47.257	8 -	2:46.720	13 -	2:46.504	18 -	2:49.782		
4 -	2:48.434	9 -	4:44.967	14 -	2:46.667	19 -	2:49.608		
5 -	2:47.472	10 -	2:49.602	15 -	2:46.222	20 -	2:48.980		
17	Melling/Hall	Aston Martin DB3							
1 -	2:55.200	6 -	2:50.212	11 -	2:41.106	16 -	2:38.505	21 -	2:39.907
2 -	2:52.602	7 -	2:48.473	12 -	2:39.990	17 -	2:39.011	22 -	2:39.615
3 -	2:50.855	8 -	2:48.453	13 -	2:39.659	18 -	2:39.144		
4 -	2:50.464	9 -	3:42.102	14 -	2:39.896	19 -	2:39.866		
5 -	2:51.280	10 -	2:39.804	15 -	2:39.819	20 -	2:39.112		
18	Rawe/Wilson	Austin-Healey 100M							
1 -	3:01.870	6 -	2:47.735	11 -	2:47.846	16 -	3:12.872	21 -	3:08.543
2 -	2:50.067	7 -	2:46.077	12 -	2:46.959	17 -	3:07.823		
3 -	2:47.976	8 -	2:47.364	13 -	2:47.334	18 -	3:05.815		
4 -	2:49.696	9 -	2:46.952	14 -	2:46.162	19 -	3:09.480		
5 -	2:48.564	10 -	2:47.351	15 -	3:47.681	20 -	3:02.862		
19	Brooks/Blakeney-Edwards	Aston Martin DB3S							
1 -	3:01.087	6 -	2:47.859	11 -	2:45.449	16 -	2:48.553	21 -	2:45.865
2 -	2:48.927	7 -	2:47.070	12 -	3:53.311	17 -	2:55.358	22 -	2:47.391
3 -	2:48.897	8 -	2:45.520	13 -	2:45.824	18 -	2:47.774		
4 -	2:46.208	9 -	2:44.921	14 -	2:45.672	19 -	2:46.096		
5 -	2:49.910	10 -	2:45.284	15 -	2:45.091	20 -	2:50.892		
21	Wyndham	Jaguar D-type							
1 -	2:45.052	6 -	2:36.419	11 -	3:37.740	16 -	2:37.219	21 -	2:40.655
2 -	2:39.142	7 -	2:36.327	12 -	2:36.839	17 -	2:38.979	22 -	2:37.875
3 -	2:36.673	8 -	2:36.932	13 -	2:36.401	18 -	2:37.044	23 -	2:39.261
4 -	2:37.075	9 -	2:37.693	14 -	2:38.151	19 -	2:37.016		
5 -	2:37.188	10 -	2:36.834	15 -	2:38.628	20 -	2:39.126		
22	Le Blanc	Austin-Healey 100S							
1 -	2:56.436	6 -	2:42.795	11 -	2:43.404	16 -	2:44.177	21 -	2:42.244
2 -	2:43.979	7 -	2:42.149	12 -	2:43.531	17 -	2:44.556	22 -	2:43.155
3 -	2:44.402	8 -	2:42.280	13 -	2:43.374	18 -	2:42.482		
4 -	2:43.650	9 -	2:42.915	14 -	3:43.488	19 -	2:41.453		
5 -	2:43.545	10 -	2:42.808	15 -	2:41.994	20 -	2:43.785		

Weather/Track: Bright/Dry

Royal Automobile Club Woodcote Trophy for Pre '56 Sports Cars
RACE 14 - LAP ANALYSIS - Silverstone - 25-27 July 2014
 (contd.)

23	Wood/Wood	RGS Atalanta			
1 - 2:56.178	6 - 2:47.423	11 - 2:41.221	16 - 2:40.853	21 - 2:41.275	
2 - 2:46.151	7 - 2:48.187	12 - 2:41.360	17 - 2:41.241	22 - 2:40.946	
3 - 2:46.291	8 - 3:42.763	13 - 2:41.365	18 - 2:41.557		
4 - 2:48.842	9 - 2:41.358	14 - 2:41.458	19 - 2:41.911		
5 - 2:47.358	10 - 2:42.552	15 - 2:41.601	20 - 2:41.472		
24	Harrison/Taft	Cooper Bristol T25			
1 - 2:55.422	6 - 2:42.788				
2 - 2:44.220	7 - 2:44.625				
3 - 2:43.143					
4 - 2:41.942					
5 - 2:42.277					
25	Ruddell	Aston Martin DB2/4 Mkl			
1 - 3:08.000	6 - 2:51.907	11 - 3:55.860	16 - 2:55.405	21 - 2:54.525	
2 - 2:52.333	7 - 2:52.529	12 - 2:52.155	17 - 2:53.705		
3 - 2:50.615	8 - 2:52.211	13 - 2:53.016	18 - 2:58.203		
4 - 2:51.612	9 - 2:53.736	14 - 2:52.928	19 - 2:55.007		
5 - 2:51.165	10 - 2:53.266	15 - 2:54.415	20 - 3:00.370		
26	Mahmoud	Austin-Healey 100/4			
1 - 3:07.116	6 - 2:52.383	11 - 4:42.325	16 - 3:00.187	21 - 2:47.626	
2 - 2:52.362	7 - 2:51.512	12 - 2:53.149	17 - 2:48.679		
3 - 2:50.644	8 - 2:52.017	13 - 2:50.229	18 - 2:49.115		
4 - 2:51.464	9 - 2:53.674	14 - 2:48.866	19 - 2:48.700		
5 - 2:53.189	10 - 2:53.360	15 - 2:50.197	20 - 2:47.534		
27	Friedrichs	Aston Martin DB3S			
1 - 2:43.064	6 - 2:41.960	11 - 2:44.120	16 - 2:36.499	21 - 2:35.543	
2 - 2:44.089	7 - 2:40.962	12 - 3:32.795	17 - 2:34.617	22 - 2:34.449	
3 - 2:44.611	8 - 2:42.056	13 - 2:36.060	18 - 2:36.645	23 - 2:35.432	
4 - 2:45.435	9 - 2:44.378	14 - 2:34.496	19 - 2:35.296		
5 - 2:42.101	10 - 2:45.134	15 - 2:34.871	20 - 2:36.596		
28	Cottingham	Ferrari 500 TRC			
1 - 3:12.966	6 - 2:53.150	11 - 2:52.597	16 - 2:50.173	21 - 2:50.995	
2 - 2:55.705	7 - 2:52.875	12 - 3:51.243	17 - 2:49.649		
3 - 2:57.450	8 - 2:52.844	13 - 2:50.394	18 - 2:46.610		
4 - 2:59.121	9 - 2:52.053	14 - 2:53.019	19 - 2:46.738		
5 - 2:55.429	10 - 2:50.984	15 - 2:52.423	20 - 2:48.864		

Weather/Track: Bright/Dry

Royal Automobile Club Woodcote Trophy for Pre '56 Sports Cars
RACE 14 - LAP ANALYSIS - Silverstone - 25-27 July 2014
 (contd.)

29	Darcey/Woolmer	Austin-Healey 100S							
1 -	3:20.585	6 -	3:08.337	11 -	2:54.150	16 -	2:50.473	21 -	2:51.160
2 -	3:04.309	7 -	3:50.769	12 -	2:50.411	17 -	2:51.092		
3 -	3:03.588	8 -	2:50.169	13 -	2:50.304	18 -	2:48.962		
4 -	3:04.618	9 -	2:50.935	14 -	2:51.142	19 -	2:49.522		
5 -	3:09.147	10 -	2:54.264	15 -	2:52.617	20 -	2:48.963		
30	Ellis/Arscott	Tojeiro Bristol							
1 -	2:57.923	6 -	2:43.357	11 -	4:31.787	16 -	2:54.562	21 -	2:52.799
2 -	2:46.508	7 -	2:42.985	12 -	2:54.391	17 -	2:52.480		
3 -	2:45.168	8 -	2:42.129	13 -	2:53.093	18 -	3:05.782		
4 -	2:46.785	9 -	2:42.228	14 -	2:52.261	19 -	3:02.213		
5 -	2:43.161	10 -	2:41.802	15 -	2:48.919	20 -	2:50.355		
31	Singer/Singer	Kurtis 500S							
1 -	2:44.709	6 -	2:39.668	11 -	2:38.597	16 -	2:44.070	21 -	2:40.801
2 -	2:39.071	7 -	2:41.777	12 -	2:38.925	17 -	2:38.861	22 -	2:41.805
3 -	2:39.416	8 -	2:48.836	13 -	2:53.005	18 -	2:39.846		
4 -	2:39.375	9 -	3:33.694	14 -	4:10.099	19 -	2:40.494		
5 -	2:39.667	10 -	2:38.991	15 -	2:39.779	20 -	2:40.959		
33	Blakeney-Edwards/Hunt	Frazer Nash Le Mans Rep							
1 -	2:55.709	6 -	2:41.305	11 -	2:46.895	16 -	2:48.175	21 -	2:46.473
2 -	2:43.419	7 -	5:23.551	12 -	2:46.998	17 -	2:47.584		
3 -	2:41.288	8 -	3:46.896	13 -	2:49.790	18 -	2:48.023		
4 -	2:41.881	9 -	2:49.524	14 -	2:47.622	19 -	2:49.571		
5 -	2:41.124	10 -	2:47.041	15 -	2:47.878	20 -	2:48.999		
34	Midgley/Woodgate	Aston Martin DB3							
1 -	2:57.625	6 -	2:42.923	11 -	2:40.633	16 -	2:41.480	21 -	2:42.132
2 -	2:47.758	7 -	2:54.975	12 -	2:42.650	17 -	2:42.997	22 -	2:42.151
3 -	2:43.889	8 -	3:20.769	13 -	2:42.675	18 -	2:42.423		
4 -	2:44.723	9 -	2:41.845	14 -	2:43.130	19 -	2:46.096		
5 -	2:44.974	10 -	2:43.192	15 -	2:43.370	20 -	2:41.792		
36	Batchelor	Aston Martin DB2/4							
1 -	3:06.471								
2 -	2:48.742								

Weather/Track: Bright/Dry

Royal Automobile Club Woodcote Trophy for Pre '56 Sports Cars
RACE 14 - LAP ANALYSIS - Silverstone - 25-27 July 2014
 (contd.)

37	Halusa/Halusa	Maserati 300S			
1 - 3:03.779	6 - 2:45.042	11 - 4:02.468	16 - 2:51.325	21 - 2:52.746	
2 - 2:47.453	7 - 2:44.281	12 - 3:00.236	17 - 2:54.485		
3 - 2:45.143	8 - 2:44.797	13 - 2:55.202	18 - 2:52.569		
4 - 2:46.616	9 - 2:44.444	14 - 2:55.563	19 - 2:54.458		
5 - 2:42.484	10 - 2:48.910	15 - 2:48.836	20 - 2:52.387		
41	Large/Collings	Austin-Healey 100/4			
1 - 3:22.250	6 - 2:57.105	11 - 3:02.407	16 - 2:59.895		
2 - 3:03.265	7 - 2:58.596	12 - 3:03.235	17 - 3:00.040		
3 - 3:02.130	8 - 2:56.653	13 - 3:00.164	18 - 3:01.429		
4 - 2:58.451	9 - 2:56.265	14 - 3:00.033	19 - 3:01.845		
5 - 2:58.657	10 - 4:02.870	15 - 3:00.828	20 - 2:58.859		
44	Thorne/Todd	Austin-Healey 100M			
1 - 2:53.588	6 - 2:41.403	11 - 4:44.682			
2 - 2:40.317	7 - 2:41.526				
3 - 2:39.948	8 - 2:42.254				
4 - 2:41.490	9 - 2:43.255				
5 - 2:41.446	10 - 2:43.213				
52	Galliers-Pratt	Frazer Nash Targa Florio			
1 - 3:13.415	6 - 2:54.992				
2 - 2:56.023	7 - 2:58.922				
3 - 2:57.100	8 - X:00.000				
4 - 2:54.104					
5 - 2:54.339					
54	Young/Ward	Cooper Jaguar T33			
1 - 2:37.956	6 - 2:36.716	11 - 2:32.355	16 - 2:30.851	21 - 2:32.313	
2 - 2:34.369	7 - 2:35.902	12 - 2:31.999	17 - 2:31.961	22 - 2:32.256	
3 - 2:33.691	8 - 2:39.183P	13 - 3:29.328	18 - 2:31.931	23 - 2:31.465	
4 - 2:34.104	9 - 3:39.850	14 - 2:31.003	19 - 2:30.935		
5 - 2:34.823	10 - 2:31.746	15 - 2:30.895	20 - 2:31.821		
55	Sharp	Aston Martin DB2			
1 - 2:57.180	6 - 2:40.817	11 - 2:45.296	16 - 2:43.779	21 - 2:42.710	
2 - 2:46.381	7 - 2:42.479	12 - 2:42.829	17 - 2:43.048	22 - 2:42.794	
3 - 2:43.221	8 - 2:41.988	13 - 2:44.550	18 - 2:42.571		
4 - 2:42.585	9 - 2:41.018	14 - 3:44.755	19 - 2:41.288		
5 - 2:41.373	10 - 2:42.782	15 - 2:43.253	20 - 2:41.604		

Weather/Track: Bright/Dry

Royal Automobile Club Woodcote Trophy for Pre '56 Sports Cars
RACE 14 - LAP ANALYSIS - Silverstone - 25-27 July 2014
 (contd.)

56	Nyblaeus/Williams	Austin-Healey 100M			
1 -	2:59.954	6 -	2:50.161		
2 -	2:51.683	7 -	2:50.070		
3 -	2:48.980	8 -	2:54.118		
4 -	2:49.647	9 -	5:14.655		
5 -	2:51.298	10 -	6:33.746		
67	Grandidier/Wilhelm	Aston Martin DB2/4			
1 -	3:15.483	6 -	2:56.876	11 -	2:55.818
2 -	2:57.321	7 -	2:56.826	12 -	4:06.742
3 -	2:54.973	8 -	2:53.565	13 -	3:02.313
4 -	2:55.854	9 -	2:54.678	14 -	3:00.075
5 -	2:56.172	10 -	2:55.676	15 -	2:58.401
				16 -	2:56.350
				17 -	2:57.237
				18 -	2:54.722
				19 -	2:58.762
				20 -	2:56.138
77	Clark/Van Der Kroft	Cooper T20/25			
1 -	3:04.035	6 -	2:47.159	11 -	4:02.051
2 -	2:48.961	7 -	2:47.604	12 -	2:47.501
3 -	2:48.224	8 -	2:47.063	13 -	2:47.461
4 -	2:49.843	9 -	2:47.183	14 -	2:47.982
5 -	2:49.628	10 -	2:47.119	15 -	2:46.947
				16 -	2:47.037
				17 -	2:46.760
				18 -	2:46.893
				19 -	2:46.054
				20 -	2:45.693
				21 -	2:45.601
				22 -	2:46.569
79	McCulloch	Frazer Nash Le Mans Replica			
1 -	3:22.898	6 -	3:00.228		
2 -	3:03.163	7 -	3:00.498		
3 -	3:02.854	8 -	3:00.901		
4 -	2:58.720	9 -	3:00.206		
5 -	2:59.120	10 -	4:10.297		
11 -	3:04.789				
12 -	3:00.482				
85	Bond	Lister Bristol			
1 -	2:56.955	6 -	2:38.839	11 -	2:38.915
2 -	2:44.269	7 -	2:38.317	12 -	2:38.403
3 -	2:39.785	8 -	2:39.361	13 -	2:39.744
4 -	2:39.637	9 -	2:39.294	14 -	3:42.812
5 -	2:38.882	10 -	2:39.398	15 -	2:39.282
				16 -	2:40.415
				17 -	2:38.593
				18 -	2:40.046
				19 -	2:37.875
				20 -	2:39.399
101	Bechtolsheimer	Allard J2			
1 -	2:46.429	6 -	2:41.899	11 -	2:39.373
2 -	2:42.083	7 -	2:39.781	12 -	3:41.231
3 -	2:42.130	8 -	2:38.899	13 -	2:39.187
4 -	2:39.208	9 -	2:39.362	14 -	2:39.296
5 -	2:40.878	10 -	2:39.382	15 -	2:38.481
				16 -	2:46.199
				17 -	2:37.178
				18 -	2:38.757
				19 -	2:39.071
				20 -	2:38.730
				21 -	2:39.032
				22 -	2:39.641
				23 -	2:39.078

Weather/Track: Bright/Dry

Royal Automobile Club Woodcote Trophy for Pre '56 Sports Cars
RACE 14 - LAP ANALYSIS - Silverstone - 25-27 July 2014
 (contd.)

115	Owen/Knill-Jones	Kurtis 500S							
1 -	2:37.273	6 -	2:34.169	11 -	3:27.824	16 -	2:34.554	21 -	2:39.150
2 -	2:34.182	7 -	2:33.845	12 -	2:36.072	17 -	2:35.450	22 -	2:37.982
3 -	2:32.524	8 -	2:35.742	13 -	2:34.352	18 -	2:35.011	23 -	2:42.544
4 -	2:33.461	9 -	2:34.498	14 -	2:38.206	19 -	2:35.759		
5 -	2:32.583	10 -	2:36.726	15 -	2:37.079	20 -	2:46.903		
117	Haythornwaite	Austin-Healey 100/6							
1 -	3:20.901	6 -	2:58.111	11 -	4:11.457	16 -	2:54.803		
2 -	2:57.950	7 -	3:01.359	12 -	2:55.703	17 -	2:55.718		
3 -	2:57.448	8 -	2:54.562	13 -	2:54.623	18 -	2:56.187		
4 -	3:00.868	9 -	2:55.709	14 -	2:56.977	19 -	2:55.700		
5 -	2:56.454	10 -	2:58.070	15 -	2:56.407	20 -	2:57.079		
121	Allen/Bailey-Watts	Aston Martin DB2 Le Mans							
1 -	3:13.676	6 -	2:51.754						
2 -	2:51.708	7 -	2:50.795						
3 -	2:50.243	8 -	2:52.010						
4 -	2:49.063	9 -	2:53.212						
5 -	2:49.614								
131	Griffin	Connaught ALSR							
1 -	3:14.617	6 -	2:56.255	11 -	2:53.596	16 -	2:50.346	21 -	2:58.620
2 -	2:58.968	7 -	2:57.131	12 -	2:51.092	17 -	2:52.154		
3 -	2:54.850	8 -	2:56.198	13 -	2:51.176	18 -	2:49.067		
4 -	2:57.073	9 -	3:57.148	14 -	2:50.732	19 -	2:52.844		
5 -	2:55.372	10 -	2:51.957	15 -	2:50.107	20 -	2:54.506		
550	Corfield/Welch	Austin-Healey 100/4							
1 -	2:52.035	6 -	2:46.540	11 -	2:46.945	16 -	2:40.438	21 -	2:39.204
2 -	2:46.876	7 -	2:56.259	12 -	2:45.885	17 -	2:41.792	22 -	2:41.110
3 -	2:47.498	8 -	2:44.735	13 -	3:31.398	18 -	2:39.259		
4 -	2:53.813	9 -	2:44.913	14 -	2:40.891	19 -	2:39.457		
5 -	2:45.830	10 -	2:43.960	15 -	2:40.795	20 -	2:39.547		

Weather/Track: Bright/Dry

Royal Automobile Club Woodcote Trophy for Pre '56 Sports Cars

RACE 14 - LAP CHART - Silverstone - 25-27 July 2014

Lap 1			Lap 2			Lap 3			Lap 4			Lap 5		
No	Behind	Laptime	No	Behind	Laptime	No	Behind	Laptime	No	Behind	Laptime	No	Behind	Laptime
11		2:35.796	11		2:33.420	11		2:33.061	11		2:33.838	11		2:32.123
115	1.477	2:37.273	115	2.239	2:34.182	115	1.702	2:32.524	115	1.325	2:33.461	115	1.785	2:32.583
54	2.160	2:37.956	54	3.109	2:34.369	54	3.739	2:33.691	54	4.005	2:34.104	54	6.705	2:34.823
7	3.773	2:39.569	1	5.004	2:34.416	1	5.731	2:33.788	1	5.673	2:33.780	1	7.224	2:33.674
1	4.008	2:39.804	7	6.895	2:36.542	7	8.955	2:35.121	7	10.715	2:35.598	7	14.206	2:35.614
15	4.879	2:40.675	15	8.773	2:37.314	15	13.701	2:37.989	15	18.063	2:38.200	15	22.836	2:36.896
27	7.268	2:43.064	9	12.798	2:38.372	9	17.131	2:37.394	9	21.023	2:37.730	9	26.098	2:37.198
9	7.846	2:43.642	31	14.564	2:39.071	21	18.590	2:36.673	21	21.827	2:37.075	21	26.892	2:37.188
31	8.913	2:44.709	21	14.978	2:39.142	31	20.919	2:39.416	31	26.456	2:39.375	3	31.528	2:37.058
21	9.256	2:45.052	27	17.937	2:44.089	3	23.877	2:38.252	3	26.593	2:36.554	31	34.000	2:39.667
101	10.633	2:46.429	6	18.190	2:40.630	6	27.267	2:42.138	101	33.735	2:39.208	101	42.490	2:40.878
6	10.980	2:46.776	3	18.686	2:38.647	101	28.365	2:42.130	6	34.064	2:40.635	6	42.727	2:40.786
3	13.459	2:49.255	101	19.296	2:42.083	27	29.487	2:44.611	44	39.228	2:41.490	44	48.551	2:41.446
8	14.222	2:50.018	10	21.033	2:39.885	8	29.823	2:40.833	27	41.084	2:45.435	27	51.062	2:42.101
10	14.568	2:50.364	8	22.051	2:41.249	10	30.029	2:42.057	8	43.896	2:47.911	85	51.290	2:38.882
14	15.149	2:50.945	14	22.458	2:40.729	44	31.576	2:39.948	85	44.531	2:39.637	8	52.011	2:40.238
550	16.239	2:52.035	44	24.689	2:40.317	33	38.139	2:41.288	33	46.182	2:41.881	33	55.183	2:41.124
44	17.792	2:53.588	550	29.695	2:46.876	85	38.732	2:39.785	24	48.612	2:41.942	24	58.766	2:42.277
17	19.404	2:55.200	33	29.912	2:43.419	24	40.508	2:43.143	22	52.352	2:43.650	55	1:02.502	2:41.373
24	19.626	2:55.422	24	30.426	2:44.220	22	42.540	2:44.402	55	53.252	2:42.585	22	1:03.774	2:43.545
33	19.913	2:55.709	22	31.199	2:43.979	550	44.132	2:47.498	34	57.880	2:44.723	34	1:10.731	2:44.974
23	20.382	2:56.178	85	32.008	2:44.269	55	44.505	2:43.221	30	1:00.269	2:46.785	30	1:11.307	2:43.161
22	20.640	2:56.436	23	33.113	2:46.151	23	46.343	2:46.291	23	1:01.347	2:48.842	23	1:16.582	2:47.358
85	21.159	2:56.955	55	34.345	2:46.381	34	46.995	2:43.889	550	1:04.107	2:53.813	37	1:17.237	2:42.484
55	21.384	2:57.180	30	35.215	2:46.508	30	47.322	2:45.168	37	1:06.876	2:46.616	550	1:17.814	2:45.830
34	21.829	2:57.625	34	36.167	2:47.758	16	53.273	2:47.257	16	1:07.869	2:48.434	10	1:22.100	2:41.020
30	22.127	2:57.923	17	38.586	2:52.602	37	54.098	2:45.143	19	1:09.004	2:46.208	16	1:23.218	2:47.472
4	23.330	2:59.126	16	39.077	2:47.832	17	56.380	2:50.855	17	1:13.006	2:50.464	19	1:26.791	2:49.910
56	24.158	2:59.954	4	40.164	2:50.254	19	56.634	2:48.897	10	1:13.203	3:17.012	18	1:29.935	2:48.564
16	24.665	3:00.461	19	40.798	2:48.927	4	57.341	2:50.238	18	1:13.494	2:49.696	17	1:32.163	2:51.280
19	25.291	3:01.087	37	42.016	2:47.453	18	57.636	2:47.976	56	1:14.149	2:49.647	77	1:32.453	2:49.628
18	26.074	3:01.870	56	42.421	2:51.683	56	58.340	2:48.980	77	1:14.948	2:49.843	56	1:33.324	2:51.298
37	27.983	3:03.779	18	42.721	2:50.067	77	58.943	2:48.224	4	1:16.657	2:53.154	4	1:34.114	2:49.580
77	28.239	3:04.035	77	43.780	2:48.961	26	1:07.845	2:50.644	26	1:25.471	2:51.464	25	1:45.487	2:51.165
36	30.675	3:06.471	36	45.997	2:48.742	25	1:08.671	2:50.615	25	1:26.445	2:51.612	121	1:46.066	2:49.614
26	31.320	3:07.116	26	50.262	2:52.362	121	1:13.350	2:50.243	121	1:28.575	2:49.063	26	1:46.537	2:53.189
25	32.204	3:08.000	25	51.117	2:52.333	28	1:23.844	2:57.450	52	1:44.527	2:54.104	52	2:06.743	2:54.339
28	37.170	3:12.966	121	56.168	2:51.708	52	1:24.261	2:57.100	67	1:47.516	2:55.854	67	2:11.565	2:56.172
52	37.619	3:13.415	28	59.455	2:55.705	67	1:25.500	2:54.973	28	1:49.127	2:59.121	28	2:12.433	2:55.429
121	37.880	3:13.676	52	1:00.222	2:56.023	131	1:26.158	2:54.850	131	1:49.393	2:57.073	131	2:12.642	2:55.372
131	38.821	3:14.617	67	1:03.588	2:57.321	117	1:34.022	2:57.448	117	2:01.052	3:00.868	117	2:25.383	2:56.454
67	39.687	3:15.483	131	1:04.369	2:58.968	12	1:44.773	2:57.651	12	2:09.468	2:58.533	12	2:30.117	2:52.772
29	44.789	3:20.585	117	1:09.635	2:57.950	41	1:45.368	3:02.130	41	2:09.981	2:58.451			
117	45.105	3:20.901	29	1:15.678	3:04.309	29	1:46.205	3:03.588	79	2:11.520	2:58.720			
12	46.115	3:21.911	41	1:16.299	3:03.265	79	1:46.638	3:02.854	29	2:16.985	3:04.618			
41	46.454	3:22.250	79	1:16.845	3:03.163									
79	47.102	3:22.898	12	1:20.183	3:07.488									

Weather/Track: Bright/Dry

www.mstworld.com

Page 1 of 5

Silverstone
Circuit Length = 3.6400 miles.
Start: 09:40 End: 10:40

Printed - 10:50 Sunday, 27 July 2014

Royal Automobile Club Woodcote Trophy for Pre '56 Sports Cars
RACE 14 - LAP CHART - Silverstone - 25-27 July 2014
 (contd.)

Lap 6			Lap 7			Lap 8			Lap 9			Lap 10		
No	Behind	Laptime	No	Behind	Laptime	No	Behind	Laptime	No	Behind	Laptime	No	Behind	Laptime
11		2:33.266	11		2:36.003	11		2:34.582	11		2:34.510	11		2:34.054
115	2.688	2:34.169	115	0.530	2:33.845	115	1.690	2:35.742	115	1.678	2:34.498	115	4.350	2:36.726
41	1 LAP	2:58.657	1	9.045	2:35.795	1	10.379	2:35.916	121	1 LAP	2:52.010	1	13.044	2:36.231
79	1 LAP	2:59.120	54	10.054	2:35.902	54	14.655	2:39.183P	25	1 LAP	2:52.211	121	1 LAP	2:53.212
1	9.253	2:35.295	117	1 LAP	2:58.111	28	1 LAP	2:52.875	26	1 LAP	2:52.017	25	1 LAP	2:53.736
54	10.155	2:36.716	12	1 LAP	2:55.349	52	1 LAP	2:58.922	1	10.867	2:34.998	26	1 LAP	2:53.674
7	16.118	2:35.178	7	16.394	2:36.279	7	20.876	2:39.064P	23	1 LAP	3:42.763	23	1 LAP	2:41.358
29	1 LAP	3:09.147	41	1 LAP	2:57.105	67	1 LAP	2:56.826	28	1 LAP	2:52.844	21	38.682	2:36.834
15	27.151	2:37.581	15	28.642	2:37.494	131	1 LAP	2:57.131	21	35.902	2:37.693	3	41.889	2:37.002
21	30.045	2:36.419	79	1 LAP	3:00.228	21	32.719	2:36.932	3	38.941	2:36.026	15	44.262	2:37.725
9	30.705	2:37.873	21	30.369	2:36.327	15	36.192	2:42.132	67	1 LAP	2:53.565	9	45.663	2:38.037
3	34.570	2:36.308	9	32.540	2:37.838	9	36.884	2:38.926	15	40.591	2:38.909	17	1 LAP	3:42.102
31	40.402	2:39.668	3	34.538	2:35.971	12	1 LAP	2:55.770	9	41.680	2:39.306	28	1 LAP	2:52.053
101	51.123	2:41.899	31	46.176	2:41.777	3	37.425	2:37.469	131	1 LAP	2:56.198	67	1 LAP	2:54.678
6	51.356	2:41.895	29	1 LAP	3:08.337	117	1 LAP	3:01.359	12	1 LAP	2:55.550	101	1:09.398	2:39.382
44	56.688	2:41.403	101	54.901	2:39.781	41	1 LAP	2:58.596	117	1 LAP	2:54.562	85	1:14.084	2:39.398
85	56.863	2:38.839	6	55.264	2:39.911	79	1 LAP	3:00.498	101	1:04.070	2:39.362	6	1:14.912	2:40.684
27	59.756	2:41.960	85	59.177	2:38.317	101	59.218	2:38.899	6	1:08.282	2:41.762	54	1:17.687	2:31.746
8	1:00.165	2:41.420	44	1:02.211	2:41.526	31	1:00.430	2:48.836	85	1:08.740	2:39.294	12	1 LAP	2:57.068
33	1:03.222	2:41.305	27	1:04.715	2:40.962	6	1:01.030	2:40.348	41	1 LAP	2:56.653	117	1 LAP	2:55.709
24	1:08.288	2:42.788	8	1:05.177	2:41.015	85	1:03.956	2:39.361	44	1:18.628	2:43.255	7	1:26.156	2:34.359
55	1:10.053	2:40.817	55	1:16.529	2:42.479	44	1:09.883	2:42.254	54	1:19.995	3:39.850	44	1:27.787	2:43.213
22	1:13.303	2:42.795	24	1:16.910	2:44.625	27	1:12.189	2:42.056	79	1 LAP	3:00.901	41	1 LAP	2:56.265
34	1:20.388	2:42.923	22	1:19.449	2:42.149	8	1:13.554	2:42.959	27	1:22.057	2:44.378	27	1:33.137	2:45.134
30	1:21.398	2:43.357	30	1:28.380	2:42.985	33	1 LAP	5:23.551	8	1:22.348	2:43.304	8	1:33.968	2:45.674
37	1:29.013	2:45.042	10	1:34.456	2:40.596	55	1:23.935	2:41.988	7	1:25.851	3:39.485	16	1 LAP	4:44.967
10	1:29.863	2:41.029	37	1:37.291	2:44.281	22	1:27.147	2:42.280	55	1:30.443	2:41.018	55	1:39.171	2:42.782
23	1:30.739	2:47.423	34	1:39.360	2:54.975	30	1:35.927	2:42.129	22	1:35.552	2:42.915	22	1:44.306	2:42.808
550	1:31.088	2:46.540	23	1:42.923	2:48.187	10	1:41.208	2:41.334	30	1:43.645	2:42.228	79	1 LAP	3:00.206
16	1:36.696	2:46.744	16	1:47.612	2:46.919	37	1:47.506	2:44.797	10	1:48.384	2:41.686	30	1:51.393	2:41.802
19	1:41.384	2:47.859	550	1:51.344	2:56.259	16	1:59.750	2:46.720	37	1:57.440	2:44.444	10	1:55.051	2:40.721
18	1:44.404	2:47.735	19	1:52.451	2:47.070	550	2:01.497	2:44.735	31	1:59.614	3:33.694	31	2:04.551	2:38.991
77	1:46.346	2:47.159	18	1:54.478	2:46.077	19	2:03.389	2:45.520	550	2:11.900	2:44.913	131	1 LAP	3:57.148
17	1:49.109	2:50.212	77	1:57.947	2:47.604	18	2:07.260	2:47.364	19	2:13.800	2:44.921	37	2:12.296	2:48.910
4	1:49.515	2:48.667	17	2:01.579	2:48.473	29	1 LAP	3:50.769	18	2:19.702	2:46.952	550	2:21.806	2:43.960
56	1:50.219	2:50.161	4	2:03.245	2:49.733	77	2:10.428	2:47.063	77	2:23.101	2:47.183	19	2:25.030	2:45.284
25	2:04.128	2:51.907	56	2:04.286	2:50.070	17	2:15.450	2:48.453	29	1 LAP	2:50.169	56	1 LAP	5:14.655
121	2:04.554	2:51.754	121	2:19.346	2:50.795	4	2:17.468	2:48.805	33	1 LAP	3:46.896	18	2:32.999	2:47.351
26	2:05.654	2:52.383	25	2:20.654	2:52.529	56	2:23.822	2:54.118	4	2:31.292	2:48.334	77	2:36.166	2:47.119
52	2:28.469	2:54.992	26	2:21.163	2:51.512	34	2:25.547	3:20.769	34	2:32.882	2:41.845			
28	2:32.317	2:53.150												
67	2:35.175	2:56.876												
131	2:35.631	2:56.255												

Weather/Track: Bright/Dry

Royal Automobile Club Woodcote Trophy for Pre '56 Sports Cars
RACE 14 - LAP CHART - Silverstone - 25-27 July 2014
 (contd.)

Lap 11			Lap 12			Lap 13			Lap 14			Lap 15		
No	Behind	Laptime	No	Behind	Laptime	No	Behind	Laptime	No	Behind	Laptime	No	Behind	Laptime
11		2:36.956	11		2:36.120	11		2:36.622	11		3:19.744	11		2:36.226
29	2 LAPS	2:50.935	18	1 LAP	2:47.846	27	1 LAP	3:32.795	23	1 LAP	2:41.365	3	1 LAP	2:50.139
34	1 LAP	2:43.192	34	1 LAP	2:40.633	131	2 LAPS	2:53.596	10	1 LAP	2:43.045	23	1 LAP	2:41.458
33	2 LAPS	2:49.524	33	2 LAPS	2:47.041	550	1 LAP	2:45.885	29	2 LAPS	2:50.411	33	2 LAPS	2:49.790
4	1 LAP	2:47.333	41	2 LAPS	4:02.870	26	2 LAPS	4:42.325	115	11.362	2:38.206	10	1 LAP	2:41.643
23	1 LAP	2:42.552	29	2 LAPS	2:54.264	12	2 LAPS	3:47.513	550	1 LAP	3:31.398	115	12.215	2:37.079
25	1 LAP	2:53.266	23	1 LAP	2:41.221	34	1 LAP	2:42.650	117	2 LAPS	2:55.703	67	2 LAPS	3:02.313
26	1 LAP	2:53.360	8	1 LAP	4:14.189	3	1 LAP	2:54.564	17	1 LAP	2:39.659	12	2 LAPS	2:58.168
17	1 LAP	2:39.804	10	1 LAP	3:55.501	18	1 LAP	2:46.959	4	1 LAP	2:43.816	550	1 LAP	2:40.891
115	55.218	3:27.824	79	2 LAPS	4:10.297	33	2 LAPS	2:46.895	41	2 LAPS	3:03.235	17	1 LAP	2:39.896
28	1 LAP	2:50.984	4	1 LAP	3:22.787	23	1 LAP	2:41.360	7	31.870	2:34.516	29	2 LAPS	2:50.304
101	1:11.815	2:39.373	115	55.170	2:36.072	29	2 LAPS	2:54.150	19	1 LAP	2:45.824	7	28.551	2:32.907
54	1:13.086	2:32.355	17	1 LAP	2:41.106	117	2 LAPS	4:11.457	79	2 LAPS	3:00.482	4	1 LAP	2:43.773
85	1:16.043	2:38.915	44	1 LAP	4:44.682	10	1 LAP	2:41.771	21	58.371	2:38.151	117	2 LAPS	2:54.623
67	1 LAP	2:55.676	37	1 LAP	4:02.468	41	2 LAPS	3:02.407	37	1 LAP	2:55.202	31	1 LAP	4:10.099
6	1:20.113	2:42.157	54	1:08.965	2:31.999	8	1 LAP	2:50.131	30	1 LAP	2:53.093	19	1 LAP	2:45.672
7	1:22.166	2:32.966	30	1 LAP	4:31.787	115	52.900	2:34.352	15	1:02.467	2:37.814	41	2 LAPS	3:00.164
21	1:39.466	3:37.740	85	1:18.326	2:38.403	17	1 LAP	2:39.990	77	1 LAP	2:47.461	21	1:00.773	2:38.628
12	1 LAP	2:55.198	7	1:19.328	2:33.282	4	1 LAP	2:45.169	9	1:08.320	2:37.446	15	1:05.355	2:39.114
27	1:40.301	2:44.120	28	1 LAP	2:52.597	79	2 LAPS	3:04.789	54	1:12.930	2:31.003	54	1:07.599	2:30.895
15	1:41.117	3:33.811	77	1 LAP	4:02.051	56	3 LAPS	6:33.746	8	1 LAP	3:47.245	9	1:10.571	2:38.477
117	1 LAP	2:58.070	6	1:27.812	2:43.819	19	1 LAP	3:53.311	16	1 LAP	2:46.504	77	1 LAP	2:47.982
9	1:46.709	3:38.002	67	1 LAP	2:55.818	7	1:17.098	2:34.392	101	1:39.043	2:39.296	30	1 LAP	2:52.261
55	1:47.511	2:45.296	21	1:40.185	2:36.839	85	1:21.448	2:39.744	85	1:44.516	3:42.812	37	1 LAP	2:55.563
16	1 LAP	2:49.602	15	1:43.123	2:38.126	37	1 LAP	3:00.236	25	1 LAP	2:53.016	8	1 LAP	2:50.367
22	1:50.754	2:43.404	52	4 LAPS	11:51.011	30	1 LAP	2:54.391	27	1:51.166	2:34.496	101	1:41.298	2:38.481
31	2:06.192	2:38.597	9	1:49.301	2:38.712	77	1 LAP	2:47.501	6	2:03.298	2:41.445	85	1:47.572	2:39.282
131	1 LAP	2:51.957	55	1:54.220	2:42.829	21	1:39.964	2:36.401	28	1 LAP	2:50.394	16	1 LAP	2:46.667
550	2:31.795	2:46.945	22	1:58.165	2:43.531	15	1:44.397	2:37.896	34	2:21.666	2:43.130	27	1:49.811	2:34.871
19	2:33.523	2:45.449	25	1 LAP	3:55.860	9	1:50.618	2:37.939	131	1 LAP	2:51.176	25	1 LAP	2:52.928
3	2:35.760	4:30.827	16	1 LAP	2:47.651	54	2:01.671	3:29.328	55	2:27.159	3:44.755	6	2:09.542	2:42.470
			31	2:08.997	2:38.925	55	2:02.148	2:44.550	22	2:28.661	3:43.488	28	1 LAP	2:53.019
			101	2:16.926	3:41.231	22	2:04.917	2:43.374	18	2:31.858	2:46.162	34	2:28.810	2:43.370
						16	1 LAP	2:48.339	26	1 LAP	2:50.229	55	2:34.186	2:43.253
						25	1 LAP	2:52.155				22	2:34.429	2:41.994
						101	2:19.491	2:39.187						
						31	2:25.380	2:53.005						
						28	1 LAP	3:51.243						
						27	2:36.414	2:36.060						
						6	2:41.597	3:50.407						
						131	1 LAP	2:51.092						
						34	2:58.280	2:42.675						
						26	1 LAP	2:53.149						
						18	3:05.440	2:47.334						
						67	1 LAP	4:06.742						
						3	3:11.651	2:54.069						
						12	1 LAP	3:00.306						
						33	1 LAP	2:46.998						

Weather/Track: Bright/Dry

www.mstworld.com

Silverstone
 Circuit Length = 3.6400 miles.
 Start: 09:40 End: 10:40

Royal Automobile Club Woodcote Trophy for Pre '56 Sports Cars
RACE 14 - LAP CHART - Silverstone - 25-27 July 2014
 (contd.)

Lap 16			Lap 17			Lap 18			Lap 19			Lap 20		
No	Behind	Laptime	No	Behind	Laptime	No	Behind	Laptime	No	Behind	Laptime	No	Behind	Laptime
11		2:35.351	11		2:36.082	11		2:33.960	11		2:34.677	11		2:35.641
131	2 LAPS	2:50.732	28	2 LAPS	2:52.423	34	1 LAP	2:42.997	115	12.919	2:35.759	41	3 LAPS	3:00.040
26	2 LAPS	2:48.866	55	1 LAP	2:43.779	25	2 LAPS	2:55.405	34	1 LAP	2:42.423	6	1 LAP	2:41.446
115	11.418	2:34.554	22	1 LAP	2:44.177	115	11.837	2:35.011	7	21.765	2:33.455	30	2 LAPS	3:05.782
23	1 LAP	2:41.601	115	10.786	2:35.450	55	1 LAP	2:43.048	55	1 LAP	2:42.571	16	2 LAPS	2:49.782
3	1 LAP	2:47.079	23	1 LAP	2:40.853	22	1 LAP	2:44.556	22	1 LAP	2:42.482	18	2 LAPS	3:05.815
10	1 LAP	2:41.927	131	2 LAPS	2:50.107	28	2 LAPS	2:50.173	25	2 LAPS	2:53.705	7	19.029	2:32.905
33	2 LAPS	2:47.622	10	1 LAP	2:41.561	7	22.987	2:32.855	23	1 LAP	2:41.557	115	24.181	2:46.903
550	1 LAP	2:40.795	7	24.092	2:32.787	23	1 LAP	2:41.241	28	2 LAPS	2:49.649	34	1 LAP	2:46.096
7	27.387	2:34.187	26	2 LAPS	2:50.197	10	1 LAP	2:40.562	10	1 LAP	2:40.465	55	1 LAP	2:41.288
17	1 LAP	2:39.819	3	1 LAP	2:46.017	131	2 LAPS	2:50.346	17	1 LAP	2:39.144	22	1 LAP	2:41.453
12	2 LAPS	2:55.528	17	1 LAP	2:38.505	17	1 LAP	2:39.011	550	1 LAP	2:39.259	23	1 LAP	2:41.911
67	2 LAPS	3:00.075	550	1 LAP	2:40.438	550	1 LAP	2:41.792	3	1 LAP	2:45.509	10	1 LAP	2:40.453
29	2 LAPS	2:51.142	33	2 LAPS	2:47.878	3	1 LAP	2:46.522	131	2 LAPS	2:52.154	17	1 LAP	2:39.866
4	1 LAP	2:43.034	4	1 LAP	2:44.303	33	2 LAPS	2:48.175	54	53.207	2:30.935	28	2 LAPS	2:46.610
31	1 LAP	2:39.779	31	1 LAP	2:44.070	26	2 LAPS	3:00.187	33	2 LAPS	2:47.584	550	1 LAP	2:39.457
117	2 LAPS	2:56.977	29	2 LAPS	2:52.617	31	1 LAP	2:38.861	31	1 LAP	2:39.846	54	49.387	2:31.821
19	1 LAP	2:45.091	54	58.978	2:31.961	54	56.949	2:31.931	26	2 LAPS	2:48.679	25	2 LAPS	2:58.203
21	1:02.641	2:37.219	12	2 LAPS	2:59.165	4	1 LAP	2:43.989	4	1 LAP	2:43.536	3	1 LAP	2:46.980
54	1:03.099	2:30.851	67	2 LAPS	2:58.401	21	1:08.622	2:37.044	21	1:10.961	2:37.016	131	2 LAPS	2:49.067
18	1 LAP	3:47.681	21	1:05.538	2:38.979	29	2 LAPS	2:50.473	15	1:21.134	2:38.811	31	1 LAP	2:40.494
15	1:09.108	2:39.104	19	1 LAP	2:48.553	15	1:17.000	2:38.877	9	1:23.296	2:38.363	33	2 LAPS	2:48.023
9	1:13.217	2:37.997	15	1:12.083	2:39.057	9	1:19.610	2:38.631	29	2 LAPS	2:51.092	21	1:14.446	2:39.126
41	2 LAPS	3:00.033	9	1:14.939	2:37.804	12	2 LAPS	2:57.252	12	2 LAPS	2:55.794	4	1 LAP	2:43.613
77	1 LAP	2:46.947	117	2 LAPS	2:56.407	67	2 LAPS	2:56.350	19	1 LAP	2:47.774	26	2 LAPS	2:49.115
30	1 LAP	2:48.919	77	1 LAP	2:47.037	19	1 LAP	2:55.358	67	2 LAPS	2:57.237	15	1:23.798	2:38.305
37	1 LAP	2:48.836	18	1 LAP	3:12.872	117	2 LAPS	2:54.803	27	1:52.798	2:35.296	9	1:25.211	2:37.556
27	1:50.959	2:36.499	41	2 LAPS	3:00.828	77	1 LAP	2:46.760	117	2 LAPS	2:55.718	29	2 LAPS	2:48.962
101	1:52.146	2:46.199	37	1 LAP	2:51.325	27	1:52.179	2:36.645	101	2:02.433	2:39.071	27	1:53.753	2:36.596
85	1:52.636	2:40.415	30	1 LAP	2:54.562	101	1:58.039	2:38.757	77	1 LAP	2:46.893	19	1 LAP	2:46.096
16	1 LAP	2:46.222	27	1:49.494	2:34.617	85	2:01.233	2:40.046	85	2:04.431	2:37.875	12	2 LAPS	2:55.911
6	2:16.571	2:42.380	101	1:53.242	2:37.178	30	1 LAP	2:52.480	37	1 LAP	2:52.569	101	2:05.522	2:38.730
25	1 LAP	2:54.415	85	1:55.147	2:38.593	37	1 LAP	2:54.485				67	2 LAPS	2:54.722
34	2:34.939	2:41.480	16	1 LAP	2:47.706	41	2 LAPS	2:59.895				85	2:08.189	2:39.399
			6	2:22.058	2:41.569	18	1 LAP	3:07.823				77	1 LAP	2:46.054
						16	1 LAP	2:47.503				117	2 LAPS	2:56.187
						6	2:30.329	2:42.231						

Weather/Track: Bright/Dry

Royal Automobile Club Woodcote Trophy for Pre '56 Sports Cars
RACE 14 - LAP CHART - Silverstone - 25-27 July 2014
 (contd.)

Lap 21			Lap 22			Lap 23			Lap 24			Lap 25		
No	Behind	Laptime	No	Behind	Laptime	No	Behind	Laptime	No	Behind	Laptime	No	Behind	Laptime
11		2:34.438	11		2:36.432	11		2:35.905						
6	1 LAP	2:41.637	117	3 LAPS	2:55.700	12	3 LAPS	2:55.689						
37	2 LAPS	2:54.458	6	1 LAP	2:42.171	7	13.376	2:33.394						
7	18.546	2:33.955	7	15.887	2:33.773	67	3 LAPS	2:56.138						
16	2 LAPS	2:49.608	37	2 LAPS	2:52.387	6	1 LAP	2:42.718						
41	3 LAPS	3:01.429	115	30.443	2:37.982	117	3 LAPS	2:57.079						
115	28.893	2:39.150	16	2 LAPS	2:48.980	115	37.082	2:42.544						
30	2 LAPS	3:02.213	34	1 LAP	2:42.132	54	38.646	2:31.465						
34	1 LAP	2:41.792	55	1 LAP	2:42.710	37	2 LAPS	2:52.746						
55	1 LAP	2:41.604	54	43.086	2:32.256	16	2 LAPS	2:48.573						
22	1 LAP	2:43.785	30	2 LAPS	2:50.355	34	1 LAP	2:42.151						
23	1 LAP	2:41.472	22	1 LAP	2:42.244	55	1 LAP	2:42.794						
54	47.262	2:32.313	23	1 LAP	2:41.275	22	1 LAP	2:43.155						
10	1 LAP	2:42.304	17	1 LAP	2:39.907	23	1 LAP	2:40.946						
17	1 LAP	2:39.112	41	3 LAPS	3:01.845	17	1 LAP	2:39.615						
18	2 LAPS	3:09.480	10	1 LAP	2:42.678	550	1 LAP	2:41.110						
550	1 LAP	2:39.547	550	1 LAP	2:39.204	10	1 LAP	2:42.799						
28	2 LAPS	2:46.738	28	2 LAPS	2:48.864	30	2 LAPS	2:52.799						
25	2 LAPS	2:55.007	18	2 LAPS	3:02.862	41	3 LAPS	2:58.859						
31	1 LAP	2:40.959	31	1 LAP	2:40.801	31	1 LAP	2:41.805						
3	1 LAP	2:48.535	21	1:22.106	2:37.875	21	1:25.462	2:39.261						
21	1:20.663	2:40.655	3	1 LAP	2:46.807	28	2 LAPS	2:50.995						
131	2 LAPS	2:52.844	9	1:31.800	2:38.961	9	1:35.618	2:39.723						
4	1 LAP	2:43.386	15	1:32.066	2:39.794	3	1 LAP	2:49.633						
33	2 LAPS	2:49.571	4	1 LAP	2:44.729	15	1:41.058	2:44.897						
15	1:28.704	2:39.344	25	2 LAPS	3:00.370	4	1 LAP	2:49.312						
9	1:29.271	2:38.498	33	2 LAPS	2:48.999	18	2 LAPS	3:08.543						
26	2 LAPS	2:48.700	131	2 LAPS	2:54.506	33	2 LAPS	2:46.473						
27	1:54.858	2:35.543	26	2 LAPS	2:47.534	27	1:52.402	2:35.432						
29	2 LAPS	2:49.522	27	1:52.875	2:34.449	25	2 LAPS	2:54.525						
101	2:10.116	2:39.032	29	2 LAPS	2:48.963	26	2 LAPS	2:47.626						
19	1 LAP	2:50.892	101	2:13.325	2:39.641	131	2 LAPS	2:58.620						
85	2:14.309	2:40.558	85	2:17.006	2:39.129	101	2:16.498	2:39.078						
77	1 LAP	2:45.693	19	1 LAP	2:45.865	85	2:21.755	2:40.654						
12	2 LAPS	2:57.328	77	1 LAP	2:45.601	29	2 LAPS	2:51.160						
67	2 LAPS	2:58.762				19	1 LAP	2:47.391						
						77	1 LAP	2:46.569						

Weather/Track: Bright/Dry

Royal Automobile Club Tourist Trophy for Historic Cars Pre' 63 GT

RACE 16 - QUALIFYING - Silverstone - 25-27 July 2014

POS	NO	CL	DRIVER(S)	CAR	TIME	LAPS	GAP	MPH
1	60	C	Oliver/Pearson	Ferrari 250 GT Berlinetta SWB	2:33.378	10		85.43
2	63	D	Minshaw	Jaguar E-type	2:33.700	11	0.322	85.25
3	1	D	Friedrichs/Hadfield	Aston Martin DB4GT	2:33.847	9	0.469	85.17
4	73	D	Cottingham/Cottingham	Jaguar E-type	2:34.026	12	0.648	85.07
5	65	D	Hunt/Blakeney-Edwards	AC Cobra	2:34.073	10	0.695	85.05
6	17	INV	Naismith	Aston Martin DB4	2:36.515	11	3.137	83.72
7	70	B	Kremer	Morgan Plus 4 Supersports	2:37.515	9	4.137	83.19
8	64	INV	Miller/Goble	Aston Martin DB4	2:39.409	10	6.031	82.20
9	51	D	Truslove	Jaguar E-type	2:39.413	9	6.035	82.20
10	15	A	Winchester/Mallard	Ginetta G4	2:40.365	11	6.987	81.71
11	8	A	Clark	Lotus Elite	2:40.403	10	7.025	81.69
12	13	A	Wolfe	Lotus Elite	2:40.460	7	7.082	81.66
13	66	D	Wood/Wood	Jaguar E-type	2:40.838	9	7.460	81.47
14	85	D	Burton*	Jaguar E-type	2:41.540	9	8.162	81.11
15	28	A	Gans/Wright	Lotus Elite S1	2:41.548	11	8.170	81.11
16	96	A	Wilson/Bentley*	Ginetta G4	2:41.625	10	8.247	81.07
17	29	D	Skipworth/Dean	Jaguar E-type	2:41.637	11	8.259	81.07
18	68	C	Drabble/Drabble	Reliant Sabre Six	2:42.680	10	9.302	80.55
19	44	B	Burnett/Birch	Porsche 356 B Carrera GT 2	2:45.613	9	12.235	79.12
20	82	D	Binfield/Faure	Jaguar E-type	2:45.884	10	12.506	78.99
21	90	A	Halstead	Lotus Elite S2	2:46.048	9	12.670	78.91
22	39	B	Emberson/Wykeham	Morgan Plus 4 Supersports	2:46.063	10	12.685	78.91
23	61	D	Lewis/Farthing	Jaguar E-type	2:46.131	10	12.753	78.87
24	42	A	Birch/Burnett	Lotus Elite	2:47.144	9	13.766	78.39
25	78	INV	Rawe	Aston Martin DB4	2:47.814	9	14.436	78.08
26	50	D	Hall/O'Shea	Jaguar E-type SI	2:47.994	11	14.616	78.00
27	69	D	Verey/Welch	Jensen 541 R	2:48.993	9	15.615	77.54
28	3	B	Dawson/Talwar	Porsche 356	2:50.680	10	17.302	76.77
29	53	A	Bason/Barrington	Lotus Elite S2	2:51.279	10	17.901	76.50
30	91	A	Bilderbeck/Wood	Turner Climax Mk1	2:51.376	9	17.998	76.46
31	81	B	Ellis/Bos	MG A Twin Cam	2:52.209	9	18.831	76.09
32	121	C	Allen/Baily-Watts	Aston Martin DB2 Le Mans	2:53.026	10	19.648	75.73
33	79	INV	Hudd	Aston Martin DB4	2:53.844	8	20.466	75.37
34	86	A	Adams	Turner Climax MK II	2:54.567	10	21.189	75.06
35	87	INV	Prichard Jones/Kennedy*	Turner MkIII	2:54.586	10	21.208	75.05
36	36	B	Wright/Clark	Porsche 356A	2:54.749	10	21.371	74.98
37	99	B	Gurney/Coles	Morgan Plus 4 Supersports	2:57.087	4	23.709	73.99
38	9	B	Eder	Porsche 356 A	2:58.662	8	25.284	73.34
39	58		Gordon	Jaguar XK 150	3:05.325	10	31.947	70.70
40	7	B	Eckert	Porsche 356 A	3:06.039	10	32.661	70.43
41	46	INV	Clegg/McGlone	Austin Healey Sebring Sprite	3:06.781	8	33.403	70.15
42	18	A	Weston/Garside	Lotus Elite S2	3:08.694	9	35.316	69.44

*Cars 96, 85, 87 require working transponders - Regulation Q.12.2.1 refers, a 30 second penalty will be applied if not working in the race. Weather/Track: Sun/Dry
 These results are provisional until the conclusion of any judicial and technical matters.

Silverstone
 Circuit Length = 3.6400 miles.
 Start: 12:21 End: 12:51

Clerk of the Course:	Timekeeper:
----------------------	-------------

**Royal Automobile Club Tourist Trophy for Historic Cars Pre' 63 GT
RACE 16 - QUALIFYING LAP ANALYSIS - Silverstone - 25-27 July 2014**

1	Friedrichs/Hadfield	Aston Martin DB4GT
1 -	9:41.643	6 - 2:33.847
2 -	2:49.613	7 - 2:37.487
3 -	2:45.272	8 - 2:34.010
4 -	5:35.963	9 - 2:34.585
5 -	2:36.407	
3	Dawson/Talwar	Porsche 356
1 -	9:51.820	6 - 2:51.811
2 -	2:55.356	7 - 2:53.766
3 -	2:53.141	8 - 2:52.461
4 -	2:50.680	9 - 2:51.668
5 -	3:58.427	10 - 2:53.712
7	Eckert	Porsche 356 A
1 -	9:53.502	6 - 3:13.155
2 -	3:09.017	7 - 3:07.417
3 -	3:06.039	8 - 3:07.119
4 -	3:13.332	9 - 3:08.305
5 -	3:09.913	10 - 3:10.705
8	Clark	Lotus Elite
1 -	9:31.996	6 - 2:44.740
2 -	2:49.807	7 - 2:45.880
3 -	2:45.786	8 - 4:39.314
4 -	2:45.477	9 - 2:40.403
5 -	2:44.402	10 - 2:40.971
9	Eder	Porsche 356 A
1 -	X:00.000	6 - 3:11.767
2 -	3:04.352	7 - 3:09.600
3 -	2:58.662	8 - 3:23.786
4 -	3:02.474	
5 -	3:02.724	
13	Wolfe	Lotus Elite
1 -	X:00.000	6 - 2:57.632
2 -	2:41.243	7 - 2:51.671
3 -	2:40.460	
4 -	2:43.835	
5 -	2:42.999	

*Cars 96, 85, 87 require working transponders - Regulation Q.12.2.1 refers, a 30 second penalty will be applied if not working in the race. Weather/Track: Sun/Dry

Royal Automobile Club Tourist Trophy for Historic Cars Pre' 63 GT
RACE 16 - QUALIFYING LAP ANALYSIS - Silverstone - 25-27 July 2014
 (contd.)

15	Winchester/Mallard	Ginetta G4
1 - 8:52.295	6 - 4:17.656	11 - 2:50.251
2 - 2:43.399	7 - 2:41.829	
3 - 2:40.486	8 - 2:40.365	
4 - 2:41.076	9 - 2:41.123	
5 - 2:41.483	10 - 2:41.727	
17	Naismith	Aston Martin DB4
1 - 9:39.575	6 - 2:36.515	11 - 2:38.019
2 - 2:46.142	7 - 2:37.080	
3 - 2:41.529	8 - 2:36.936	
4 - 2:38.623	9 - 2:39.048	
5 - 2:36.819	10 - 2:37.791	
18	Weston/Garside	Lotus Elite S2
1 - X:00.000	6 - 4:31.921	
2 - 3:21.075	7 - 3:08.694	
3 - 3:19.003	8 - 3:09.393	
4 - 3:17.596	9 - 3:10.039	
5 - 3:19.522		
28	Gans/Wright	Lotus Elite S1
1 - X:00.000	6 - 2:43.440	11 - 2:47.448
2 - 2:47.361	7 - 4:06.511	
3 - 2:43.418	8 - 2:48.053	
4 - 2:42.939	9 - 2:47.932	
5 - 2:41.548	10 - 2:47.547	
29	Skipworth/Dean	Jaguar E-type
1 - 9:39.255	6 - 4:23.899	11 - 2:46.121
2 - 2:50.011	7 - 2:44.330	
3 - 2:43.884	8 - 2:44.228	
4 - 2:43.013	9 - 2:41.637	
5 - 2:44.950	10 - 2:42.808	
36	Wright/Clark	Porsche 356A
1 - 9:40.811	6 - 4:41.150	
2 - 2:57.531	7 - 3:00.416	
3 - 2:57.518	8 - 2:58.614	
4 - 2:54.749	9 - 3:01.910	
5 - 2:56.261	10 - 3:02.632	

*Cars 96, 85, 87 require working transponders - Regulation Q.12.2.1 refers, a 30 second penalty will be applied if not working in the race. Weather/Track: Sun/Dry

Silverstone
 Circuit Length = 3.6400 miles.
 Start: 12:21 End: 12:51

Royal Automobile Club Tourist Trophy for Historic Cars Pre' 63 GT
RACE 16 - QUALIFYING LAP ANALYSIS - Silverstone - 25-27 July 2014
 (contd.)

39	Emberson/Wykeham	Morgan Plus 4 Supersports
1 -	9:16.782	6 - 5:18.360
2 -	2:49.765	7 - 2:50.457
3 -	2:46.190	8 - 2:48.781
4 -	2:46.063	9 - 2:56.863
5 -	2:46.571	10 - 2:50.499
42	Birch/Burnett	Lotus Elite
1 -	9:51.571	6 - 2:49.981
2 -	2:54.066	7 - 2:47.144
3 -	2:50.443	8 - 2:48.871
4 -	2:51.906	9 - 3:08.052
5 -	2:50.355	
44	Burnett/Birch	Porsche 356 B Carrera GT 2
1 -	9:48.251	6 - 2:46.267
2 -	2:50.805	7 - 2:45.740
3 -	2:51.450	8 - 2:45.613
4 -	2:49.158	9 - 2:47.006
5 -	2:46.242	
46	Clegg/McGlone	Austin Healey Sebring Sprite
1 -	9:38.253	6 - 4:48.321
2 -	3:15.748	7 - 3:06.781
3 -	3:13.705	8 - 3:08.044
4 -	3:12.913	
5 -	3:11.981	
50	Hall/O'Shea	Jaguar E-type SI
1 -	9:23.557	6 - 4:27.723
2 -	2:53.923	7 - 2:52.172
3 -	2:49.395	8 - 2:49.369
4 -	2:48.574	9 - 2:49.393
5 -	2:47.994	10 - 2:50.197
11 -	2:50.678	
51	Truslove	Jaguar E-type
1 -	X:00.000	6 - 2:39.413
2 -	3:06.581	7 - 2:41.358
3 -	2:58.109	8 - 2:41.988
4 -	2:48.832	9 - 2:41.758
5 -	2:43.260	

*Cars 96, 85, 87 require working transponders - Regulation Q.12.2.1 refers, a 30 second penalty will be applied if not working in the race. Weather/Track: Sun/Dry

Silverstone
 Circuit Length = 3.6400 miles.
 Start: 12:21 End: 12:51

Royal Automobile Club Tourist Trophy for Historic Cars Pre' 63 GT
RACE 16 - QUALIFYING LAP ANALYSIS - Silverstone - 25-27 July 2014
 (contd.)

53	Bason/Barrington	Lotus Elite S2	
1 -	X:00.000	6 -	4:45.425
2 -	2:54.425	7 -	2:56.823
3 -	2:51.279	8 -	2:51.723
4 -	2:54.370	9 -	2:55.597
5 -	2:53.521	10 -	3:00.264
58	Gordon	Jaguar XK 150	
1 -	X:00.000	6 -	3:06.556
2 -	3:08.249	7 -	3:05.325
3 -	3:07.461	8 -	3:06.051
4 -	3:07.041	9 -	3:07.210
5 -	3:06.943	10 -	3:12.217
60	Oliver/Pearson	Ferrari 250 GT Berlinetta SWB	
1 -	8:47.078	6 -	2:33.825
2 -	2:36.313	7 -	2:36.585
3 -	2:35.871	8 -	2:36.002
4 -	2:33.378	9 -	2:39.593
5 -	3:44.466	10 -	2:33.867
61	Lewis/Farthing	Jaguar E-type	
1 -	9:26.631	6 -	3:00.817
2 -	2:58.844	7 -	5:23.711
3 -	2:58.747	8 -	2:48.670
4 -	3:01.808	9 -	2:46.131
5 -	2:59.172	10 -	2:55.014
63	Minshaw	Jaguar E-type	
1 -	8:49.644	6 -	2:44.074
2 -	2:34.491	7 -	2:40.276
3 -	2:33.700	8 -	2:38.325
4 -	2:37.245	9 -	2:40.339
5 -	4:44.299	10 -	2:40.218
		11 -	2:39.349
64	Miller/Goble	Aston Martin DB4	
1 -	9:38.937	6 -	2:41.019
2 -	3:07.924	7 -	2:42.271
3 -	2:57.689	8 -	2:39.409
4 -	2:55.948	9 -	2:40.215
5 -	4:32.523	10 -	2:41.931

*Cars 96, 85, 87 require working transponders - Regulation Q.12.2.1 refers, a 30 second penalty will be applied if not working in the race. Weather/Track: Sun/Dry

Royal Automobile Club Tourist Trophy for Historic Cars Pre' 63 GT
RACE 16 - QUALIFYING LAP ANALYSIS - Silverstone - 25-27 July 2014
 (contd.)

65	Hunt/Blakeney-Edwards	AC Cobra
1 - 8:51.022	6 - 2:37.715	
2 - 2:37.827	7 - 2:34.607	
3 - 2:38.097	8 - 2:34.073	
4 - 2:36.131	9 - 2:40.454	
5 - 4:33.452	10 - 2:35.571	
66	Wood/Wood	Jaguar E-type
1 - 8:59.750	6 - 3:05.349	
2 - 2:44.594	7 - 2:57.104	
3 - 2:42.211	8 - 2:55.643	
4 - 2:40.838	9 - 2:53.785	
5 - 4:52.081		
68	Drabble/Drabble	Reliant Sabre Six
1 - 9:54.132	6 - 2:46.177	
2 - 2:59.730	7 - 2:42.964	
3 - 2:52.256	8 - 2:42.680	
4 - 2:54.926	9 - 2:57.347	
5 - 5:04.271	10 - 2:47.674	
69	Verey/Welch	Jensen 541 R
1 - 9:51.287	6 - 2:50.400	
2 - 2:59.837	7 - 2:50.508	
3 - 2:54.680	8 - 2:48.993	
4 - 2:59.288	9 - 2:51.110	
5 - 4:49.337		
70	Kremer	Morgan Plus 4 Supersports
1 - 9:09.859	6 - 2:50.796	
2 - 2:41.304	7 - 2:43.346	
3 - 2:39.284	8 - 6:42.749	
4 - 2:37.515	9 - 2:40.704	
5 - 2:59.603		
73	Cottingham/Cottingham	Jaguar E-type
1 - 9:00.291	6 - 2:35.899	11 - 2:40.052
2 - 2:39.500	7 - 3:45.693	12 - 2:42.444
3 - 2:35.477	8 - 2:43.574	
4 - 2:34.026	9 - 2:41.040	
5 - 2:34.147	10 - 2:41.872	

*Cars 96, 85, 87 require working transponders - Regulation Q.12.2.1 refers, a 30 second penalty will be applied if not working in the race. Weather/Track: Sun/Dry

Silverstone
 Circuit Length = 3.6400 miles.
 Start: 12:21 End: 12:51

Royal Automobile Club Tourist Trophy for Historic Cars Pre' 63 GT
RACE 16 - QUALIFYING LAP ANALYSIS - Silverstone - 25-27 July 2014
 (contd.)

78	Rawe	Aston Martin DB4	
1 -	9:34.051	6 -	4:38.112
2 -	2:56.099	7 -	2:47.814
3 -	2:52.844	8 -	2:48.147
4 -	2:52.257	9 -	2:51.006
5 -	2:52.701		
79	Hudd	Aston Martin DB4	
1 -	9:26.975	6 -	2:57.796
2 -	2:53.844	7 -	2:54.892
3 -	2:54.853	8 -	3:06.849
4 -	3:03.133		
5 -	2:56.214		
81	Ellis/Bos	MG A Twin Cam	
1 -	X:00.000	6 -	2:55.935
2 -	2:58.120	7 -	2:55.481
3 -	2:55.080	8 -	2:54.165
4 -	5:04.929	9 -	2:52.209
5 -	2:59.899		
82	Binfield/Faure	Jaguar E-type	
1 -	9:03.641	6 -	2:48.120
2 -	2:47.397	7 -	2:48.546
3 -	2:45.946	8 -	2:47.387
4 -	2:45.884	9 -	2:47.944
5 -	4:35.893	10 -	2:50.433
85	Burton*	Jaguar E-type	
1 -	X:00.000	6 -	6:38.721
2 -	2:56.149	7 -	2:44.455
3 -	2:48.225	8 -	2:41.540
4 -	2:48.872	9 -	2:44.754
5 -	2:52.847		
86	Adams	Turner Climax MK II	
1 -	9:28.021	6 -	2:57.990
2 -	3:09.405	7 -	4:55.736
3 -	3:02.587	8 -	2:55.706
4 -	3:01.795	9 -	2:54.567
5 -	3:00.003	10 -	2:55.986

*Cars 96, 85, 87 require working transponders - Regulation Q.12.2.1 refers, a 30 second penalty will be applied if not working in the race. Weather/Track: Sun/Dry

Silverstone
 Circuit Length = 3.6400 miles.
 Start: 12:21 End: 12:51

Royal Automobile Club Tourist Trophy for Historic Cars Pre' 63 GT
RACE 16 - QUALIFYING LAP ANALYSIS - Silverstone - 25-27 July 2014
 (contd.)

87	Prichard Jones/Kennedy*	Turner MkIII
1 -	X:00.000	6 - 5:20.902
2 -	3:00.162	7 - 3:01.329
3 -	2:56.149	8 - 3:00.856
4 -	2:54.586	9 - 2:58.935
5 -	2:57.171	10 - 3:01.869
90	Halstead	Lotus Elite S2
1 -	9:11.021	6 - 2:47.815
2 -	2:49.331	7 - 2:47.956
3 -	2:47.485	8 - 2:49.400
4 -	2:46.048	9 - 2:46.815
5 -	2:47.193	
91	Bilderbeck/Wood	Turner Climax Mk1
1 -	9:23.830	6 - 4:47.745
2 -	2:54.238	7 - 2:58.363
3 -	2:51.376	8 - 2:56.062
4 -	7:10.513	9 - 3:06.528
5 -	2:54.481	
96	Wilson/Bentley*	Ginetta G4
1 -	9:32.308	6 - 2:41.625
2 -	2:50.141	7 - 4:53.486
3 -	2:45.760	8 - 2:46.393
4 -	2:54.406	9 - 2:48.847
5 -	2:58.276	10 - 2:46.273
99	Gurney/Coles	Morgan Plus 4 Supersports
1 -	X:00.000	
2 -	2:58.720	
3 -	2:57.087	
4 -	3:03.466	
121	Allen/Baily-Watts	Aston Martin DB2 Le Mans
1 -	X:00.000	6 - 4:49.089
2 -	2:58.929	7 - 3:03.325
3 -	2:53.262	8 - 3:01.193
4 -	2:53.026	9 - 2:58.789
5 -	2:53.973	10 - 3:03.598

*Cars 96, 85, 87 require working transponders - Regulation Q.12.2.1 refers, a 30 second penalty will be applied if not working in the race. Weather/Track: Sun/Dry


Silverstone
 Circuit Length = 3.6400 miles.
 Start: 12:21 End: 12:51

**Royal Automobile Club Tourist Trophy for Historic Cars Pre' 63 GT
RACE 16 - AMENDED GRID - Silverstone - 25-27 July 2014**

ROW
22
ROW
21
ROW
20
ROW
19
ROW
18
ROW
17
ROW
16
ROW
15
ROW
14
ROW
13
ROW
12
ROW
11
ROW
10
ROW
9
ROW
8
ROW
7
ROW
6
ROW
5
ROW
4
ROW
3
ROW
2
ROW
1

33	Clegg/Clegg	
18	Weston/Garside	90 Halstead
7	Eckert	46 Clegg/McGlone
9	Eder	58 Gordon
36	Wright/Clark	99 Gurney/Coles
86	Adams	87 Prichard Jones/Kennedy
121	Allen/Baily-Watts	79 Hudd
91	Bilderbeck/Wood	81 Ellis/Bos
3	Dawson/Talwar	53 Bason/Barrington
50	Hall/O'Shea	69 Verey/Welch
42	Birch/Burnett	78 Rawe
39	Emberson/Wykeham	61 Lewis/Farthing
44	Burnett/Birch	82 Binfield/Faure
29	Skipworth/Dean	68 Drabble/Drabble
28	Gans/Wright	96 Wilson/Bentley
66	Wood/Wood	85 Burton
8	Clark	13 Wolfe
51	Truslove	15 Winchester/Mallard
70	Kremer	64 Miller/Goble
65	Hunt/Blakeney-Edwards	17 Naismith
1	Friedrichs/Hadfield	73 Cottingham/Cottingham
60	Oliver/Pearson	63 Minshaw

POLE



Car 90 to back of grid (practice out of session). Car 33 allowed to start.

Silverstone
Circuit Length = 3.6400 miles.
Start: 12:21 End: 12:51

Clerk of the Course:		Timekeeper:
----------------------	--	-------------

Royal Automobile Club Tourist Trophy for Historic Cars Pre' 63 GT

RACE 16 - CLASSIFICATION - Silverstone - 25-27 July 2014

POS	NO	CL	DRIVER(S)	CAR	TIME	LAPS	GAP	MPH	BEST
1	60	C	Oliver/Pearson	Ferrari 250 GT Berlinetta SWB	50:05.061	19		82.75	2:32.535
2	73	D	Cottingham/Cottingham	Jaquar E-type	50:25.602	19	20.541	82.19	2:33.164
3	65	D	Hunt/Blakeney-Edwards	AC Cobra	50:54.694	19	49.633	81.40	2:36.865
4	63	D	Minshaw	Jaquar E-type	50:55.203	19	50.142	81.39	2:34.573
5	1	D	Friedrichs/Hadfield	Aston Martin DB4GT	51:14.030	19	1:08.969	80.89	2:33.926
6	17	INV	Naismith	Aston Martin DB4	51:26.547	19	1:21.486	80.56	2:37.087
7	70	C	Kremer	Morgan Plus 4 Supersports	51:48.010	19	1:42.949	80.01	2:37.818
8	96	A	Wilson/Bentley	Ginetta G4	52:40.625	19	2:35.564	78.67	2:40.129
9	51	D	Truslove	Jaquar E-type	50:13.848	18	1 LAP	78.16	2:39.737
10	90	A	Halstead	Turner	50:19.097	18	1 LAP	78.02	2:37.869
11	8	A	Clark	Lotus Elite	50:32.418	18	1 LAP	77.68	2:40.845
12	29	D	Skipworth/Dean	Jaquar E-type	50:35.645	18	1 LAP	77.60	2:41.485
13	28	A	Gans/Wright	Lotus Elite S1	51:02.621	18	1 LAP	76.91	2:42.828
14	44	B	Burnett/Birch	Porsche 356 B Carrera GT 2	51:10.744	18	1 LAP	76.71	2:45.999
15	15	A	Winchester/Mallard	Ginetta G4	51:35.646	18	1 LAP	76.09	2:41.712
16	82	D	Binfield/Faure	Jaquar E-type	51:37.615	18	1 LAP	76.04	2:44.047
17	78	INV	Rawe	Aston Martin DB4	51:47.257	18	1 LAP	75.81	2:46.069
18	39	B	Emberson/Wykeham	Morgan Plus 4 Supersports	52:02.089	18	1 LAP	75.45	2:42.876
19	50	D	Hall/O'Shea	Jaquar E-type SI	52:06.713	18	1 LAP	75.34	2:44.265
20	64	INV	Miller/Goble	Aston Martin DB4	52:21.655	18	1 LAP	74.98	2:39.892
21	53	A	Bason/Barrington	Lotus Elite S2	50:16.368	17	2 LAPS	73.75	2:48.993
22	42	A	Birch/Burnett	Lotus Elite	50:18.538	17	2 LAPS	73.70	2:45.857
23	61	D	Lewis/Farthing	Jaquar E-type	50:20.819	17	2 LAPS	73.64	2:45.937
24	81	B	Ellis/Bos	MG A Twin Cam	50:40.866	17	2 LAPS	73.15	2:50.690
25	91	A	Bilderbeck/Wood	Turner Climax Mk1	50:50.709	17	2 LAPS	72.92	2:50.469
26	86	A	Adams	Turner Climax MK II	51:09.318	17	2 LAPS	72.48	2:52.588
27	36	B	Wright/Clark	Porsche 356A	51:16.205	17	2 LAPS	72.31	2:52.059
28	79	INV	Hudd	Aston Martin DB4	51:59.079	17	2 LAPS	71.32	2:50.006
29	121	C	Allen/Baily-Watts	Aston Martin DB2 Le Mans	52:01.888	17	2 LAPS	71.26	2:54.713
30	99	B	Gurney/Coles	Morgan Plus 4 Supersports	52:27.146	17	2 LAPS	70.68	2:52.416
31	58		Gordon	Jaquar XK 150	53:13.827	17	2 LAPS	69.65	2:58.765
32	9	B	Eder	Porsche 356 A	51:03.044	16	3 LAPS	68.35	3:01.821
33	7	B	Eckert	Porsche 356 A	51:09.055	16	3 LAPS	68.21	3:03.347
34	18	A	Weston/Garside	Lotus Elite S2	52:04.725	16	3 LAPS	67.00	3:03.472
35	3	B	Dawson/Talwar	Porsche 356	46:26.069	15	4 LAPS	70.44	2:49.326

NOT CLASSIFIED

46	INV	Clegg/McGlone	Austin Healey Sebring Sprite	41:05.495	12	D.N.F.	63.65	2:58.810
13	A	Wolfe	Lotus Elite	30:15.737	11	D.N.F.	79.22	2:42.669
68	C	Drabble/Drabble	Reliant Sabre Six	32:02.003	10	D.N.F.	68.02	2:46.028
66	D	Wood/Wood	Jaquar E-type	52:09.339	9	N.C.F.	37.59	2:59.527
69	D	Verey/Welch	Jensen 541 R	20:20.357	7	D.N.F.	74.91	2:52.083
85	D	Burton	Jaquar E-type	16:36.075	6	D.N.F.	78.63	2:40.294
87	INV	Prichard Jones/Kennedy	Turner MkIII	22:25.525	6	D.N.F.	58.20	2:48.787
33	INV	Clegg/Clegg	Austin Healey Sebring Sprite	36:19.014	6	D.N.F.	35.94	3:09.801

Silverstone
Circuit Length = 3.6400 miles.
Start: 11:49 End: 12:39

Weather/Track: Sun/Dry

These results are provisional until the conclusion of any judicial and technical matters.

Clerk of the Course:	Timekeeper:
----------------------	-------------

Royal Automobile Club Tourist Trophy for Historic Cars Pre' 63 GT

RACE 16 - CLASSIFICATION - Silverstone - 25-27 July 2014

(contd.)

POS	NO	CL	DRIVER(S)	CAR	TIME	LAPS	GAP	MPH	BEST
					FASTEST LAP				
60	C		Oliver/Pearson	Ferrari 250 GT Berlinetta SWB	2:32.535	6	85.90mph	138.25kph	
73	D		Cottingham/Cottingham	Jaguar E-type	2:33.164	7	85.55mph	137.68kph	
17	INV		Naismith	Aston Martin DB4	2:37.087	2	83.41mph	134.24kph	
90	A		Halstead	Turner	2:37.869	6	83.00mph	133.58kph	
39	B		Emberson/Wykeham	Morgan Plus 4 Supersports	2:42.876	6	80.45mph	129.47kph	
58			Gordon	Jaguar XK 150	2:58.765	7	73.30mph	117.96kph	

Weather/Track: Sun/Dry

These results are provisional until the conclusion of any judicial and technical matters.

Silverstone
Circuit Length = 3.6400 miles.
Start: 11:49 End: 12:39

Clerk of the Course:		Timekeeper:
----------------------	--	-------------

Royal Automobile Club Tourist Trophy for Historic Cars Pre' 63 GT

RACE 16 - LAP ANALYSIS - Silverstone - 25-27 July 2014

1	Friedrichs/Hadfield	Aston Martin DB4GT					
1 -	2:44.450	6 -	2:46.760	11 -	2:35.108	16 -	2:37.079
2 -	2:41.514	7 -	2:44.876	12 -	2:34.004	17 -	2:38.935
3 -	2:41.047	8 -	2:42.794	13 -	2:33.926	18 -	2:36.603
4 -	2:44.001	9 -	3:28.258	14 -	2:35.160	19 -	2:37.642
5 -	2:41.649	10 -	2:34.917	15 -	2:35.307		
3	Dawson/Talwar	Porsche 356					
1 -	4:06.448	6 -	2:51.711	11 -	2:49.326		
2 -	2:54.011	7 -	2:51.933	12 -	2:49.660		
3 -	4:19.784	8 -	3:42.653	13 -	2:51.822		
4 -	2:51.547	9 -	2:51.144	14 -	2:54.502		
5 -	2:50.704	10 -	2:49.512	15 -	2:51.312		
7	Eckert	Porsche 356 A					
1 -	3:20.405	6 -	3:06.452	11 -	4:18.281	16 -	3:03.347
2 -	3:07.099	7 -	3:08.100	12 -	3:08.450		
3 -	3:06.980	8 -	3:03.544	13 -	3:09.834		
4 -	3:09.327	9 -	3:04.577	14 -	3:06.356		
5 -	3:07.112	10 -	3:04.016	15 -	3:05.175		
8	Clark	Lotus Elite					
1 -	2:48.467	6 -	2:41.788	11 -	2:48.650	16 -	2:47.108
2 -	2:41.415	7 -	2:40.845	12 -	2:47.012	17 -	2:46.438
3 -	2:41.110	8 -	2:40.984	13 -	2:47.042	18 -	2:48.905
4 -	2:40.859	9 -	3:45.983	14 -	2:49.555		
5 -	2:41.027	10 -	2:48.189	15 -	2:47.041		
9	Eder	Porsche 356 A					
1 -	3:15.326	6 -	3:05.757	11 -	3:02.481	16 -	3:06.813
2 -	3:01.821	7 -	3:04.863	12 -	3:09.218		
3 -	3:02.036	8 -	4:20.157	13 -	3:05.964		
4 -	3:02.730	9 -	3:06.640	14 -	3:13.747		
5 -	3:05.681	10 -	3:05.615	15 -	3:14.195		
13	Wolfe	Lotus Elite					
1 -	2:49.078	6 -	2:43.076	11 -	2:46.384		
2 -	2:45.299	7 -	2:44.013				
3 -	2:44.395	8 -	2:45.026				
4 -	2:42.669	9 -	2:44.880				
5 -	2:42.981	10 -	2:47.936				

Weather/Track: Sun/Dry

www.mstworld.com

Page 1 of 8

Silverstone
Circuit Length = 3.6400 miles.
Start: 11:49 End: 12:39

Printed - 12:45 Sunday, 27 July 2014

Royal Automobile Club Tourist Trophy for Historic Cars Pre' 63 GT
RACE 16 - LAP ANALYSIS - Silverstone - 25-27 July 2014
 (contd.)

15	Winchester/Mallard	Ginetta G4					
1 -	2:45.736	6 -	2:44.383	11 -	2:44.618	16 -	2:46.757
2 -	2:41.712	7 -	2:43.738	12 -	4:02.959	17 -	2:45.831
3 -	2:43.219	8 -	2:42.353	13 -	2:43.771	18 -	2:45.271
4 -	2:42.107	9 -	2:42.014	14 -	2:48.579		
5 -	2:41.916	10 -	3:46.763	15 -	2:43.919		
17	Naismith	Aston Martin DB4					
1 -	2:41.477	6 -	2:38.001	11 -	2:41.144	16 -	2:41.635
2 -	2:37.087	7 -	2:37.341	12 -	2:37.848	17 -	2:41.811
3 -	2:37.451	8 -	2:38.391	13 -	2:37.766	18 -	2:41.145
4 -	2:37.894	9 -	3:37.728	14 -	2:40.563	19 -	2:40.031
5 -	2:37.205	10 -	2:39.066	15 -	2:42.963		
18	Weston/Garside	Lotus Elite S2					
1 -	3:23.763	6 -	3:15.893	11 -	3:03.472	16 -	3:06.960
2 -	3:12.071	7 -	3:15.842	12 -	3:20.844		
3 -	3:13.477	8 -	4:12.515	13 -	3:07.710		
4 -	3:15.641	9 -	3:05.176	14 -	3:07.161		
5 -	3:14.246	10 -	3:05.086	15 -	3:04.868		
28	Gans/Wright	Lotus Elite S1					
1 -	2:51.729	6 -	2:47.196	11 -	2:42.828	16 -	2:43.691
2 -	2:49.963	7 -	2:48.151	12 -	2:44.582	17 -	2:43.635
3 -	2:47.856	8 -	2:48.280	13 -	2:54.768	18 -	2:43.658
4 -	2:47.628	9 -	3:41.777	14 -	2:46.614		
5 -	2:50.776	10 -	2:43.934	15 -	2:45.555		
29	Skipworth/Dean	Jaguar E-type					
1 -	2:51.189	6 -	2:43.528	11 -	2:42.048	16 -	2:44.926
2 -	2:42.918	7 -	2:44.963	12 -	2:41.485	17 -	2:46.433
3 -	2:42.717	8 -	2:42.461	13 -	2:48.876	18 -	2:43.986
4 -	2:42.321	9 -	2:43.846	14 -	2:46.565		
5 -	2:42.760	10 -	3:50.874	15 -	2:53.749		
33	Clegg/Clegg	Austin Healey Sebring Sprite					
1 -	6:12.997	6 -	6:48.456				
2 -	7:01.149						
3 -	8:01.899						
4 -	5:04.712						
5 -	3:09.801						

Weather/Track: Sun/Dry

www.mstworld.com

Page 2 of 8

Silverstone
 Circuit Length = 3.6400 miles.
 Start: 11:49 End: 12:39
 Printed - 12:45 Sunday, 27 July 2014

Royal Automobile Club Tourist Trophy for Historic Cars Pre' 63 GT
RACE 16 - LAP ANALYSIS - Silverstone - 25-27 July 2014
 (contd.)

36	Wright/Clark	Porsche 356A					
1 -	3:06.821	6 -	2:52.898	11 -	2:55.245	16 -	2:59.206
2 -	2:54.400	7 -	2:52.059	12 -	2:54.994	17 -	2:57.538
3 -	2:52.801	8 -	2:55.159	13 -	3:20.211		
4 -	2:52.431	9 -	3:50.923	14 -	3:02.645		
5 -	2:52.766	10 -	2:56.610	15 -	2:59.498		
39	Emberson/Wykeham	Morgan Plus 4 Supersports					
1 -	2:48.750	6 -	2:42.876	11 -	2:52.188	16 -	2:57.498
2 -	2:44.380	7 -	2:44.000	12 -	2:55.683	17 -	2:51.469
3 -	2:44.198	8 -	3:53.546	13 -	2:53.679	18 -	2:55.695
4 -	2:43.632	9 -	2:48.719	14 -	2:56.177		
5 -	2:42.882	10 -	2:48.816	15 -	2:57.901		
42	Birch/Burnett	Lotus Elite					
1 -	2:56.220	6 -	2:47.114	11 -	2:49.400	16 -	2:49.994
2 -	2:49.110	7 -	2:46.266	12 -	2:47.224	17 -	2:51.281
3 -	2:47.928	8 -	2:46.533	13 -	2:51.476		
4 -	2:47.110	9 -	2:45.857	14 -	2:51.535		
5 -	2:47.900	10 -	3:59.867	15 -	4:03.723		
44	Burnett/Birch	Porsche 356 B Carrera GT 2					
1 -	2:55.746	6 -	2:45.999	11 -	3:33.518	16 -	2:49.893
2 -	2:47.076	7 -	2:46.133	12 -	2:46.430	17 -	2:48.157
3 -	2:47.216	8 -	2:47.034	13 -	2:50.947	18 -	2:47.416
4 -	2:47.345	9 -	2:46.251	14 -	2:50.428		
5 -	2:46.744	10 -	2:46.547	15 -	2:47.864		
46	Clegg/McGlone	Austin Healey Sebring Sprite					
1 -	3:18.703	6 -	2:59.910	11 -	3:03.356		
2 -	3:01.327	7 -	2:58.810	12 -	6:04.635		
3 -	3:01.225	8 -	3:00.115				
4 -	3:02.469	9 -	4:31.856				
5 -	2:59.601	10 -	3:03.488				
50	Hall/O'Shea	Jaguar E-type SI					
1 -	2:54.858	6 -	2:44.632	11 -	2:50.144	16 -	2:53.870
2 -	2:46.568	7 -	2:46.469	12 -	2:50.040	17 -	2:52.569
3 -	2:46.109	8 -	2:46.510	13 -	2:54.197	18 -	2:53.165
4 -	2:44.265	9 -	3:57.579	14 -	2:56.064		
5 -	2:46.050	10 -	2:48.989	15 -	2:54.635		

Weather/Track: Sun/Dry

www.mstworld.com

Page 3 of 8

Silverstone
 Circuit Length = 3.6400 miles.
 Start: 11:49 End: 12:39

Printed - 12:45 Sunday, 27 July 2014

Royal Automobile Club Tourist Trophy for Historic Cars Pre' 63 GT
RACE 16 - LAP ANALYSIS - Silverstone - 25-27 July 2014
 (contd.)

51	Truslove	Jaguar E-type					
1 -	2:48.531	6 -	2:41.669	11 -	2:42.418	16 -	2:50.155
2 -	2:44.278	7 -	2:41.110	12 -	2:41.472	17 -	2:45.556
3 -	2:40.807	8 -	2:40.810	13 -	2:44.840	18 -	2:42.757
4 -	2:39.737	9 -	2:40.942	14 -	2:46.865		
5 -	2:40.566	10 -	3:54.495	15 -	2:46.840		
53	Bason/Barrington	Lotus Elite S2					
1 -	3:05.062	6 -	2:54.813	11 -	2:48.993	16 -	2:49.824
2 -	2:53.909	7 -	2:49.602	12 -	2:57.363	17 -	2:53.265
3 -	2:53.423	8 -	2:54.349	13 -	2:54.774		
4 -	2:52.361	9 -	2:55.298	14 -	2:54.086		
5 -	2:52.113	10 -	3:55.414	15 -	2:51.719		
58	Gordon	Jaguar XK 150					
1 -	3:16.414	6 -	3:00.266	11 -	2:59.470	16 -	3:07.326
2 -	3:02.007	7 -	2:58.765	12 -	3:01.826	17 -	3:10.875
3 -	3:02.509	8 -	2:59.684	13 -	3:06.394		
4 -	3:03.942	9 -	3:00.961	14 -	3:09.266		
5 -	2:59.448	10 -	4:08.378	15 -	3:06.296		
60	Oliver/Pearson	Ferrari 250 GT Berlinetta SWB					
1 -	2:37.495	6 -	2:32.535	11 -	2:35.431	16 -	2:37.130
2 -	2:39.186	7 -	2:32.884	12 -	2:36.306	17 -	2:36.564
3 -	2:34.774	8 -	2:34.754	13 -	2:34.672	18 -	2:35.804
4 -	2:35.540	9 -	2:34.734	14 -	2:36.230	19 -	2:36.346
5 -	2:32.766	10 -	3:25.920	15 -	2:35.990		
61	Lewis/Farthing	Jaguar E-type					
1 -	3:01.722	6 -	2:51.250	11 -	2:53.774	16 -	2:45.937
2 -	2:52.147	7 -	2:51.688	12 -	4:13.904	17 -	2:47.154
3 -	2:50.725	8 -	2:50.288	13 -	2:49.671		
4 -	2:49.881	9 -	3:19.462	14 -	2:48.674		
5 -	2:53.042	10 -	2:53.315	15 -	2:48.185		
63	Minshaw	Jaguar E-type					
1 -	2:39.163	6 -	2:34.573	11 -	2:36.306	16 -	2:43.453
2 -	2:36.506	7 -	2:35.251	12 -	2:35.746	17 -	2:43.967
3 -	2:36.016	8 -	2:34.785	13 -	2:37.967	18 -	2:42.787
4 -	2:36.021	9 -	2:35.873	14 -	2:39.030	19 -	2:41.836
5 -	2:34.587	10 -	2:38.453	15 -	3:32.883		

Weather/Track: Sun/Dry

www.mstworld.com

Page 4 of 8

Silverstone
 Circuit Length = 3.6400 miles.
 Start: 11:49 End: 12:39

Printed - 12:45 Sunday, 27 July 2014

Royal Automobile Club Tourist Trophy for Historic Cars Pre' 63 GT
RACE 16 - LAP ANALYSIS - Silverstone - 25-27 July 2014
 (contd.)

64	Miller/Goble	Aston Martin DB4					
1 -	2:48.145	6 -	2:41.751	11 -	3:00.712	16 -	3:03.083
2 -	2:40.084	7 -	2:40.674	12 -	2:55.989	17 -	3:00.903
3 -	2:40.559	8 -	2:40.415	13 -	3:03.706	18 -	3:00.539
4 -	2:39.892	9 -	2:43.336	14 -	3:04.156		
5 -	2:40.098	10 -	3:56.229	15 -	3:01.384		
65	Hunt/Blakeney-Edwards	AC Cobra					
1 -	2:43.128	6 -	2:37.903	11 -	2:37.279	16 -	2:39.872
2 -	2:38.452	7 -	2:38.958	12 -	2:37.491	17 -	2:38.243
3 -	2:39.421	8 -	2:38.285	13 -	2:37.990	18 -	2:38.935
4 -	2:36.865	9 -	3:20.910	14 -	2:38.682	19 -	2:39.100
5 -	2:37.515	10 -	2:37.018	15 -	2:38.647		
66	Wood/Wood	Jaguar E-type					
1 -	X:00.000	6 -	3:02.991				
2 -	3:07.978	7 -	3:00.031				
3 -	3:01.062	8 -	2:59.527				
4 -	3:03.744	9 -	3:00.887				
5 -	3:02.815						
68	Drabble/Drabble	Reliant Sabre Six					
1 -	2:55.571	6 -	2:48.330				
2 -	2:49.544	7 -	2:48.648				
3 -	2:46.936	8 -	2:49.890				
4 -	2:46.028	9 -	2:50.573				
5 -	6:35.558	10 -	2:50.925				
69	Verey/Welch	Jensen 541 R					
1 -	3:03.790	6 -	2:52.083				
2 -	2:54.583	7 -	2:52.108				
3 -	2:52.903						
4 -	2:52.724						
5 -	2:52.166						
70	Kremer	Morgan Plus 4 Supersports					
1 -	2:44.588	6 -	2:38.218	11 -	2:41.497	16 -	2:41.060
2 -	2:37.818	7 -	2:37.894	12 -	2:40.419	17 -	2:41.284
3 -	2:38.721	8 -	2:38.917	13 -	3:44.808	18 -	2:42.432
4 -	2:38.360	9 -	2:38.262	14 -	2:42.834	19 -	2:41.469
5 -	2:38.702	10 -	2:40.334	15 -	2:40.393		

Weather/Track: Sun/Dry

www.mstworld.com

Page 5 of 8

Silverstone
 Circuit Length = 3.6400 miles.
 Start: 11:49 End: 12:39
 Printed - 12:45 Sunday, 27 July 2014

Royal Automobile Club Tourist Trophy for Historic Cars Pre' 63 GT
RACE 16 - LAP ANALYSIS - Silverstone - 25-27 July 2014
 (contd.)

73	Cottingham/Cottingham	Jaguar E-type					
1 -	2:38.572	6 -	2:33.926	11 -	2:35.428	16 -	2:40.528
2 -	2:35.088	7 -	2:33.164	12 -	2:34.423	17 -	2:36.648
3 -	2:34.409	8 -	2:35.566	13 -	2:37.323	18 -	2:37.448
4 -	2:34.504	9 -	2:35.054	14 -	2:44.024	19 -	2:36.674
5 -	2:34.885	10 -	2:35.439	15 -	3:32.499		
78	Rawe	Aston Martin DB4					
1 -	3:01.505	6 -	2:46.528	11 -	2:48.822	16 -	2:50.803
2 -	2:49.805	7 -	2:46.346	12 -	2:49.246	17 -	2:48.737
3 -	2:47.090	8 -	2:46.792	13 -	2:51.169	18 -	2:51.501
4 -	2:47.613	9 -	2:47.400	14 -	3:44.579		
5 -	2:46.069	10 -	2:50.252	15 -	2:53.000		
79	Hudd	Aston Martin DB4					
1 -	2:59.581	6 -	2:55.000	11 -	2:58.357	16 -	3:01.125
2 -	2:51.454	7 -	2:55.564	12 -	3:00.016	17 -	2:58.654
3 -	2:50.006	8 -	2:58.670	13 -	3:02.047		
4 -	2:50.955	9 -	2:58.402	14 -	3:00.552		
5 -	2:57.532	10 -	4:38.719	15 -	3:02.445		
81	Ellis/Bos	MG A Twin Cam					
1 -	3:04.048	6 -	2:51.911	11 -	2:50.869	16 -	2:54.523
2 -	2:52.805	7 -	2:50.690	12 -	2:52.831	17 -	2:56.066
3 -	2:51.260	8 -	4:25.225	13 -	2:55.383		
4 -	2:50.928	9 -	2:51.529	14 -	2:55.976		
5 -	2:50.772	10 -	2:50.739	15 -	2:55.311		
82	Binfield/Faure	Jaguar E-type					
1 -	2:53.785	6 -	2:44.853	11 -	2:48.634	16 -	2:51.022
2 -	2:45.290	7 -	2:47.719	12 -	2:48.791	17 -	2:50.792
3 -	2:44.591	8 -	2:46.447	13 -	2:52.436	18 -	2:49.987
4 -	2:44.047	9 -	2:44.924	14 -	2:52.858		
5 -	2:45.171	10 -	3:52.565	15 -	2:53.703		
85	Burton	Jaguar E-type					
1 -	2:48.142	6 -	2:59.057				
2 -	2:44.323						
3 -	2:43.788						
4 -	2:40.294						
5 -	2:40.471						

Weather/Track: Sun/Dry

www.mstworld.com

Page 6 of 8

Silverstone
 Circuit Length = 3.6400 miles.
 Start: 11:49 End: 12:39
 Printed - 12:45 Sunday, 27 July 2014

Royal Automobile Club Tourist Trophy for Historic Cars Pre' 63 GT
RACE 16 - LAP ANALYSIS - Silverstone - 25-27 July 2014
 (contd.)

86	Adams	Turner Climax MK II					
1 -	3:05.759	6 -	2:55.280	11 -	2:54.738	16 -	2:55.413
2 -	2:58.194	7 -	2:54.050	12 -	2:54.533	17 -	2:53.866
3 -	2:57.253	8 -	2:52.588	13 -	2:57.628		
4 -	2:56.309	9 -	4:12.264	14 -	2:55.792		
5 -	2:56.402	10 -	2:55.024	15 -	2:54.225		
87	Prichard Jones/Kennedy	Turner MkIII					
1 -	3:02.922	6 -	7:55.837				
2 -	2:51.307						
3 -	2:53.582						
4 -	2:48.787						
5 -	2:53.090						
90	Halstead	Turner					
1 -	3:01.871	6 -	2:37.869	11 -	2:39.632	16 -	2:43.613
2 -	2:41.842	7 -	2:39.760	12 -	4:08.961	17 -	2:43.110
3 -	2:40.621	8 -	2:38.671	13 -	2:44.994	18 -	2:42.081
4 -	2:48.709	9 -	2:40.206	14 -	2:44.234		
5 -	2:37.991	10 -	2:39.177	15 -	2:45.755		
91	Bilderbeck/Wood	Turner Climax Mk1					
1 -	3:09.576	6 -	2:54.167	11 -	2:51.705	16 -	2:56.693
2 -	2:55.404	7 -	2:53.991	12 -	2:50.469	17 -	3:00.494
3 -	2:56.637	8 -	2:52.723	13 -	2:51.892		
4 -	2:58.313	9 -	4:03.703	14 -	2:53.732		
5 -	2:55.501	10 -	2:52.166	15 -	2:53.543		
96	Wilson/Bentley	Ginetta G4					
1 -	2:49.266	6 -	2:43.631	11 -	2:45.293	16 -	2:44.709
2 -	2:45.739	7 -	2:41.883	12 -	2:43.182	17 -	2:43.041
3 -	2:42.546	8 -	2:40.129	13 -	2:41.604	18 -	2:44.359
4 -	2:42.327	9 -	2:42.236	14 -	2:44.269	19 -	2:46.536
5 -	2:42.239	10 -	3:32.375	15 -	2:45.261		
99	Gurney/Coles	Morgan Plus 4 Supersports					
1 -	3:12.737	6 -	2:52.416	11 -	2:59.542	16 -	3:04.094
2 -	2:53.793	7 -	2:52.456	12 -	3:01.403	17 -	3:05.334
3 -	2:55.327	8 -	2:55.637	13 -	3:03.834		
4 -	2:55.120	9 -	2:59.135	14 -	3:04.722		
5 -	2:55.935	10 -	4:33.362	15 -	3:02.299		

Weather/Track: Sun/Dry

www.mstworld.com

Page 7 of 8

Silverstone
 Circuit Length = 3.6400 miles.
 Start: 11:49 End: 12:39

Printed - 12:45 Sunday, 27 July 2014

Royal Automobile Club Tourist Trophy for Historic Cars Pre' 63 GT
RACE 16 - LAP ANALYSIS - Silverstone - 25-27 July 2014
(contd.)

121	Allen/Baily-Watts	Aston Martin DB2 Le Mans		
1 - 3:11.327	6 - 2:55.336	11 - 3:03.765	16 - 2:57.957	
2 - 2:56.889	7 - 2:56.297	12 - 3:03.789	17 - 2:56.247	
3 - 2:54.713	8 - 2:56.624	13 - 3:05.404		
4 - 2:55.237	9 - 2:55.397	14 - 3:02.297		
5 - 2:56.834	10 - 4:11.546	15 - 3:02.229		

Royal Automobile Club Tourist Trophy for Historic Cars Pre' 63 GT
RACE 16 - LAP CHART - Silverstone - 25-27 July 2014

Lap 1			Lap 2			Lap 3			Lap 4			Lap 5		
No	Behind	Laptime	No	Behind	Laptime	No	Behind	Laptime	No	Behind	Laptime	No	Behind	Laptime
60		2:37.495	73		2:35.088	73		2:34.409	73		2:34.504	73		2:34.885
73	1.077	2:38.572	63	2.009	2:36.506	60	3.386	2:34.774	60	4.422	2:35.540	60	2.303	2:32.766
63	1.668	2:39.163	60	3.021	2:39.186	63	3.616	2:36.016	63	5.133	2:36.021	63	4.835	2:34.587
17	3.982	2:41.477	17	4.904	2:37.087	17	7.946	2:37.451	17	11.336	2:37.894	18	1 LAP	3:15.641
65	5.633	2:43.128	65	7.920	2:38.452	65	12.932	2:39.421	65	15.293	2:36.865	17	13.656	2:37.205
1	6.955	2:44.450	70	8.746	2:37.818	70	13.058	2:38.721	70	16.914	2:38.360	33	3 LAPS	7:01.149
70	7.093	2:44.588	1	12.304	2:41.514	1	18.942	2:41.047	64	26.107	2:39.892	65	17.923	2:37.515
15	8.241	2:45.736	15	13.788	2:41.712	64	20.719	2:40.559	1	28.439	2:44.001	70	20.731	2:38.702
85	10.647	2:48.142	64	14.569	2:40.084	15	22.598	2:43.219	8	29.278	2:40.859	64	31.320	2:40.098
64	10.650	2:48.145	8	16.222	2:41.415	8	22.923	2:41.110	15	30.201	2:42.107	1	35.203	2:41.649
8	10.972	2:48.467	85	18.805	2:44.323	51	25.547	2:40.807	51	30.780	2:39.737	8	35.420	2:41.027
51	11.036	2:48.531	51	19.149	2:44.278	85	28.184	2:43.788	85	33.974	2:40.294	51	36.461	2:40.566
39	11.255	2:48.750	39	19.470	2:44.380	29	28.755	2:42.717	29	36.572	2:42.321	15	37.232	2:41.916
13	11.583	2:49.078	29	20.447	2:42.918	39	29.259	2:44.198	96	37.305	2:42.327	85	39.560	2:40.471
96	11.771	2:49.266	13	20.717	2:45.299	96	29.482	2:42.546	39	38.387	2:43.632	29	44.447	2:42.760
29	13.694	2:51.189	96	21.345	2:45.739	13	30.703	2:44.395	13	38.868	2:42.669	96	44.659	2:42.239
28	14.234	2:51.729	82	25.415	2:45.290	82	35.597	2:44.591	82	45.140	2:44.047	39	46.384	2:42.882
82	16.290	2:53.785	50	27.766	2:46.568	90	36.265	2:40.621	50	49.227	2:44.265	13	46.964	2:42.981
50	17.363	2:54.858	28	28.032	2:49.963	50	39.466	2:46.109	90	50.470	2:48.709	90	53.576	2:37.991
68	18.076	2:55.571	44	29.162	2:47.076	28	41.479	2:47.856	28	54.603	2:47.628	82	55.426	2:45.171
44	18.251	2:55.746	90	30.053	2:41.842	44	41.969	2:47.216	44	54.810	2:47.345	50	1:00.392	2:46.050
42	18.725	2:56.220	68	31.455	2:49.544	68	43.982	2:46.936	68	55.506	2:46.028	44	1:06.669	2:46.744
79	22.086	2:59.581	42	31.670	2:49.110	42	45.189	2:47.928	3	1 LAP	4:19.784	28	1:10.494	2:50.776
78	24.010	3:01.505	79	37.375	2:51.454	78	50.331	2:47.090	42	57.795	2:47.110	42	1:10.810	2:47.900
61	24.227	3:01.722	78	37.650	2:49.805	79	52.972	2:50.006	78	1:03.440	2:47.613	3	1 LAP	2:51.547
90	24.376	3:01.871	61	40.209	2:52.147	61	56.525	2:50.725	79	1:09.423	2:50.955	78	1:14.624	2:46.069
87	25.427	3:02.922	87	40.569	2:51.307	87	59.742	2:53.582	61	1:11.902	2:49.881	61	1:30.059	2:53.042
69	26.295	3:03.790	81	43.193	2:52.805	81	1:00.044	2:51.260	87	1:14.025	2:48.787	79	1:32.070	2:57.532
81	26.553	3:04.048	69	44.713	2:54.583	69	1:03.207	2:52.903	81	1:16.468	2:50.928	87	1:32.230	2:53.090
53	27.567	3:05.062	53	45.311	2:53.909	53	1:04.325	2:53.423	69	1:21.427	2:52.724	81	1:32.355	2:50.772
86	28.264	3:05.759	36	47.561	2:54.400	36	1:05.953	2:52.801	53	1:22.182	2:52.361	69	1:38.708	2:52.166
36	29.326	3:06.821	86	50.293	2:58.194	86	1:13.137	2:57.253	36	1:23.880	2:52.431	53	1:39.410	2:52.113
91	32.081	3:09.576	91	51.320	2:55.404	91	1:13.548	2:56.637	99	1:34.404	2:55.120	36	1:41.761	2:52.766
121	33.832	3:11.327	99	52.870	2:53.793	99	1:13.788	2:55.327	86	1:34.942	2:56.309	99	1:55.454	2:55.935
99	35.242	3:12.737	121	54.556	2:56.889	121	1:14.860	2:54.713	121	1:35.593	2:55.237	86	1:56.459	2:56.402
9	37.831	3:15.326	33	1 LAP	6:12.997	9	1:31.114	3:02.036	91	1:37.357	2:58.313	121	1:57.542	2:56.834
58	38.919	3:16.414	9	1:03.487	3:01.821	58	1:32.861	3:02.509	9	1:59.340	3:02.730	91	1:57.973	2:55.501
46	41.208	3:18.703	58	1:04.761	3:02.007	46	1:33.186	3:01.225	46	2:01.151	3:02.469	46	2:25.867	2:59.601
7	42.910	3:20.405	46	1:06.370	3:01.327	7	1:46.415	3:06.980	58	2:02.299	3:03.942	58	2:26.862	2:59.448
18	46.268	3:23.763	7	1:13.844	3:07.099	18	2:01.242	3:13.477	7	2:21.238	3:09.327	9	2:30.136	3:05.681
3	1:28.953	4:06.448	18	1:22.174	3:12.071									
			3	1:46.799	2:54.011									

Weather/Track: Sun/Dry

www.mstworld.com

Silverstone
 Circuit Length = 3.6400 miles.
 Start: 11:49 End: 12:39

Royal Automobile Club Tourist Trophy for Historic Cars Pre' 63 GT
RACE 16 - LAP CHART - Silverstone - 25-27 July 2014
 (contd.)

Lap 6			Lap 7			Lap 8			Lap 9			Lap 10		
No	Behind	Laptime	No	Behind	Laptime	No	Behind	Laptime	No	Behind	Laptime	No	Behind	Laptime
73		2:33.926	73		2:33.164	60		2:34.754	60		2:34.734	73		2:35.439
60	0.912	2:32.535	60	0.632	2:32.884	73	0.180	2:35.566	73	0.500	2:35.054	39	1 LAP	2:48.719
63	5.482	2:34.573	63	7.569	2:35.251	68	2 LAPS	2:48.330	53	1 LAP	2:54.349	9	2 LAPS	4:20.157
17	17.731	2:38.001	46	1 LAP	2:59.910	86	1 LAP	2:54.050	79	1 LAP	2:58.670	63	10.621	2:38.453
7	1 LAP	3:07.112	58	1 LAP	3:00.266	91	1 LAP	2:53.991	36	1 LAP	2:55.159	53	1 LAP	2:55.298
65	21.900	2:37.903	17	21.908	2:37.341	121	1 LAP	2:56.297	63	8.107	2:35.873	50	1 LAP	3:57.579
70	25.023	2:38.218	65	27.694	2:38.958	63	6.968	2:34.785	68	2 LAPS	2:48.648	28	1 LAP	3:41.777
64	39.145	2:41.751	9	1 LAP	3:05.757	17	24.913	2:38.391	99	1 LAP	2:55.637	79	1 LAP	2:58.402
8	43.282	2:41.788	70	29.753	2:37.894	65	30.593	2:38.285	86	1 LAP	2:52.588	61	1 LAP	3:19.462
51	44.204	2:41.669	64	46.655	2:40.674	70	33.284	2:38.917	91	1 LAP	2:52.723	68	2 LAPS	2:49.890
15	47.689	2:44.383	8	50.963	2:40.845	33	5 LAPS	8:01.899	121	1 LAP	2:56.624	33	6 LAPS	5:04.712
18	1 LAP	3:14.246	51	52.150	2:41.110	46	1 LAP	2:58.810	70	36.812	2:38.262	3	2 LAPS	3:42.653
1	48.037	2:46.760	7	1 LAP	3:06.452	58	1 LAP	2:58.765	64	1:00.286	2:43.336	70	41.207	2:40.334
29	54.049	2:43.528	15	58.263	2:43.738	64	51.684	2:40.415	51	1:03.782	2:40.942	99	1 LAP	2:59.135
96	54.364	2:43.631	1	59.749	2:44.876	8	56.561	2:40.984	46	1 LAP	3:00.115	121	1 LAP	2:55.397
39	55.334	2:42.876	96	1:03.083	2:41.883	51	57.574	2:40.810	58	1 LAP	2:59.684	60	49.981	3:25.920
13	56.114	2:43.076	90	1:04.115	2:39.760	9	1 LAP	3:04.863	15	1:12.510	2:42.014	18	2 LAPS	4:12.515
90	57.519	2:37.869	29	1:05.848	2:44.963	15	1:05.230	2:42.353	90	1:12.872	2:40.206	90	1:16.110	2:39.177
85	1:04.691	2:59.057	39	1:06.170	2:44.000	1	1:07.157	2:42.794	96	1:15.328	2:42.236	65	1:17.848	2:37.018
82	1:06.353	2:44.853	13	1:06.963	2:44.013	90	1:07.400	2:38.671	65	1:16.769	3:20.910	36	1 LAP	3:50.923
50	1:11.098	2:44.632	82	1:20.908	2:47.719	96	1:07.826	2:40.129	29	1:22.035	2:43.846	17	1:31.034	2:39.066
44	1:18.742	2:45.999	50	1:24.403	2:46.469	29	1:12.923	2:42.461	81	1 LAP	4:25.225	58	1 LAP	3:00.961
28	1:23.764	2:47.196	18	1 LAP	3:15.893	13	1:16.603	2:45.026	13	1:26.749	2:44.880	81	1 LAP	2:51.529
42	1:23.998	2:47.114	44	1:31.711	2:46.133	7	1 LAP	3:08.100	17	1:27.907	3:37.728	13	1:38.746	2:47.936
78	1:27.226	2:46.528	42	1:37.100	2:46.266	82	1:31.969	2:46.447	82	1:42.159	2:44.924	91	1 LAP	4:03.703
3	1 LAP	2:50.704	28	1:38.751	2:48.151	50	1:35.527	2:46.510	7	1 LAP	3:03.544	86	1 LAP	4:12.264
61	1:47.383	2:51.250	78	1:40.408	2:46.346	44	1:43.359	2:47.034	44	1:54.876	2:46.251	1	1:59.659	2:34.917
81	1:50.340	2:51.911	3	1 LAP	2:51.711	87	2 LAPS	7:55.837	42	1:59.370	2:45.857	66	9 LAPS	27:50.304
79	1:53.144	2:55.000	61	2:05.907	2:51.688	42	1:48.247	2:46.533	1	2:00.681	3:28.258	44	2:05.484	2:46.547
69	1:56.865	2:52.083	81	2:07.866	2:50.690	28	1:51.645	2:48.280	78	2:04.480	2:47.400	96	2:11.764	3:32.375
53	2:00.297	2:54.813	79	2:15.544	2:55.564	78	1:51.814	2:46.792	8	2:07.810	3:45.983	78	2:18.793	2:50.252
36	2:00.733	2:52.898	69	2:15.809	2:52.108	3	1 LAP	2:51.933				8	2:20.060	2:48.189
99	2:13.944	2:52.416	53	2:16.735	2:49.602	18	1 LAP	3:15.842				64	2:20.576	3:56.229
86	2:17.813	2:55.280	36	2:19.628	2:52.059	61	2:20.809	2:50.288				51	2:22.338	3:54.495
91	2:18.214	2:54.167	99	2:33.236	2:52.456	39	2:24.330	3:53.546				7	1 LAP	3:04.577
121	2:18.952	2:55.336										15	2:23.334	3:46.763
68	1 LAP	6:35.558												

Weather/Track: Sun/Dry

www.mstworld.com

Silverstone
 Circuit Length = 3.6400 miles.
 Start: 11:49 End: 12:39

Royal Automobile Club Tourist Trophy for Historic Cars Pre' 63 GT
RACE 16 - LAP CHART - Silverstone - 25-27 July 2014
 (contd.)

Lap 11			Lap 12			Lap 13			Lap 14			Lap 15		
No	Behind	Laptime	No	Behind	Laptime	No	Behind	Laptime	No	Behind	Laptime	No	Behind	Laptime
73		2:35.428	73		2:34.423	73		2:37.323	73		2:44.024	60		2:35.990
29	1 LAP	3:50.874	99	2 LAPS	4:33.362	86	2 LAPS	2:54.738	63	8.472	2:39.030	73	15.087	3:32.499
63	11.499	2:36.306	29	1 LAP	2:42.048	8	1 LAP	2:47.012	86	2 LAPS	2:54.533	79	2 LAPS	3:02.047
39	1 LAP	2:48.816	64	1 LAP	3:00.712	78	1 LAP	2:49.246	8	1 LAP	2:47.042	44	1 LAP	2:50.428
82	1 LAP	3:52.565	63	12.822	2:35.746	29	1 LAP	2:41.485	78	1 LAP	2:51.169	63	23.943	3:32.883
46	2 LAPS	4:31.856	7	2 LAPS	3:04.016	63	13.466	2:37.967	29	1 LAP	2:48.876	121	2 LAPS	3:05.404
28	1 LAP	2:43.934	44	1 LAP	3:33.518	121	2 LAPS	3:03.765	90	1 LAP	2:44.994	66	10 LAPS	3:02.815
50	1 LAP	2:48.989	58	2 LAPS	4:08.378	79	2 LAPS	2:58.357	79	2 LAPS	3:00.016	28	1 LAP	2:46.614
9	2 LAPS	3:06.640	39	1 LAP	2:52.188	90	1 LAP	4:08.961	121	2 LAPS	3:03.789	99	2 LAPS	3:03.834
68	2 LAPS	2:50.573	82	1 LAP	2:48.634	66	10 LAPS	3:01.062	66	10 LAPS	3:03.744	82	1 LAP	2:52.858
70	47.276	2:41.497	28	1 LAP	2:42.828	99	2 LAPS	2:59.542	60	41.422	2:36.230	64	1 LAP	3:04.156
61	1 LAP	2:53.315	50	1 LAP	2:50.144	64	1 LAP	2:55.989	99	2 LAPS	3:01.403	65	39.327	2:38.647
42	1 LAP	3:59.867	60	51.867	2:36.306	44	1 LAP	2:46.430	44	1 LAP	2:50.947	39	1 LAP	2:56.177
60	49.984	2:35.431	70	53.272	2:40.419	28	1 LAP	2:44.582	64	1 LAP	3:03.706	78	1 LAP	3:44.579
3	2 LAPS	2:51.144	46	2 LAPS	3:03.488	82	1 LAP	2:48.791	82	1 LAP	2:52.436	50	1 LAP	2:56.064
33	6 LAPS	3:09.801	68	2 LAPS	2:50.925	60	49.216	2:34.672	28	1 LAP	2:54.768	42	1 LAP	2:51.535
65	1:19.699	2:37.279	42	1 LAP	2:49.400	39	1 LAP	2:55.683	39	1 LAP	2:53.679	15	1 LAP	2:48.579
90	1:20.314	2:39.632	61	1 LAP	2:53.774	58	2 LAPS	2:59.470	58	2 LAPS	3:01.826	58	2 LAPS	3:06.394
17	1:36.750	2:41.144	3	2 LAPS	2:49.512	50	1 LAP	2:50.040	50	1 LAP	2:54.197	3	2 LAPS	2:51.822
53	1 LAP	3:55.414	9	2 LAPS	3:05.615	42	1 LAP	2:47.224	65	1:18.092	2:38.682	17	1:02.708	2:42.963
36	1 LAP	2:56.610	65	1:22.767	2:37.491	3	2 LAPS	2:49.326	42	1 LAP	2:51.476	1	1:04.554	2:35.307
18	2 LAPS	3:05.176	17	1:40.175	2:37.848	46	2 LAPS	3:03.356	15	1 LAP	2:43.771	70	1:22.548	2:40.393
13	1:49.702	2:46.384	53	1 LAP	2:48.993	65	1:23.434	2:37.990	3	2 LAPS	2:49.660	46	3 LAPS	6:04.635
81	1 LAP	2:50.739	1	1:58.920	2:34.004	15	1 LAP	4:02.959	17	1:37.157	2:40.563	9	2 LAPS	3:05.964
1	1:59.339	2:35.108	36	1 LAP	2:55.245	9	2 LAPS	3:02.481	1	1:46.659	2:35.160	53	1 LAP	2:54.086
91	1 LAP	2:52.166	81	1 LAP	2:50.869	17	1:40.618	2:37.766	70	1:59.567	2:42.834	96	2:02.763	2:45.261
86	1 LAP	2:55.024	18	2 LAPS	3:05.086	1	1:55.523	2:33.926	9	2 LAPS	3:09.218	7	2 LAPS	3:09.834
96	2:21.629	2:45.293	91	1 LAP	2:51.705	7	2 LAPS	4:18.281	7	2 LAPS	3:08.450	81	1 LAP	2:55.976
121	1 LAP	4:11.546	96	2:30.388	2:43.182	70	2:00.757	3:44.808	53	1 LAP	2:54.774	51	2:16.163	2:46.840
51	2:29.328	2:42.418	51	2:36.377	2:41.472	53	1 LAP	2:57.363	96	2:34.914	2:44.269	61	1 LAP	2:48.674
79	1 LAP	4:38.719				36	1 LAP	2:54.994	81	1 LAP	2:55.383	91	1 LAP	2:53.732
78	2:32.187	2:48.822				81	1 LAP	2:52.831	91	1 LAP	2:51.892	8	2:30.750	2:47.041
66	9 LAPS	3:07.978				96	2:34.669	2:41.604	51	2:46.735	2:46.865	90	2:31.076	2:45.755
15	2:32.524	2:44.618				91	1 LAP	2:50.469	61	1 LAP	2:49.671			
8	2:33.282	2:48.650				18	2 LAPS	3:03.472	36	1 LAP	3:20.211			
						33	7 LAPS	6:48.456	8	3:01.121	2:49.555			
						61	1 LAP	4:13.904	90	3:02.733	2:44.234			
						51	2:43.894	2:44.840	29	3:04.746	2:46.565			
									86	1 LAP	2:57.628			
									18	2 LAPS	3:20.844			

Weather/Track: Sun/Dry

www.mstworld.com

Page 3 of 4

Silverstone
 Circuit Length = 3.6400 miles.
 Start: 11:49 End: 12:39

Printed - 12:44 Sunday, 27 July 2014

Royal Automobile Club Tourist Trophy for Historic Cars Pre' 63 GT
RACE 16 - LAP CHART - Silverstone - 25-27 July 2014
 (contd.)

Lap 16			Lap 17			Lap 18			Lap 19			Lap 20		
No	Behind	Laptime	No	Behind	Laptime	No	Behind	Laptime	No	Behind	Laptime	No	Behind	Laptime
60		2:37.130	60		2:36.564	60		2:35.804	60		2:36.346			
36	2 LAPS	3:02.645	91	2 LAPS	2:53.543	51	1 LAP	2:45.556	51	1 LAP	2:42.757			
29	1 LAP	2:53.749	90	1 LAP	2:43.613	61	2 LAPS	2:45.937	53	2 LAPS	2:53.265			
86	2 LAPS	2:55.792	8	1 LAP	2:47.108	90	1 LAP	2:43.110	42	2 LAPS	2:51.281			
73	18.485	2:40.528	7	3 LAPS	3:06.356	8	1 LAP	2:46.438	90	1 LAP	2:42.081			
44	1 LAP	2:47.864	29	1 LAP	2:44.926	81	2 LAPS	2:54.523	61	2 LAPS	2:47.154			
18	3 LAPS	3:07.710	73	18.569	2:36.648	73	20.213	2:37.448	73	20.541	2:36.674			
63	30.266	2:43.453	36	2 LAPS	2:59.498	91	2 LAPS	2:56.693	8	1 LAP	2:48.905			
28	1 LAP	2:45.555	86	2 LAPS	2:54.225	29	1 LAP	2:46.433	29	1 LAP	2:43.986			
79	2 LAPS	3:00.552	63	37.669	2:43.967	9	3 LAPS	3:14.195	81	2 LAPS	2:56.066			
65	42.069	2:39.872	44	1 LAP	2:49.893	7	3 LAPS	3:05.175	91	2 LAPS	3:00.494			
121	2 LAPS	3:02.297	28	1 LAP	2:43.691	63	44.652	2:42.787	65	49.633	2:39.100			
82	1 LAP	2:53.703	65	43.748	2:38.243	86	2 LAPS	2:55.413	63	50.142	2:41.836			
66	10 LAPS	3:02.991	18	3 LAPS	3:07.161	65	46.879	2:38.935	28	1 LAP	2:43.658			
99	2 LAPS	3:04.722	82	1 LAP	2:51.022	36	2 LAPS	2:59.206	9	3 LAPS	3:06.813			
78	1 LAP	2:53.000	79	2 LAPS	3:02.445	28	1 LAP	2:43.635	7	3 LAPS	3:03.347			
64	1 LAP	3:01.384	1	1:06.874	2:38.935	44	1 LAP	2:48.157	86	2 LAPS	2:53.866			
39	1 LAP	2:57.901	15	1 LAP	2:46.757	1	1:07.673	2:36.603	44	1 LAP	2:47.416			
15	1 LAP	2:43.919	17	1:12.460	2:41.811	17	1:17.801	2:41.145	1	1:08.969	2:37.642			
1	1:04.503	2:37.079	78	1 LAP	2:50.803	82	1 LAP	2:50.792	36	2 LAPS	2:57.538			
17	1:07.213	2:41.635	121	2 LAPS	3:02.229	15	1 LAP	2:45.831	17	1:21.486	2:40.031			
50	1 LAP	2:54.635	66	10 LAPS	3:00.031	78	1 LAP	2:48.737	15	1 LAP	2:45.271			
3	2 LAPS	2:54.502	39	1 LAP	2:57.498	18	3 LAPS	3:04.868	82	1 LAP	2:49.987			
70	1:26.478	2:41.060	99	2 LAPS	3:02.299	79	2 LAPS	3:01.125	78	1 LAP	2:51.501			
58	2 LAPS	3:09.266	64	1 LAP	3:03.083	121	2 LAPS	2:57.957	70	1:42.949	2:41.469			
96	2:10.342	2:44.709	50	1 LAP	2:53.870	39	1 LAP	2:51.469	79	2 LAPS	2:58.654			
53	1 LAP	2:51.719	70	1:31.198	2:41.284	70	1:37.826	2:42.432	121	2 LAPS	2:56.247			
42	1 LAP	4:03.723	3	2 LAPS	2:51.312	66	10 LAPS	2:59.527	39	1 LAP	2:55.695			
9	2 LAPS	3:13.747	58	2 LAPS	3:06.296	50	1 LAP	2:52.569	18	3 LAPS	3:06.960			
51	2:29.188	2:50.155	96	2:16.819	2:43.041	64	1 LAP	3:00.903	50	1 LAP	2:53.165			
61	1 LAP	2:48.185	53	1 LAP	2:49.824	99	2 LAPS	3:04.094	66	10 LAPS	3:00.887			
81	1 LAP	2:55.311	42	1 LAP	2:49.994	96	2:25.374	2:44.359	64	1 LAP	3:00.539			
						58	2 LAPS	3:07.326	99	2 LAPS	3:05.334			
									96	2:35.564	2:46.536			
									58	2 LAPS	3:10.875			

Weather/Track: Sun/Dry

www.mstworld.com

Page 4 of 4

Silverstone
 Circuit Length = 3.6400 miles.
 Start: 11:49 End: 12:39

Printed - 12:44 Sunday, 27 July 2014



**FIA Masters Historic Formula One
RACE 5 - QUALIFYING - Silverstone - 25-27 July 2014**

POS	NO	CLS	DRIVER	NAT	CAR	TIME	LAPS	GAP	KPH
1	25	FIT	Michael LYONS	GBR	Hesketh 308E	1:54.303	8		114.64
2	1	HEA	Gregory THORNTON	GBR	Lotus 91/5	1:56.755	10	2.452	112.23
3	44	LAU	Martin STRETTON	GBR	Tyrrell 012	1:56.756	8	2.453	112.23
4	37	HEA	C D'ANSEBOURG	BEL	Williams FW07/C	1:56.972	10	2.669	112.02
5	35	FIT	Aaron SCOTT	GBR	March 761	1:57.136	6	2.833	111.87
6	31	HEA	Steve HARTLEY	GBR	Arrows A4	1:57.234	10	2.931	111.77
7	55	FIT	Ollie HANCOCK	GBR	Fittipaldi F5A	1:57.506	9	3.203	111.51
8	2	STE	Katsuaki KUBOTA	JPN	Lotus 72	1:57.551	10	3.248	111.47
9	10	FIT	M ROSSI DI MONTELERA	ITA	Brabham BT42-3	1:58.767	9	4.464	110.33
10	3	LAU	Ian SIMMONDS	GBR	Tyrrell 012	1:59.737	10	5.434	109.44
11	38	FIT	Patrick D'AUBREBY**	FRA	March 761	2:00.312	7	6.009	108.91
12	47	FIT	James HANSON	GBR	March 2-4-0	2:00.846	9	6.543	108.43
13	12	FIT	Gregor FISKEN	GBR	McLaren M23	2:00.853	9	6.550	108.42
14	21	FIT	Derek JONES	USA	Hesketh 308C	2:01.217	4	6.914	108.10
15	6	FIT	Max SMITH-HILLIARD	GBR	Lotus 77	2:01.483	10	7.180	107.86
16	127	HEA	Andrew HADDON	GBR	Williams FW07B	2:01.754	10	7.451	107.62
17	11	FIT	Andrew BEAUMONT	GBR	Lotus 76/1	2:02.005	10	7.702	107.40
18	19	STE	Stuart HALL	GBR	McLaren M19A	2:02.050	9	7.747	107.36
19	16	LAU	Richard BARBER	GBR	Williams FW08C	2:02.553	7	8.250	106.92
20	22	FIT	James HAGAN	IRL	Ensign MN177	2:02.790	10	8.487	106.71
21	18	FIT	Chris PERKINS	GBR	Surtees TS14	2:03.479	4	9.176	106.12
22	66	HEA	Tommy DREELAN	IRL	Williams FW08	2:03.821	8	9.518	105.83
23	135	FIT	Gregoire AUDI	FRA	Shadow DN5	2:04.095	9	9.792	105.59
24	77	FIT	Mark HIGSON	GBR	March 761	2:04.284	11	9.981	105.43
25	26	FIT	Frank LYONS	IRL	McLaren M26	2:07.383	10	13.080	102.87
26	58	STE	Richard SMEETON	GBR	March 721G	2:09.575	10	15.272	101.13
27	119	FIT	John MAWDSLEY	GBR	Surtees TS16	2:10.515	6	16.212	100.40
28	36	FIT	Philip HALL	GBR	Theodore TR1	2:11.798	5	17.495	99.42
29	28	FIT	Sidney HOOLE	GBR	Ensign N173	2:13.229	4	18.926	98.35
30	15	FIT	Michel BAUDOIN	FRA	Hesketh 308E	2:16.449	9	22.146	96.03
31	9	STE	Judy LYONS	GBR	Surtees TS9	3:02.744	4	1:08.441	71.70

Silverstone

Circuit Length = 3.6400 miles.

Start: 13:55 End: 14:15

**Car 38 requires a working transponder

Weather/Track: Sun/Dry

Race Director:	Steward:	Timekeeper:	Issued at:
----------------	----------	-------------	------------

FIA Masters Historic Formula One

RACE 5 - QUALIFYING LAP ANALYSIS - Silverstone - 25-27 July 2014

1	Gregory THORNTON	GBR	Lotus 91/5
1 - X:00.000	6 - 2:21.693P		
2 - 2:04.264	7 - 4:02.841		
3 - 2:07.003	8 - 1:57.321		
4 - 1:58.519	9 - 1:56.755		
5 - 1:57.585	10 - 3:30.749P		
2	Katsuaki KUBOTA	JPN	Lotus 72
1 - X:00.000	6 - 1:57.551		
2 - 2:01.005	7 - 1:57.904		
3 - 1:59.228	8 - 1:58.319		
4 - 2:20.229P	9 - 1:58.732		
5 - 3:30.440	10 - 2:45.773P		
3	Ian SIMMONDS	GBR	Tyrrell 012
1 - X:00.000	6 - 2:23.959P		
2 - 2:04.885	7 - 3:50.932		
3 - 2:00.531	8 - 2:01.825		
4 - 2:05.337	9 - 2:01.673		
5 - 1:59.737	10 - 2:44.958P		
6	Max SMITH-HILLIARD	GBR	Lotus 77
1 - X:00.000	6 - 2:11.691P		
2 - 2:10.715	7 - 3:42.951		
3 - 2:02.537	8 - 2:02.331		
4 - 2:01.483	9 - 2:02.783		
5 - 2:03.876	10 - 2:45.374P		
9	Judy LYONS	GBR	Surtees TS9
1 - X:00.000			
2 - 3:07.029			
3 - 3:02.744			
4 - 3:11.734P			
10	M ROSSI DI MONTELERA	ITA	Brabham BT42-3
1 - X:00.000	6 - 2:06.545		
2 - 2:04.016	7 - 2:11.493P		
3 - 1:58.767	8 - 5:14.108		
4 - 1:59.955	9 - 2:54.302P		
5 - 1:59.755			

****Car 38 requires a working transponder
Weather/Track: Sun/Dry**

FIA Masters Historic Formula One

RACE 5 - QUALIFYING LAP ANALYSIS - Silverstone - 25-27 July 2014

(contd.)

11	Andrew BEAUMONT	GBR	Lotus 76/1
1 -	X:00.000	6 -	2:09.357
2 -	2:09.514	7 -	2:03.647
3 -	2:03.982	8 -	2:02.005
4 -	2:03.535	9 -	2:02.286
5 -	2:02.302	10 -	2:06.479P
12	Gregor FISKEN	GBR	McLaren M23
1 -	X:00.000	6 -	2:08.112
2 -	2:03.922	7 -	2:03.096
3 -	2:02.077	8 -	2:00.853
4 -	2:02.761	9 -	2:18.158P
5 -	2:01.201		
15	Michel BAUDOIN	FRA	Hesketh 308E
1 -	X:00.000	6 -	2:34.237P
2 -	2:21.573	7 -	4:37.268
3 -	2:17.448	8 -	2:17.268
4 -	2:16.449	9 -	2:49.069P
5 -	2:18.247		
16	Richard BARBER	GBR	Williams FW08C
1 -	X:00.000P	6 -	2:03.176
2 -	6:34.794	7 -	2:12.822P
3 -	2:03.566		
4 -	2:02.815		
5 -	2:02.553		
18	Chris PERKINS	GBR	Surtees TS14
1 -	X:00.000		
2 -	2:08.441		
3 -	2:03.479		
4 -	2:04.536		
19	Stuart HALL	GBR	McLaren M19A
1 -	X:00.000	6 -	2:14.957
2 -	2:03.912	7 -	2:02.954
3 -	2:04.750	8 -	2:02.050
4 -	2:14.359	9 -	2:18.886P
5 -	2:03.254		

**Car 38 requires a working transponder
Weather/Track: Sun/Dry

FIA Masters Historic Formula One
RACE 5 - QUALIFYING LAP ANALYSIS - Silverstone - 25-27 July 2014
 (contd.)

21	Derek JONES	USA	Hesketh 308C
1 - X:00.000 2 - 2:01.217 3 - 2:08.300 4 - 2:15.590P			
22	James HAGAN	IRL	Ensign MN177
1 - X:00.000P 6 - 2:03.935 2 - 3:13.323 7 - 2:02.790 3 - 2:09.698 8 - 2:03.212 4 - 2:07.004 9 - 2:18.355 5 - 2:05.277 10 - 3:22.579P			
25	Michael LYONS	GBR	Hesketh 308E
1 - X:00.000 6 - 1:54.303 2 - 1:54.991 7 - 1:55.209 3 - 1:55.152 8 - 3:15.699P 4 - 1:57.741P 5 - 8:13.098			
26	Frank LYONS	IRL	McLaren M26
1 - X:00.000 6 - 2:08.917 2 - 2:08.947 7 - 2:20.655P 3 - 2:07.383 8 - 3:55.617 4 - 2:08.501 9 - 2:09.552 5 - 2:09.522 10 - 2:49.175P			
28	Sidney HOOLE	GBR	Ensign N173
1 - X:00.000 2 - 2:13.229 3 - 2:21.324 4 - 2:44.012P			
31	Steve HARTLEY	GBR	Arrows A4
1 - X:00.000 6 - 1:57.499 2 - 1:57.244 7 - 1:58.615 3 - 1:58.125 8 - 1:58.191 4 - 1:57.234 9 - 1:59.460 5 - 2:21.992 10 - 2:49.107P			

****Car 38 requires a working transponder**
Weather/Track: Sun/Dry

FIA Masters Historic Formula One

RACE 5 - QUALIFYING LAP ANALYSIS - Silverstone - 25-27 July 2014

(contd.)

35	Aaron SCOTT	GBR	March 761
1 -	X:00.000	6 -	2:13.764P
2 -	2:00.908		
3 -	1:58.015		
4 -	2:06.238		
5 -	1:57.136		
36	Philip HALL	GBR	Theodore TR1
1 -	X:00.000		
2 -	2:11.798		
3 -	2:34.427P		
4 -	4:47.870P		
5 -	5:13.425P		
37	C D'ANSEBOURG	BEL	Williams FW07/C
1 -	X:00.000	6 -	2:04.747
2 -	2:05.535	7 -	1:57.885
3 -	1:58.091	8 -	2:04.403
4 -	2:04.371	9 -	1:56.972
5 -	1:57.566	10 -	2:26.072P
38	Patrick D'AUBREBY**	FRA	March 761
1 -	X:00.000	6 -	8:22.010
2 -	2:00.665	7 -	2:21.499P
3 -	2:01.597		
4 -	2:00.312		
5 -	2:19.862P		
44	Martin STRETTON	GBR	Tyrrell 012
1 -	X:00.000	6 -	2:07.823P
2 -	2:12.621	7 -	4:23.578
3 -	1:56.756	8 -	1:59.695
4 -	1:57.648		
5 -	1:57.167		
47	James HANSON	GBR	March 2-4-0
1 -	X:00.000	6 -	2:16.167P
2 -	2:02.037	7 -	6:13.161
3 -	2:02.589	8 -	2:00.846
4 -	2:17.262	9 -	2:20.437P
5 -	2:01.957		

**Car 38 requires a working transponder
Weather/Track: Sun/Dry

FIA Masters Historic Formula One

RACE 5 - QUALIFYING LAP ANALYSIS - Silverstone - 25-27 July 2014

(contd.)

55	Ollie HANCOCK	GBR	Fittipaldi F5A
1 - X:00.000	6 - 1:57.506		
2 - 2:13.972	7 - 2:05.115		
3 - 1:57.809	8 - 1:57.770		
4 - 4:05.176P	9 - 2:24.159P		
5 - 4:39.773			
58	Richard SMEETON	GBR	March 721G
1 - X:00.000	6 - 2:09.575		
2 - 2:14.577	7 - 2:12.887		
3 - 2:12.374	8 - 2:12.588		
4 - 2:10.751	9 - 2:14.656		
5 - 2:10.897	10 - 2:56.890P		
66	Tommy DREELAN	IRL	Williams FW08
1 - X:00.000	6 - 5:58.010		
2 - 2:06.367	7 - 2:03.821		
3 - 2:07.356	8 - 2:52.286P		
4 - 2:11.094			
5 - 2:13.913P			
77	Mark HIGSON	GBR	March 761
1 - X:00.000	6 - 2:06.164	11 - 2:49.646P	
2 - 2:10.436	7 - 2:07.441		
3 - 2:06.445	8 - 2:06.315		
4 - 2:06.179	9 - 2:08.596		
5 - 2:04.284	10 - 2:09.649		
119	John MAWDSLEY	GBR	Surtees TS16
1 - X:00.000	6 - 8:38.335		
2 - 2:10.515			
3 - 2:12.905			
4 - 2:13.646			
5 - 2:31.257P			
127	Andrew HADDON	GBR	Williams FW07B
1 - X:00.000	6 - 2:01.754		
2 - 2:03.940	7 - 2:02.244		
3 - 2:04.001	8 - 2:02.087		
4 - 2:03.628	9 - 2:02.680		
5 - 2:02.794	10 - 3:13.117P		

**Car 38 requires a working transponder
Weather/Track: Sun/Dry

FIA Masters Historic Formula One

RACE 5 - QUALIFYING LAP ANALYSIS - Silverstone - 25-27 July 2014

(contd.)


135	Gregoire AUDI	FRA	Shadow DN5
1 - X:00.000	6 - 2:04.095		
2 - 2:14.187	7 - 2:17.083		
3 - 2:06.726	8 - 2:24.235		
4 - 2:04.436	9 - 2:30.298P		
5 - 2:05.050			

****Car 38 requires a working transponder
Weather/Track: Sun/Dry**

FIA Masters Historic Formula One
RACE 5 - GRID - Silverstone - 25-27 July 2014

ROW 16	30	ABBOTT	
ROW 15	15	BAUDOIN	9 LYONS
ROW 14	36	HALL	28 HOOLE
ROW 13	58	SMEETON	119 MAWDSLEY
ROW 12	77	HIGSON	26 LYONS
ROW 11	66	DREELAN	135 AUDI
ROW 10	16	BARBER	22 HAGAN
ROW 9	11	BEAUMONT	19 HALL
ROW 8	6	SMITH-HILLIARD	127 HADDON
ROW 7	12	FISKEN	21 JONES
ROW 6	38	D'AUBREBY**	47 HANSON
ROW 5	10	ROSSI DI MONTELERA	3 SIMMONDS
ROW 4	55	HANCOCK	2 KUBOTA
ROW 3	35	SCOTT	31 HARTLEY
ROW 2	44	STRETTON	37 D'ANSEMBOURG
ROW 1	25	LYONS	1 THORNTON

POLE



Car 18 withdrawn. Car 30 allowed to start.
Weather/Track: Sun/Dry

Silverstone
 Circuit Length = 3.6400 miles.
 Start: 13:55 End: 14:15

Clerk of the Course:		Timekeeper:
----------------------	--	-------------



FIA Masters Historic Formula One

RACE 5 - FINAL CLASSIFICATION - Silverstone - 25-27 July 2014

POS	NO	CLS	DRIVER / TEAM	NAT	CAR	TIME	LAPS	GAP	KPH	BEST
1	55	FIT	Ollie HANCOCK	GBR	Fittipaldi F5A	13:43.845	7		110.97	1:55.878
2	44	LAU	Martin STRETTON	GBR	Tyrrell 012	13:48.109	7	4.264	110.40	1:56.933
3	37	HEA	C D'ANSEMBOURG	BEL	Williams FW07/C	13:48.637	7	4.792	110.33	1:57.404
4	35	FIT	Aaron SCOTT	GBR	March 761	13:51.341	7	7.496	109.97	1:57.022
5	10	FIT	M ROSSI DI MONTELERA	ITA	Brabham BT42-3	14:04.785	7	20.940	108.22	1:59.096
6	47	FIT	James HANSON	GBR	March 2-4-0	14:05.098	7	21.253	108.18	1:58.964
7	3	LAU	Ian SIMMONDS	GBR	Tyrrell 012	14:11.122	7	27.277	107.41	1:59.841
8	38	FIT	Patrick D'AUBREY	FRA	March 761	14:12.251	7	28.406	107.27	1:59.890
9	2	STE	Katsuaki KUBOTA	JPN	Lotus 72	14:19.335	7	35.490	106.39	1:58.108
10	22	FIT	James HAGAN	IRL	Ensign MN177	14:35.147	7	51.302	104.46	2:02.771
11	19	STE	Stuart HALL	GBR	McLaren M19A	14:36.600	7	52.755	104.29	2:02.711
12	6	FIT	Max SMITH-HILLIARD	GBR	Lotus 77	14:36.935	7	53.090	104.25	2:02.969
13	135	FIT	Gregoire AUDI	FRA	Shadow DN5	14:54.095	7	1:10.250	102.25	2:04.782
14	30	HEA	David ABBOTT	GBR	Arrows A4	14:54.490	7	1:10.645	102.21	2:03.653
15	77	FIT	Mark HIGSON	GBR	March 761	15:04.963	7	1:21.118	101.02	2:06.223
16	26	FIT	Frank LYONS	IRL	McLaren M26	15:12.752	7	1:28.907	100.16	2:06.469
17	119	FIT	John MAWDSLEY	GBR	Surtees TS16	15:29.021	7	1:45.176	98.41	2:07.852
18	25	FIT	Michael LYONS	GBR	Hesketh 308E	11:38.586	6	1 LAP	112.11	1:54.497
19	15	FIT	Michel BAUDOIN	FRA	Hesketh 308E	14:02.409	6	1 LAP	92.97	2:15.548
20	66	HEA	Tommy DREELAN	IRL	Williams FW08	14:19.955	6	1 LAP	91.07	2:06.838
21	11	FIT	Andrew BEAUMONT	GBR	Lotus 76/1	14:21.648	6	1 LAP	90.89	2:03.652
22	12	FIT	Gregor FISKEN	GBR	McLaren M23	14:38.156	6	1 LAP	89.18	2:01.283
23	9	STE	Judy LYONS	GBR	Surtees TS9	15:02.259	5	2 LAPS	72.28	2:53.590

NOT CLASSIFIED

36	FIT	Philip HALL	GBR	Theodore TR1	8:37.837	4	D.N.F.	100.63	2:04.614
31	HEA	Steve HARTLEY	GBR	Arrows A4	3:56.840	2	D.N.F.	109.38	1:56.386
1	HEA	Gregory THORNTON	GBR	Lotus 91/5	3:58.920	2	D.N.F.	108.42	1:58.192

FASTEST LAP

25	FIT	Michael LYONS		Hesketh 308E	1:54.497	2	184.18kph	114.44kph
31	HEA	Steve HARTLEY		Arrows A4	1:56.386	2	181.19kph	112.59kph
44	LAU	Martin STRETTON		Tyrrell 012	1:56.933	2	180.34kph	112.06kph
2	STE	Katsuaki KUBOTA		Lotus 72	1:58.108	6	178.55kph	110.94kph

Silverstone

Circuit Length = 3.6400 miles.

Start: 14:01 End: 14:14

Weather/Track: Bright/Dry

Steward:	Steward:	Steward:	Issued at:
----------	----------	----------	------------

FIA Masters Historic Formula One
RACE 5 - LAP ANALYSIS - Silverstone - 25-27 July 2014

1	Gregory THORNTON	GBR	Lotus 91/5
1 - 2:00.728 2 - 1:58.192			
2	Katsuaki KUBOTA	JPN	Lotus 72
1 - 2:09.160 6 - 1:58.108 2 - 2:00.079 7 - 2:13.397 3 - 1:59.438 4 - 1:59.387 5 - 1:59.766			
3	Ian SIMMONDS	GBR	Tyrrell 012
1 - 2:06.844 6 - 2:01.649 2 - 1:59.841 7 - 2:00.647 3 - 2:00.348 4 - 2:00.007 5 - 2:01.786			
6	Max SMITH-HILLIARD	GBR	Lotus 77
1 - 2:14.514 6 - 2:03.867 2 - 2:03.850 7 - 2:03.998 3 - 2:02.969 4 - 2:03.344 5 - 2:04.393			
9	Judy LYONS	GBR	Surtees TS9
1 - 3:18.773 2 - 2:54.901 3 - 2:58.227 4 - 2:53.590 5 - 2:56.768			
10	M ROSSI DI MONTELERA	ITA	Brabham BT42-3
1 - 2:04.619 6 - 2:00.688 2 - 1:59.096 7 - 2:00.302 3 - 1:59.950 4 - 1:59.699 5 - 2:00.431			

Weather/Track: Bright/Dry

FIA Masters Historic Formula One
RACE 5 - LAP ANALYSIS - Silverstone - 25-27 July 2014
 (contd.)

11	Andrew BEAUMONT	GBR	Lotus 76/1
	1 - 2:14.918 6 - 2:03.868 2 - 2:03.652 3 - 2:15.905P 4 - 3:38.638 5 - 2:04.667		
12	Gregor FISKEN	GBR	McLaren M23
	1 - 2:07.339 6 - 2:01.882 2 - 2:01.283 3 - 2:11.867P 4 - 4:13.109 5 - 2:02.676		
15	Michel BAUDOIN	FRA	Hesketh 308E
	1 - 2:31.587 6 - 2:22.385 2 - 2:18.351 3 - 2:16.625 4 - 2:15.548 5 - 2:17.913		
19	Stuart HALL	GBR	McLaren M19A
	1 - 2:11.253 6 - 2:06.086 2 - 2:02.711 7 - 2:03.912 3 - 2:03.288 4 - 2:04.506 5 - 2:04.844		
22	James HAGAN	IRL	Ensign MN177
	1 - 2:13.649 6 - 2:04.665 2 - 2:02.771 7 - 2:03.679 3 - 2:03.166 4 - 2:03.750 5 - 2:03.467		
25	Michael LYONS	GBR	Hesketh 308E
	1 - 1:54.638 6 - 2:00.709 2 - 1:54.497 3 - 1:56.095 4 - 1:56.216 5 - 1:56.431		

Weather/Track: Bright/Dry

FIA Masters Historic Formula One
RACE 5 - LAP ANALYSIS - Silverstone - 25-27 July 2014
 (contd.)

26	Frank LYONS	IRL	McLaren M26
1 - 2:20.719 6 - 2:11.925 2 - 2:06.946 7 - 2:09.179 3 - 2:06.469 4 - 2:09.116 5 - 2:08.398			
30	David ABBOTT	GBR	Arrows A4
1 - 2:20.897 6 - 2:05.642 2 - 2:06.941 7 - 2:04.467 3 - 2:06.521 4 - 2:06.369 5 - 2:03.653			
31	Steve HARTLEY	GBR	Arrows A4
1 - 2:00.454 2 - 1:56.386			
35	Aaron SCOTT	GBR	March 761
1 - 1:59.205 6 - 1:58.533 2 - 1:57.022 7 - 2:00.552 3 - 1:58.508 4 - 1:58.838 5 - 1:58.683			
36	Philip HALL	GBR	Theodore TR1
1 - 2:17.040 2 - 2:04.614 3 - 2:06.571 4 - 2:09.612P			
37	C D'ANSEBOURG	BEL	Williams FW07/C
1 - 2:00.070 6 - 1:57.415 2 - 1:58.569 7 - 1:57.404 3 - 1:59.193 4 - 1:58.307 5 - 1:57.679			

Weather/Track: Bright/Dry

FIA Masters Historic Formula One
RACE 5 - LAP ANALYSIS - Silverstone - 25-27 July 2014
 (contd.)

38	Patrick D'AUBREBY	FRA	March 761
1 -	2:08.237	6 -	2:00.641
2 -	2:01.539	7 -	1:59.890
3 -	2:01.057		
4 -	2:00.062		
5 -	2:00.825		
44	Martin STRETTON	GBR	Tyrrell 012
1 -	1:57.398	6 -	1:58.369
2 -	1:56.933	7 -	1:59.433
3 -	1:58.303		
4 -	1:58.380		
5 -	1:59.293		
47	James HANSON	GBR	March 2-4-0
1 -	2:05.813	6 -	2:00.996
2 -	1:58.964	7 -	2:00.191
3 -	1:59.400		
4 -	1:59.386		
5 -	2:00.348		
55	Ollie HANCOCK	GBR	Fittipaldi F5A
1 -	1:58.044	6 -	1:57.565
2 -	1:55.878	7 -	2:00.305
3 -	1:57.522		
4 -	1:57.325		
5 -	1:57.206		
66	Tommy DREELAN	IRL	Williams FW08
1 -	3:39.988	6 -	2:06.838
2 -	2:07.742		
3 -	2:10.161		
4 -	2:07.544		
5 -	2:07.682		
77	Mark HIGSON	GBR	March 761
1 -	2:20.404	6 -	2:06.957
2 -	2:06.895	7 -	2:07.748
3 -	2:06.223		
4 -	2:07.018		
5 -	2:09.718		

Weather/Track: Bright/Dry

FIA Masters Historic Formula One
RACE 5 - LAP ANALYSIS - Silverstone - 25-27 July 2014
(contd.)

119	John MAWDSLEY	GBR	Surtees TS16
1 - 2:38.453	6 - 2:07.852		
2 - 2:10.101	7 - 2:08.014		
3 - 2:08.407			
4 - 2:08.320			
5 - 2:07.874			
135	Gregoire AUDI	FRA	Shadow DN5
1 - 2:18.292	6 - 2:06.031		
2 - 2:05.961	7 - 2:04.782		
3 - 2:05.923			
4 - 2:06.685			
5 - 2:06.421			

Weather/Track: Bright/Dry

FIA Masters Historic Formula One

RACE 5 - LAP CHART - Silverstone - 25-27 July 2014

Lap 1			Lap 2			Lap 3			Lap 4			Lap 5		
No	Behind	Laptime	No	Behind	Laptime	No	Behind	Laptime	No	Behind	Laptime	No	Behind	Laptime
25		1:54.638	25		1:54.497	25		1:56.095	25		1:56.216	25		1:56.431
44	2.760	1:57.398	55	4.787	1:55.878	66	1 LAP	2:07.742	55	7.323	1:57.325	55	8.098	1:57.206
55	3.406	1:58.044	44	5.196	1:56.933	55	6.214	1:57.522	44	9.568	1:58.380	44	12.430	1:59.293
35	4.567	1:59.205	35	7.092	1:57.022	44	7.404	1:58.303	35	12.127	1:58.838	35	14.379	1:58.683
37	5.432	2:00.070	31	7.705	1:56.386	35	9.505	1:58.508	37	14.693	1:58.307	37	15.941	1:57.679
31	5.816	2:00.454	37	9.504	1:58.569	37	12.602	1:59.193	66	1 LAP	2:10.161	10	25.918	2:00.431
1	6.090	2:00.728	1	9.785	1:58.192	10	18.435	1:59.950	10	21.918	1:59.699	47	26.034	2:00.348
10	9.981	2:04.619	10	14.580	1:59.096	47	18.947	1:59.400	47	22.117	1:59.386	66	1 LAP	2:07.544
47	11.175	2:05.813	47	15.642	1:58.964	3	21.803	2:00.348	3	25.594	2:00.007	2	29.953	1:59.766
3	12.206	2:06.844	3	17.550	1:59.841	2	23.447	1:59.438	2	26.618	1:59.387	3	30.949	2:01.786
12	12.701	2:07.339	12	19.487	2:01.283	38	25.603	2:01.057	38	29.449	2:00.062	38	33.843	2:00.825
38	13.599	2:08.237	2	20.104	2:00.079	9	1 LAP	2:54.901	19	40.312	2:04.506	11	1 LAP	3:38.638
2	14.522	2:09.160	38	20.641	2:01.539	19	32.022	2:03.288	22	41.890	2:03.750	19	48.725	2:04.844
19	16.615	2:11.253	19	24.829	2:02.711	22	34.356	2:03.166	6	43.231	2:03.344	22	48.926	2:03.467
22	19.011	2:13.649	22	27.285	2:02.771	12	35.259	2:11.867P	135	55.415	2:06.685	6	51.193	2:04.393
6	19.876	2:14.514	6	29.229	2:03.850	6	36.103	2:02.969	36	56.391	2:09.612P	12	1 LAP	4:13.109
11	20.280	2:14.918	11	29.435	2:03.652	36	42.995	2:06.571	77	59.094	2:07.018	135	1:05.405	2:06.421
36	22.402	2:17.040	36	32.519	2:04.614	135	44.946	2:05.923	30	59.282	2:06.369	30	1:06.504	2:03.653
135	23.654	2:18.292	135	35.118	2:05.961	77	48.292	2:06.223	26	1:01.804	2:09.116	77	1:12.381	2:09.718
77	25.766	2:20.404	77	38.164	2:06.895	11	49.245	2:15.905P	119	1:23.835	2:08.320	26	1:13.771	2:08.398
26	26.081	2:20.719	26	38.530	2:06.946	26	48.904	2:06.469	9	1 LAP	2:58.227	119	1:35.278	2:07.874
30	26.259	2:20.897	30	38.703	2:06.941	30	49.129	2:06.521	15	1:40.665	2:15.548			
15	36.949	2:31.587	119	59.419	2:10.101	119	1:11.731	2:08.407						
119	43.815	2:38.453	15	1:00.803	2:18.351	15	1:21.333	2:16.625						
9	1:24.135	3:18.773												
66	1:45.350	3:39.988												

Weather/Track: Bright/Dry

www.mstworld.com

Page 1 of 2

Silverstone
Circuit Length = 3.6400 miles.
Start: 14:01 End: 14:14

Printed - 14:18 Saturday, 26 July 2014


FIA Masters Historic Formula One
RACE 5 - LAP CHART - Silverstone - 25-27 July 2014
 (contd.)

Lap 6			Lap 7			Lap 8			Lap 9			Lap 10		
No	Behind	Laptime	No	Behind	Laptime	No	Behind	Laptime	No	Behind	Laptime	No	Behind	Laptime
25		2:00.709	55		2:00.305									
15	1 LAP	2:17.913	44	4.264	1:59.433									
55	4.954	1:57.565	37	4.792	1:57.404									
44	10.090	1:58.369	35	7.496	2:00.552									
35	12.203	1:58.533	15	1 LAP	2:22.385									
37	12.647	1:57.415	10	20.940	2:00.302									
10	25.897	2:00.688	47	21.253	2:00.191									
47	26.321	2:00.996	3	27.277	2:00.647									
9	2 LAPS	2:53.590	38	28.406	1:59.890									
2	27.352	1:58.108	2	35.490	2:13.397									
3	31.889	2:01.649	66	1 LAP	2:06.838									
38	33.775	2:00.641	11	1 LAP	2:03.868									
66	1 LAP	2:07.682	22	51.302	2:03.679									
11	1 LAP	2:04.667	19	52.755	2:03.912									
22	52.882	2:04.665	6	53.090	2:03.998									
19	54.102	2:06.086	12	1 LAP	2:01.882									
6	54.351	2:03.867	135	1:10.250	2:04.782									
12	1 LAP	2:02.676	30	1:10.645	2:04.467									
135	1:10.727	2:06.031	9	2 LAPS	2:56.768									
30	1:11.437	2:05.642	77	1:21.118	2:07.748									
77	1:18.629	2:06.957	26	1:28.907	2:09.179									
26	1:24.987	2:11.925	119	1:45.176	2:08.014									
119	1:42.421	2:07.852												

Weather/Track: Bright/Dry

Silverstone
 Circuit Length = 3.6400 miles.
 Start: 14:01 End: 14:14

FIA Masters Historic Formula One
RACE 17 - GRID - Silverstone - 25-27 July 2014

ROW 15	58	SMEETON	
ROW 14	21	JONES	127 HADDON
ROW 13	31	HARTLEY	1 THORNTON
ROW 12	9	LYONS	36 HALL
ROW 11	11	BEAUMONT	12 FISKEN
ROW 10	15	BAUDOIN	66 DREELAN
ROW 9	119	MAWDSLEY	25 LYONS
ROW 8	77	HIGSON	26 LYONS
ROW 7	135	AUDI	30 ABBOTT
ROW 6	19	HALL	6 SMITH-HILLIARD
ROW 5	2	KUBOTA	22 HAGAN
ROW 4	3	SIMMONDS	38 D'AUBREBY
ROW 3	10	ROSSI DI MONTELERA	47 HANSON
ROW 2	37	D'ANSEMBOURG	35 SCOTT
ROW 1	55	HANCOCK	44 STRETTON
POLE			
			

Weather/Track: Bright/Dry

Silverstone
 Circuit Length = 3.6400 miles.
 Start: 14:01 End: 14:14

Clerk of the Course:		Timekeeper:
----------------------	--	-------------



FIA Masters Historic Formula One

RACE 17 - FINAL CLASSIFICATION - Silverstone - 25-27 July 2014

POS	NO	CLS	DRIVER / TEAM	NAT	CAR	TIME	LAPS	GAP	KPH	BEST
1	44	LAU	Martin STRETTON	GBR	Tyrrell 012	21:38.318	11		110.79	1:56.310
2	31	HEA	Steve HARTLEY	GBR	Arrows A4	21:40.993	11	2.675	110.56	1:54.485
3	37	HEA	C D'ANSEMBOURG	BEL	Williams FW07/C	21:46.846	11	8.528	110.06	1:57.535
4	55	FIT	Ollie HANCOCK	GBR	Fittipaldi F5A	21:47.902	11	9.584	109.97	1:57.230
5	25	FIT	Michael LYONS	GBR	Hesketh 308E	21:48.617	11	10.299	109.91	1:57.440
6	35	FIT	Aaron SCOTT	GBR	March 761	22:00.283	11	21.965	108.94	1:58.086
7	10	FIT	M ROSSI DI MONTELERA	ITA	Brabham BT42-3	22:06.575	11	28.257	108.43	1:59.377
8	2	STE	Katsuaki KUBOTA	JPN	Lotus 72	22:06.850	11	28.532	108.40	1:58.717
9	3	LAU	Ian SIMMONDS	GBR	Tyrrell 012	22:07.260	11	28.942	108.37	1:58.700
10	38	FIT	Patrick D'AUBREBY	FRA	March 761	22:09.463	11	31.145	108.19	1:58.136
11	19	STE	Stuart HALL	GBR	McLaren M19A	22:32.926	11	54.608	106.31	2:01.224
12	12	FIT	Gregor FISKEN	GBR	McLaren M23	22:33.973	11	55.655	106.23	1:59.247
13	21	FIT	Derek JONES	USA	Hesketh 308C	22:46.266	11	1:07.948	105.28	2:01.345
14	30	HEA	David ABBOTT	GBR	Arrows A4	22:46.921	11	1:08.603	105.23	2:01.411
15	135	FIT	Gregoire AUDI	FRA	Shadow DN5	23:09.808	11	1:31.490	103.49	2:03.854
16	11	FIT	Andrew BEAUMONT	GBR	Lotus 76/1	23:18.286	11	1:39.968	102.87	2:03.196
17	77	FIT	Mark HIGSON	GBR	March 761	23:23.355	11	1:45.037	102.49	2:03.724
18	66	HEA	Tommy DREELAN	IRL	Williams FW08	23:23.851	11	1:45.533	102.46	2:04.128
19	26	FIT	Frank LYONS	IRL	McLaren M26	21:57.040	10	1 LAP	99.26	2:08.789
20	127	HEA	Andrew HADDON	GBR	Williams FW07B	22:53.289	10	1 LAP	95.20	2:00.993
21	15	FIT	Michel BAUDOIN	FRA	Hesketh 308E	23:31.799	10	1 LAP	92.60	2:17.530
22	1	HEA	Gregory THORNTON	GBR	Lotus 91/5	17:56.703	9	2 LAPS	109.25	1:55.934
23	9	STE	Judy LYONS	GBR	Surtees TS9	22:42.922	8	3 LAPS	76.69	2:42.035

NOT CLASSIFIED

119	FIT	John MAWDSLEY	GBR	Surtees TS16	13:44.014	6	D.N.F.	95.04	2:08.589
47	FIT	James HANSON	GBR	March 2-4-0	6:15.673	3	D.N.F.	103.84	2:02.105
36	FIT	Philip HALL	GBR	Theodore TR1	8:25.412	3	D.N.F.	77.18	2:20.112
6	FIT	Max SMITH-HILLIARD	GBR	Lotus 77	4:29.659	2	D.N.F.	96.06	2:09.416
22	FIT	James HAGAN	IRL	Ensign MN177	4:33.846	2	D.N.F.	94.60	2:07.721

FASTEST LAP

31	HEA	Steve HARTLEY		Arrows A4	1:54.485	9	184.20kph	114.46kph
44	LAU	Martin STRETTON		Tyrrell 012	1:56.310	9	181.31kph	112.66kph
55	FIT	Ollie HANCOCK		Fittipaldi F5A	1:57.230	10	179.89kph	111.78kph
2	STE	Katsuaki KUBOTA		Lotus 72	1:58.717	9	177.63kph	110.38kph

Silverstone

Car 58 did not start.

Circuit Length = 3.6400 miles.

Weather/Track: Bright/Dry

Start: 13:32 End: 13:54

Steward:	Steward:	Steward:	Issued at:
----------	----------	----------	------------

FIA Masters Historic Formula One

RACE 17 - LAP ANALYSIS - Silverstone - 25-27 July 2014

1	Gregory THORNTON	GBR	Lotus 91/5
1 -	2:10.577	6 -	1:57.315
2 -	1:58.950	7 -	1:58.107
3 -	1:59.371	8 -	1:55.934
4 -	2:00.834	9 -	1:56.402
5 -	1:59.213		
2	Katsuaki KUBOTA	JPN	Lotus 72
1 -	2:04.983	6 -	2:00.275
2 -	2:01.193	7 -	2:00.118
3 -	2:02.013	8 -	1:58.973
4 -	2:01.408	9 -	1:58.717
5 -	1:59.239	10 -	1:59.412
11 -	2:00.519		
3	Ian SIMMONDS	GBR	Tyrrell 012
1 -	2:05.991	6 -	1:59.798
2 -	2:01.194	7 -	1:59.790
3 -	2:01.544	8 -	1:59.041
4 -	2:01.748	9 -	1:58.700
5 -	1:59.668	10 -	1:59.398
11 -	2:00.388		
6	Max SMITH-HILLIARD	GBR	Lotus 77
1 -	2:09.416		
2 -	2:20.243		
9	Judy LYONS	GBR	Surtees TS9
1 -	2:53.313	6 -	2:56.233
2 -	2:42.035	7 -	2:51.690
3 -	2:53.208	8 -	2:46.898
4 -	2:51.792		
5 -	2:47.753		
10	M ROSSI DI MONTELERA	ITA	Brabham BT42-3
1 -	2:03.793	6 -	2:00.510
2 -	2:00.733	7 -	2:01.097
3 -	1:59.983	8 -	2:00.900
4 -	1:59.773	9 -	1:59.918
5 -	1:59.714	10 -	1:59.377
11 -	2:00.777		

Weather/Track: Bright/Dry

www.mstworld.com

Page 1 of 5

Silverstone
Circuit Length = 3.6400 miles.
Start: 13:32 End: 13:54

Printed - 13:58 Sunday, 27 July 2014

FIA Masters Historic Formula One
RACE 17 - LAP ANALYSIS - Silverstone - 25-27 July 2014
 (contd.)

11	Andrew BEAUMONT	GBR	Lotus 76/1
1 -	2:19.880	6 -	2:03.527
2 -	2:10.315	7 -	2:04.185
3 -	2:09.163	8 -	2:03.834
4 -	2:08.470	9 -	2:03.196
5 -	2:04.825	10 -	2:06.624
11 -	2:04.267		
12	Gregor FISKEN	GBR	McLaren M23
1 -	2:15.747	6 -	2:01.025
2 -	2:04.963	7 -	2:00.691
3 -	2:04.897	8 -	2:02.357
4 -	2:02.534	9 -	2:00.685
5 -	2:01.937	10 -	1:59.890
11 -	1:59.247		
15	Michel BAUDOIN	FRA	Hesketh 308E
1 -	2:42.218	6 -	2:19.719
2 -	2:19.212	7 -	2:19.947
3 -	2:18.186	8 -	2:18.846
4 -	2:17.530	9 -	2:19.020
5 -	2:19.202	10 -	2:17.919
19	Stuart HALL	GBR	McLaren M19A
1 -	2:10.124	6 -	2:02.372
2 -	2:04.511	7 -	2:01.985
3 -	2:02.132	8 -	2:02.195
4 -	2:02.784	9 -	2:01.224
5 -	2:02.352	10 -	2:01.585
11 -	2:01.662		
21	Derek JONES	USA	Hesketh 308C
1 -	2:19.582	6 -	2:01.677
2 -	2:05.665	7 -	2:03.553
3 -	2:03.636	8 -	2:02.201
4 -	2:02.226	9 -	2:02.302
5 -	2:02.212	10 -	2:01.867
11 -	2:01.345		
22	James HAGAN	IRL	Ensign MN177
1 -	2:07.721		
2 -	2:26.125P		

Weather/Track: Bright/Dry

FIA Masters Historic Formula One
RACE 17 - LAP ANALYSIS - Silverstone - 25-27 July 2014
 (contd.)

25	Michael LYONS	GBR	Hesketh 308E
1 -	2:05.252	6 -	1:58.263
2 -	1:57.543	7 -	1:58.689
3 -	1:57.440	8 -	1:59.177
4 -	1:57.654	9 -	1:58.398
5 -	1:59.808	10 -	1:57.622
11 -	1:58.771		
26	Frank LYONS	IRL	McLaren M26
1 -	2:19.211	6 -	2:11.067
2 -	2:10.405	7 -	2:10.795
3 -	2:09.188	8 -	2:10.388
4 -	2:08.789	9 -	2:10.007
5 -	2:10.040	10 -	2:17.150
30	David ABBOTT	GBR	Arrows A4
1 -	2:13.287	6 -	2:01.411
2 -	2:05.950	7 -	2:02.065
3 -	2:07.108	8 -	2:02.578
4 -	2:06.182	9 -	2:01.730
5 -	2:03.156	10 -	2:02.035
11 -	2:01.419		
31	Steve HARTLEY	GBR	Arrows A4
1 -	2:08.195	6 -	1:57.816
2 -	1:58.146	7 -	1:58.941
3 -	1:57.441	8 -	1:59.026
4 -	1:56.806	9 -	1:54.485
5 -	1:56.405	10 -	1:56.596
11 -	1:57.136		
35	Aaron SCOTT	GBR	March 761
1 -	2:01.546	6 -	1:58.441
2 -	2:00.442	7 -	1:59.756
3 -	2:00.138	8 -	1:59.567
4 -	2:00.490	9 -	2:01.006
5 -	1:58.086	10 -	1:59.574
11 -	2:01.237		
36	Philip HALL	GBR	Theodore TR1
1 -	2:20.112		
2 -	2:15.522P		
3 -	3:49.778P		

Weather/Track: Bright/Dry

FIA Masters Historic Formula One
RACE 17 - LAP ANALYSIS - Silverstone - 25-27 July 2014
 (contd.)

37	C D'ANSEMBOURG	BEL	Williams FW07/C
1 -	2:02.094	6 -	1:58.911
2 -	1:58.336	7 -	1:58.794
3 -	1:58.708	8 -	1:58.998
4 -	1:59.319	9 -	1:58.427
5 -	1:58.082	10 -	1:57.642
		11 -	1:57.535
38	Patrick D'AUBREBY	FRA	March 761
1 -	2:06.452	6 -	1:59.697
2 -	2:01.379	7 -	1:59.908
3 -	2:02.626	8 -	1:59.958
4 -	2:02.483	9 -	1:58.644
5 -	2:00.768	10 -	1:59.412
		11 -	1:58.136
44	Martin STRETTON	GBR	Tyrrell 012
1 -	2:00.314	6 -	1:58.157
2 -	1:59.351	7 -	1:57.417
3 -	1:58.841	8 -	1:56.976
4 -	1:58.738	9 -	1:56.310
5 -	1:58.479	10 -	1:56.613
		11 -	1:57.122
47	James HANSON	GBR	March 2-4-0
1 -	2:02.986		
2 -	2:02.105		
3 -	2:10.582P		
55	Ollie HANCOCK	GBR	Fittipaldi F5A
1 -	2:00.033	6 -	1:59.156
2 -	1:59.292	7 -	1:58.951
3 -	1:58.989	8 -	1:59.077
4 -	1:58.582	9 -	1:58.702
5 -	1:58.523	10 -	1:57.230
		11 -	1:59.367
66	Tommy DREELAN	IRL	Williams FW08
1 -	2:19.624	6 -	2:04.608
2 -	2:10.188	7 -	2:04.740
3 -	2:09.246	8 -	2:05.445
4 -	2:09.078	9 -	2:05.012
5 -	2:06.819	10 -	2:04.128
		11 -	2:04.963

Weather/Track: Bright/Dry

FIA Masters Historic Formula One
RACE 17 - LAP ANALYSIS - Silverstone - 25-27 July 2014
 (contd.)

77	Mark HIGSON	GBR	March 761
1 -	2:17.882	6 -	2:05.611
2 -	2:07.219	7 -	2:07.236
3 -	2:08.761	8 -	2:05.523
4 -	2:08.868	9 -	2:06.162
5 -	2:07.274	10 -	2:03.724
119	John MAWDSLEY	GBR	Surtees TS16
1 -	2:15.547	6 -	2:51.950P
2 -	2:08.589		
3 -	2:08.903		
4 -	2:08.848		
5 -	2:10.177		
127	Andrew HADDON	GBR	Williams FW07B
1 -	4:30.469	6 -	2:01.817
2 -	2:04.860	7 -	2:03.055
3 -	2:03.596	8 -	2:02.651
4 -	2:02.183	9 -	2:01.717
5 -	2:01.948	10 -	2:00.993
135	Gregoire AUDI	FRA	Shadow DN5
1 -	2:12.847	6 -	2:06.254
2 -	2:06.095	7 -	2:05.267
3 -	2:07.122	8 -	2:04.844
4 -	2:07.891	9 -	2:04.435
5 -	2:06.473	10 -	2:04.726
		11 -	2:03.854

Weather/Track: Bright/Dry

www.mstworld.com

Page 5 of 5

Silverstone
 Circuit Length = 3.6400 miles.
 Start: 13:32 End: 13:54
 Printed - 13:58 Sunday, 27 July 2014

FIA Masters Historic Formula One
RACE 17 - LAP CHART - Silverstone - 25-27 July 2014

Lap 1			Lap 2			Lap 3			Lap 4			Lap 5		
No	Behind	Laptime	No	Behind	Laptime	No	Behind	Laptime	No	Behind	Laptime	No	Behind	Laptime
55		2:00.033	55		1:59.292	55		1:58.989	55		1:58.582	55		1:58.523
44	0.281	2:00.314	44	0.340	1:59.351	44	0.192	1:58.841	44	0.348	1:58.738	44	0.304	1:58.479
35	1.513	2:01.546	37	1.105	1:58.336	37	0.824	1:58.708	25	0.993	1:57.654	37	1.120	1:58.082
37	2.061	2:02.094	35	2.663	2:00.442	25	1.921	1:57.440	37	1.561	1:59.319	31	1.574	1:56.405
47	2.953	2:02.986	25	3.470	1:57.543	35	3.812	2:00.138	31	3.692	1:56.806	25	2.278	1:59.808
10	3.760	2:03.793	10	5.201	2:00.733	31	5.468	1:57.441	35	5.720	2:00.490	35	5.283	1:58.086
2	4.950	2:04.983	47	5.766	2:02.105	10	6.195	1:59.983	10	7.386	1:59.773	10	8.577	1:59.714
25	5.219	2:05.252	2	6.851	2:01.193	2	9.875	2:02.013	2	12.701	2:01.408	2	13.417	1:59.239
3	5.958	2:05.991	31	7.016	1:58.146	3	10.415	2:01.544	1	12.836	2:00.834	1	13.526	1:59.213
38	6.419	2:06.452	3	7.860	2:01.194	1	10.584	1:59.371	3	13.581	2:01.748	3	14.726	1:59.668
22	7.688	2:07.721	38	8.506	2:01.379	38	12.143	2:02.626	38	16.044	2:02.483	38	18.289	2:00.768
31	8.162	2:08.195	1	10.202	1:58.950	47	17.359	2:10.582P	19	22.655	2:02.784	19	26.484	2:02.352
6	9.383	2:09.416	19	15.310	2:04.511	19	18.453	2:02.132	36	1 LAP	3:49.778P	12	34.659	2:01.937
19	10.091	2:10.124	135	19.617	2:06.095	12	27.293	2:04.897	12	31.245	2:02.534	21	37.902	2:02.212
1	10.544	2:10.577	30	19.912	2:05.950	135	27.750	2:07.122	9	1 LAP	2:53.208	30	40.264	2:03.156
135	12.814	2:12.847	12	21.385	2:04.963	30	28.031	2:07.108	21	34.213	2:02.226	135	45.009	2:06.473
30	13.254	2:13.287	119	24.811	2:08.589	21	30.569	2:03.636	30	35.631	2:06.182	127	1 LAP	2:02.183
119	15.514	2:15.547	77	25.776	2:07.219	119	34.725	2:08.903	135	37.059	2:07.891	77	54.585	2:07.274
12	15.714	2:15.747	21	25.922	2:05.665	77	35.548	2:08.761	127	1 LAP	2:03.596	119	56.645	2:10.177
77	17.849	2:17.882	26	30.291	2:10.405	127	1 LAP	2:04.860	119	44.991	2:08.848	11	57.234	2:04.825
26	19.178	2:19.211	66	30.487	2:10.188	26	40.490	2:09.188	77	45.834	2:08.868	66	59.536	2:06.819
21	19.549	2:19.582	6	30.334	2:20.243	66	40.744	2:09.246	26	50.697	2:08.789	26	1:02.214	2:10.040
66	19.591	2:19.624	11	30.870	2:10.315	11	41.044	2:09.163	11	50.932	2:08.470	9	1 LAP	2:51.792
11	19.847	2:19.880	127	1 LAP	4:30.469	15	1:21.302	2:18.186	66	51.240	2:09.078			
36	20.079	2:20.112	22	34.521	2:26.125P				15	1:40.250	2:17.530			
15	42.185	2:42.218	36	36.309	2:15.522P									
9	53.280	2:53.313	15	1:02.105	2:19.212									
			9	1:36.023	2:42.035									

Weather/Track: Bright/Dry

FIA Masters Historic Formula One
RACE 17 - LAP CHART - Silverstone - 25-27 July 2014
 (contd.)

Lap 6			Lap 7			Lap 8			Lap 9			Lap 10		
No	Behind	Laptime	No	Behind	Laptime	No	Behind	Laptime	No	Behind	Laptime	No	Behind	Laptime
44		1:58.157	44		1:57.417	44		1:56.976	44		1:56.310	44		1:56.613
55	0.695	1:59.156	55	2.229	1:58.951	55	4.330	1:59.077	31	2.678	1:54.485	31	2.661	1:56.596
31	0.929	1:57.816	31	2.453	1:58.941	31	4.503	1:59.026	55	6.722	1:58.702	55	7.339	1:57.230
37	1.570	1:58.911	37	2.947	1:58.794	37	4.969	1:58.998	37	7.086	1:58.427	37	8.115	1:57.642
25	2.080	1:58.263	25	3.352	1:58.689	25	5.553	1:59.177	25	7.641	1:58.398	25	8.650	1:57.622
15	1 LAP	2:19.202	35	7.602	1:59.756	35	10.193	1:59.567	1	12.120	1:56.402	9	3 LAPS	2:51.690
35	5.263	1:58.441	1	13.070	1:58.107	1	12.028	1:55.934	35	14.889	2:01.006	35	17.850	1:59.574
10	10.626	2:00.510	10	14.306	2:01.097	10	18.230	2:00.900	10	21.838	1:59.918	10	24.602	1:59.377
1	12.380	1:57.315	9	2 LAPS	2:47.753	2	19.929	1:58.973	2	22.336	1:58.717	2	25.135	1:59.412
2	15.231	2:00.275	2	17.932	2:00.118	3	20.501	1:59.041	3	22.891	1:58.700	3	25.676	1:59.398
3	16.063	1:59.798	3	18.436	1:59.790	38	24.998	1:59.958	38	27.332	1:58.644	38	30.131	1:59.412
38	19.525	1:59.697	38	22.016	1:59.908	19	40.182	2:02.195	19	45.096	2:01.224	19	50.068	2:01.585
19	30.395	2:02.372	15	1 LAP	2:19.719	12	45.878	2:02.357	12	50.253	2:00.685	12	53.530	1:59.890
12	37.223	2:01.025	19	34.963	2:01.985	15	1 LAP	2:19.947	21	58.471	2:02.302	21	1:03.725	2:01.867
21	41.118	2:01.677	12	40.497	2:00.691	21	52.479	2:02.201	30	58.884	2:01.730	30	1:04.306	2:02.035
30	43.214	2:01.411	21	47.254	2:03.553	30	53.464	2:02.578	127	1 LAP	2:02.651	127	1 LAP	2:01.717
127	1 LAP	2:01.948	30	47.862	2:02.065	127	1 LAP	2:03.055	15	1 LAP	2:18.846	135	1:24.758	2:04.726
135	52.802	2:06.254	127	1 LAP	2:01.817	135	1:08.520	2:04.844	135	1:16.645	2:04.435	15	1 LAP	2:19.020
77	1:01.735	2:05.611	135	1:00.652	2:05.267	11	1:15.926	2:03.834	11	1:22.812	2:03.196	11	1:32.823	2:06.624
11	1:02.300	2:03.527	11	1:09.068	2:04.185	9	2 LAPS	2:56.233	77	1:29.953	2:06.162	77	1:37.064	2:03.724
66	1:05.683	2:04.608	77	1:11.554	2:07.236	77	1:20.101	2:05.523	66	1:30.177	2:05.012	66	1:37.692	2:04.128
26	1:14.820	2:11.067	66	1:13.006	2:04.740	66	1:21.475	2:05.445	26	1:55.307	2:10.007			
119	1:50.134	2:51.950P	26	1:28.198	2:10.795	26	1:41.610	2:10.388						

Weather/Track: Bright/Dry

FIA Masters Historic Formula One
RACE 17 - LAP CHART - Silverstone - 25-27 July 2014
 (contd.)

Lap 11			Lap 12			Lap 13			Lap 14			Lap 15		
No	Behind	Laptime	No	Behind	Laptime	No	Behind	Laptime	No	Behind	Laptime	No	Behind	Laptime
44		1:57.122												
31	2.675	1:57.136												
37	8.528	1:57.535												
55	9.584	1:59.367												
25	10.299	1:58.771												
26	1 LAP	2:17.150												
35	21.965	2:01.237												
10	28.257	2:00.777												
2	28.532	2:00.519												
3	28.942	2:00.388												
38	31.145	1:58.136												
19	54.608	2:01.662												
12	55.655	1:59.247												
9	3 LAPS	2:46.898												
21	1:07.948	2:01.345												
30	1:08.603	2:01.419												
127	1 LAP	2:00.993												
135	1:31.490	2:03.854												
11	1:39.968	2:04.267												
77	1:45.037	2:05.095												
66	1:45.533	2:04.963												
15	1 LAP	2:17.919												

Weather/Track: Bright/Dry

FIA Masters Historic Formula One

PROVISIONAL COMBINED RACE CLASSIFICATION - Silverstone - 25-27 July 2014

POS	NO	CL	DRIVER	NAT	CAR	TIME	LAPS	GAP	MPH	BEST
1	44	LAU	Martin STRETTON	GBR	Tyrrell 012	35:26.427	18		110.78	1:56.310
2	55	FIT	Ollie HANCOCK	GBR	Fittipaldi F5A	35:31.747	18	5.320	110.50	1:55.878
3	37	HEA	C D'ANSEMBOURG	BEL	Williams FW07/C	35:35.483	18	9.056	110.31	1:57.404
4	35	FIT	Aaron SCOTT	GBR	March 761	35:51.624	18	25.197	109.48	1:57.022
5	10	FIT	M ROSSI DI MONTELERA	ITA	Brabham BT42-3	36:11.360	18	44.933	108.49	1:59.096
6	3	LAU	Ian SIMMONDS	GBR	Tyrrell 012	36:18.382	18	51.955	108.14	1:58.700
7	38	FIT	Patrick D'AUBREBY	FRA	March 761	36:21.714	18	55.287	107.97	1:58.136
8	2	STE	Katsuaki KUBOTA	JPN	Lotus 72	36:26.185	18	59.758	107.75	1:58.108
9	19	STE	Stuart HALL	GBR	McLaren M19A	37:09.526	18	1:43.099	105.65	2:01.224
10	30	HEA	David ABBOTT	GBR	Arrows A4	37:41.411	18	2:14.984	104.16	2:01.411
11	135	FIT	Gregoire AUDI	FRA	Shadow DN5	38:03.903	18	2:37.476	103.14	2:03.854
12	77	FIT	Mark HIGSON	GBR	March 761	38:28.318	18	3:01.891	102.05	2:03.724
13	25	FIT	Michael LYONS	GBR	Hesketh 308E	33:27.203	17	1 LAP	110.83	1:54.497
14	26	FIT	Frank LYONS	IRL	McLaren M26	37:09.792	17	1 LAP	99.77	2:06.469
15	12	FIT	Gregor FISKEN	GBR	McLaren M23	37:12.129	17	1 LAP	99.66	1:59.247
16	11	FIT	Andrew BEAUMONT	GBR	Lotus 76/1	37:39.934	17	1 LAP	98.43	2:03.196
17	66	HEA	Tommy DREELAN	IRL	Williams FW08	37:43.806	17	1 LAP	98.27	2:04.128
18	15	FIT	Michel BAUDOIN	FRA	Hesketh 308E	37:34.208	16	2 LAPS	92.87	2:15.548
19	31	HEA	Steve HARTLEY	GBR	Arrows A4	25:37.833	13	5 LAPS	110.57	1:54.485
20	119	FIT	John MAWDSLEY	GBR	Surtees TS16	29:13.035	13	5 LAPS	97.00	2:07.852
21	9	STE	Judy LYONS	GBR	Surtees TS9	37:45.181	13	5 LAPS	75.07	2:42.035

NOT CLASSIFIED

1	HEA	Gregory THORNTON	GBR	Lotus 91/5	21:55.623	11	D.N.F.	109.33	1:55.934
21	FIT	Derek JONES	USA	Hesketh 308C	22:46.266	11	N.C.F.	105.28	2:01.345
47	FIT	James HANSON	GBR	March 2-4-0	20:20.771	10	D.N.F.	107.09	1:58.964
127	HEA	Andrew HADDON	GBR	Williams FW07B	22:53.289	10	N.C.F.	95.20	2:00.993
6	FIT	Max SMITH-HILLIARD	GBR	Lotus 77	19:06.594	9	D.N.F.	102.59	2:02.969
22	FIT	James HAGAN	IRL	Ensign MN177	19:08.993	9	D.N.F.	102.38	2:02.771
36	FIT	Philip HALL	GBR	Theodore TR1	17:03.249	7	D.N.F.	89.34	2:04.614

FASTEST LAP

31	HEA	Steve HARTLEY		Arrows A4	1:54.485	11	114.46mph	184.20kph
25	FIT	Michael LYONS		Hesketh 308E	1:54.497	2	114.44mph	184.18kph
44	LAU	Martin STRETTON		Tyrrell 012	1:56.310	16	112.66mph	181.31kph
2	STE	Katsuaki KUBOTA		Lotus 72	1:58.108	6	110.94mph	178.55kph

Weather/Track: Bright/Dry

These results are provisional until the conclusion of any judicial and technical matters.

Silverstone
Circuit Length = 3.6400 miles.
Start: 14:01 End: 14:14

Clerk of the Course:	Timekeeper:
----------------------	-------------

Jet Super Touring Car Trophy

RACE 6 - QUALIFYING - Silverstone - 25-27 July 2014

POS	NO	CL	DRIVER	CAR	TIME	LAPS	GAP	MPH
1	3	ST1	Dodd	Honda Accord	2:12.639	6		98.79
2	68	ST1	Meins/Huff	Ford Mondeo	2:12.830	8	0.191	98.65
3	1	ST1	Whyte	Honda Accord	2:14.060	7	1.421	97.74
4	12	ST1	Watts	Peugeot 406	2:14.103	6	1.464	97.71
5	98	ST1	Cleland	Vauxhall Vectra	2:14.372	6	1.733	97.52
6	2	ST1	Smith	Alfa Romeo 156	2:15.056	6	2.417	97.02
7	10	ST1	Wheeler	Nissan Primera ST	2:15.754	8	3.115	96.52
8	4	ST1	Dodd	Nissan Primera	2:16.106	8	3.467	96.27
9	37	ST1	Garrad	Renault Williams Laguna	2:16.794	5	4.155	95.79
10	79	ST1	Jones	Renault Laguna	2:17.032	7	4.393	95.62
11	7	ST1	Smith	Audi A4	2:17.261	8	4.622	95.46
12	63	ST3	Wolfe	Opel Belmont	2:17.501	7	4.862	95.30
13	28	ST1	Pearson/Pearson	Alfa Romeo 156 ST	2:18.305	8	5.666	94.74
14	70	ST1	Jarman	Nissan Primera	2:18.400	8	5.761	94.68
15	29	GA2	Bot	BMW E30 M3	2:18.724	8	6.085	94.46
16	36	ST1	Butcher	Nissan Primera	2:19.215	8	6.576	94.12
17	47	GA4	Young/Soper	Ford Capri	2:19.657	7	7.018	93.83
18	18	ST1	Huber	Audi A4	2:20.191	8	7.552	93.47
19	66	GA2	Whale/Whale	BMW M3	2:20.289	7	7.650	93.40
20	16	GA4	Scragg	Jaguar XJ12	2:20.497	7	7.858	93.26
21	26	ST1	Hazell	BMW E36	2:20.801	8	8.162	93.06
22	44	ST2	Minshaw	BMW M3	2:21.397	5	8.758	92.67
23	14	ST1	Wood	Honda Accord	2:21.956	6	9.317	92.31
24	17	GA3	Smith	BMW M3	2:23.321	8	10.682	91.43
25	24	ST1	Powell*	Ford Mondeo	2:23.722	3	11.083	91.17
26	11	ST4	Dymoke	Alfa Romeo 156	2:23.746	7	11.107	91.16
27	60	GA5	Wright	Ford Escort	2:23.914	7	11.275	91.05
28	46	GA4	Ward/Pearson	Jaguar XJS	2:24.225	4	11.586	90.85
29	93	GA4	Turkington/Hancock	BMW CSL	2:25.072	5	12.433	90.32
30	42	GA4	Pochciol	Jaguar XJ12	2:25.382	6	12.743	90.13
31	67	ST2	Absolom	Vauxhall Cavalier	2:26.018	6	13.379	89.74
32	8	ST2	Fielding	BMW E36	2:26.136	7	13.497	89.67
33	43	GA4	Pochciol	Ford Capri	2:29.018	6	16.379	87.93
34	9	GA2	Grice	BMW E30 M3	2:30.850	8	18.211	86.86
35	45	GA2	Postins	Rover SD1	2:31.346	8	18.707	86.58
36	40	GA5	Bell/Ryan	Ford Escort	2:33.336	6	20.697	85.45
37	99	GA1	Johnson/Woods Dean	Ford Sierra RS500	2:34.790	7	22.151	84.65
38	22	GA4	Keen	Ford Capri	2:43.832	6	31.193	79.98
39	19	GA1	Kirkley	Ford Sierra RS500	2:45.607	7	32.968	79.12
40	41	GA5	Edwards/Edwards	Triumph Dolomite	2:49.950	6	37.311	77.10
41	15	GA1	Davies*	Ford Sierra RS500	14:21.842	2	12:09.203	15.20

*Cars 15, 24 require working transponders - Regulation Q.12.2.1 refers.

Weather/Track: Sun/Dry

These results are provisional until the conclusion of any judicial and technical matters.

Silverstone

Circuit Length = 3.6400 miles.

Start: 14:30 End: 14:50

Clerk of the Course:	Timekeeper:
----------------------	-------------

Jet Super Touring Car Trophy

RACE 6 - QUALIFYING LAP ANALYSIS - Silverstone - 25-27 July 2014

1	Whyte	Honda Accord
1 - X:00.000	6 - 2:16.238	
2 - 2:35.649P	7 - 2:19.594	
3 - 5:20.746		
4 - 2:14.165		
5 - 2:14.060		
2	Smith	Alfa Romeo 156
1 - X:00.000	6 - 5:02.923	
2 - 2:16.754		
3 - 2:15.622		
4 - 2:15.056		
5 - 2:33.412P		
3	Dodd	Honda Accord
1 - X:00.000	6 - 2:32.192P	
2 - 2:17.884		
3 - 2:12.639		
4 - 2:22.030		
5 - 2:13.229		
4	Dodd	Nissan Primera
1 - X:00.000	6 - 2:35.410P	
2 - 2:17.362	7 - 4:19.296	
3 - 2:17.592	8 - 2:16.106	
4 - 2:18.391		
5 - 2:17.266		
7	Smith	Audi A4
1 - X:00.000	6 - 4:08.432	
2 - 2:18.826	7 - 2:35.014	
3 - 2:18.676	8 - 2:17.261	
4 - 2:19.541		
5 - 2:20.076P		
8	Fielding	BMW E36
1 - X:00.000	6 - 2:26.462	
2 - 2:31.377	7 - 2:43.622	
3 - 2:27.388		
4 - 2:26.136		
5 - 2:28.766		

*Cars15, 24 require working transponders - Regulation Q.12.2.1 refers.
Weather/Track: Sun/Dry

Jet Super Touring Car Trophy

RACE 6 - QUALIFYING LAP ANALYSIS - Silverstone - 25-27 July 2014

(contd.)

9	Grice	BMW E30 M3
1 -	X:00.000	6 - 2:35.268
2 -	2:33.429	7 - 2:33.720
3 -	2:30.850	8 - 2:32.812
4 -	2:34.373	
5 -	2:36.419	
10	Wheeler	Nissan Primera ST
1 -	X:00.000	6 - 2:42.123
2 -	2:25.326	7 - 2:31.301
3 -	2:18.866	8 - 2:15.754
4 -	2:17.073	
5 -	2:16.088	
11	Dymoke	Alfa Romeo 156
1 -	X:00.000	6 - 2:32.336P
2 -	2:31.607	7 - 5:13.478
3 -	2:24.921	
4 -	2:24.130	
5 -	2:23.746	
12	Watts	Peugeot 406
1 -	X:00.000	6 - 2:26.923P
2 -	2:14.998	
3 -	2:14.446	
4 -	2:14.266	
5 -	2:14.103	
14	Wood	Honda Accord
1 -	X:00.000	6 - 2:37.996P
2 -	2:25.292	
3 -	2:22.632	
4 -	2:21.956	
5 -	2:23.931	
15	Davies*	Ford Sierra RS500
1 -	X:00.000	
2 -	3:25.149P	

*Cars 15, 24 require working transponders - Regulation Q.12.2.1 refers.

Weather/Track: Sun/Dry

Jet Super Touring Car Trophy

RACE 6 - QUALIFYING LAP ANALYSIS - Silverstone - 25-27 July 2014

(contd.)

16	Scragg	Jaguar XJ12
1 - X:00.000	6 - 2:22.166	
2 - 2:20.742	7 - 2:39.670P	
3 - 2:20.999		
4 - 2:20.497		
5 - 2:22.579		
17	Smith	BMW M3
1 - X:00.000	6 - 2:24.258	
2 - 2:27.488	7 - 2:23.459	
3 - 2:24.506	8 - 2:24.775	
4 - 2:23.321		
5 - 2:25.843		
18	Huber	Audi A4
1 - X:00.000	6 - 2:23.737	
2 - 2:27.162	7 - 2:22.922	
3 - 2:21.162	8 - 2:20.191	
4 - 2:23.563		
5 - 2:22.874		
19	Kirkley	Ford Sierra RS500
1 - X:00.000	6 - 2:59.837	
2 - 2:45.607	7 - 3:02.971	
3 - 2:52.155		
4 - 2:46.276		
5 - 2:58.990		
22	Keen	Ford Capri
1 - X:00.000	6 - 2:43.832	
2 - 2:50.887		
3 - 2:53.900P		
4 - 5:01.283		
5 - 2:45.329		
24	Powell*	Ford Mondeo
1 - X:00.000		
2 - 2:23.722		
3 - 2:33.882P		

*Cars15, 24 require working transponders - Regulation Q.12.2.1 refers.
Weather/Track: Sun/Dry

Jet Super Touring Car Trophy

RACE 6 - QUALIFYING LAP ANALYSIS - Silverstone - 25-27 July 2014

(contd.)

26	Hazell	BMW E36
1 - X:00.000	6 - 2:29.115P	
2 - 2:22.618	7 - 3:54.967	
3 - 2:20.801	8 - 2:22.128	
4 - 2:20.846		
5 - 2:22.961		
28	Pearson/Pearson	Alfa Romeo 156 ST
1 - X:00.000	6 - 2:20.360	
2 - 2:23.431	7 - 2:18.305	
3 - 2:21.580	8 - 2:27.820P	
4 - 2:21.510		
5 - 2:20.263		
29	Bot	BMW E30 M3
1 - X:00.000	6 - 2:19.520	
2 - 2:29.466	7 - 2:39.325P	
3 - 2:20.976	8 - 3:56.032	
4 - 2:18.724		
5 - 2:20.881		
36	Butcher	Nissan Primera
1 - X:00.000	6 - 2:21.684	
2 - 2:24.854	7 - 2:24.071	
3 - 2:19.682	8 - 3:16.919P	
4 - 2:19.215		
5 - 2:19.818		
37	Garrad	Renault Williams Laguna
1 - X:00.000		
2 - 2:17.547		
3 - 2:16.794		
4 - 2:18.315		
5 - 2:41.912P		
40	Bell/Ryan	Ford Escort
1 - X:00.000	6 - 2:44.886P	
2 - 2:52.133		
3 - 3:00.707P		
4 - 4:12.109		
5 - 2:33.336		

*Cars15, 24 require working transponders - Regulation Q.12.2.1 refers.
Weather/Track: Sun/Dry

Jet Super Touring Car Trophy

RACE 6 - QUALIFYING LAP ANALYSIS - Silverstone - 25-27 July 2014

(contd.)

41	Edwards/Edwards	Triumph Dolomite
1 - X:00.000	6 - 2:52.030	
2 - 2:57.022		
3 - 2:49.950		
4 - 2:49.519P		
5 - 5:12.201		
42	Pochciol	Jaguar XJ12
1 - X:00.000	6 - 2:27.508	
2 - 2:36.946P		
3 - 6:24.595		
4 - 2:26.476		
5 - 2:25.382		
43	Pochciol	Ford Capri
1 - X:00.000	6 - 2:45.218P	
2 - 2:36.720P		
3 - 4:11.525		
4 - 2:29.018		
5 - 2:56.421		
44	Minshaw	BMW M3
1 - X:00.000		
2 - 2:21.397		
3 - 2:24.340		
4 - 2:23.968		
5 - 2:40.148P		
45	Postins	Rover SD1
1 - X:00.000	6 - 2:31.853	
2 - 2:32.004	7 - 2:33.356	
3 - 2:32.285	8 - 2:32.621	
4 - 2:31.346		
5 - 2:33.382		
46	Ward/Pearson	Jaguar XJS
1 - X:00.000P		
2 - 3:24.847		
3 - 2:24.225		
4 - 3:00.979P		

*Cars15, 24 require working transponders - Regulation Q.12.2.1 refers.
Weather/Track: Sun/Dry

Jet Super Touring Car Trophy

RACE 6 - QUALIFYING LAP ANALYSIS - Silverstone - 25-27 July 2014

(contd.)

47	Young/Soper	Ford Capri
1 - X:00.000	6 - 4:26.723	
2 - 2:24.249	7 - 2:21.212	
3 - 2:20.925		
4 - 2:19.657		
5 - 2:29.527P		
60	Wright	Ford Escort
1 - X:00.000	6 - 2:23.930	
2 - 2:32.734P	7 - 2:23.914	
3 - 5:40.292		
4 - 2:24.388		
5 - 2:24.896		
63	Wolfe	Opel Belmont
1 - X:00.000	6 - 2:38.330P	
2 - 2:19.904	7 - 4:44.883	
3 - 2:17.918		
4 - 2:17.501		
5 - 2:17.579		
66	Whale/Whale	BMW M3
1 - X:00.000	6 - 2:21.705	
2 - 2:28.237P	7 - 2:20.289	
3 - 3:50.920		
4 - 2:21.699		
5 - 2:21.350		
67	Absolom	Vauxhall Cavalier
1 - X:00.000	6 - 2:26.655	
2 - 2:28.236		
3 - 2:27.690		
4 - 2:26.018		
5 - 2:29.221		
68	Meins/Huff	Ford Mondeo
1 - X:00.000	6 - 2:18.305	
2 - 2:12.830	7 - 2:19.922	
3 - 2:17.384P	8 - 2:23.233	
4 - 4:29.737		
5 - 2:17.919		

*Cars15, 24 require working transponders - Regulation Q.12.2.1 refers.
Weather/Track: Sun/Dry

Jet Super Touring Car Trophy

RACE 6 - QUALIFYING LAP ANALYSIS - Silverstone - 25-27 July 2014

(contd.)

70	Jarman	Nissan Primera
1 - X:00.000	6 - 2:18.400	
2 - 2:22.617	7 - 2:22.266	
3 - 2:20.534	8 - 2:19.250	
4 - 2:19.226		
5 - 2:21.198		
79	Jones	Renault Laguna
1 - X:00.000	6 - 2:20.840	
2 - 2:21.460	7 - 2:30.065P	
3 - 2:36.664		
4 - 2:17.032		
5 - 2:21.841		
93	Turkington/Hancock	BMW CSL
1 - X:00.000		
2 - 2:27.845		
3 - 2:25.072		
4 - 2:31.562P		
5 - 5:03.539P		
98	Cleland	Vauxhall Vectra
1 - X:00.000	6 - 2:59.761P	
2 - 2:16.091		
3 - 2:14.515		
4 - 2:14.372		
5 - 2:39.378		
99	Johnson/Woods Dean	Ford Sierra RS500
1 - X:00.000P	6 - 2:34.790	
2 - 4:44.891	7 - 2:38.856	
3 - 2:40.965		
4 - 2:38.975		
5 - 2:40.384		

*Cars15, 24 require working transponders - Regulation Q.12.2.1 refers.
Weather/Track: Sun/Dry


Jet Super Touring Car Trophy

RACE 6 - GRID - Silverstone - 25-27 July 2014

ROW
21
ROW
20
ROW
19
ROW
18
ROW
17
ROW
16
ROW
15
ROW
14
ROW
13
ROW
12
ROW
11
ROW
10
ROW
9
ROW
8
ROW
7
ROW
6
ROW
5
ROW
4
ROW
3
ROW
2
ROW
1

15	DAVIES	31	LAVENDER
19	KIRKLEY	41	EDWARDS
99	WOODS DEAN	22	MCALPINE
45	POSTINS	40	BELL
43	POCHCIOL	9	GRICE
67	ABSOLOM	8	FIELDING
93	TURKINGTON	42	POCHCIOL
60	WRIGHT	46	WARD
24	POWELL	11	DYMOKE
14	WOOD	17	SMITH
26	HAZELL	44	MINSHAW
66	WHALE	16	SCRAGG
47	YOUNG	18	HUBER
29	BOT	36	BUTCHER
28	PEARSON	70	JARMAN
63	WOLFE	68	MEINS
79	JONES	7	SMITH
4	DODD	37	GARRAD
2	SMITH	10	WHEELER
12	WATTS	98	CLELAND
3	DODD	1	WHYTE

POLE



*Cars 15, 24 require working transponders - Regulation Q.12.2.1 refers.
Car 31 allowed to start.

Silverstone
Circuit Length = 3.6400 miles.
Start: 14:30 End: 14:50

Clerk of the Course:

Timekeeper:

Jet Super Touring Car Trophy

RACE 6 - LAP ANALYSIS - Silverstone - 25-27 July 2014

1	Stewart WHYTE	GBR	Honda Accord
1 - 2:16.188	6 - 2:13.661		
2 - 2:13.875	7 - 2:13.585		
3 - 2:12.522	8 - 2:13.560		
4 - 2:12.867	9 - 2:15.776		
5 - 2:13.321			
2	Neil SMITH	GBR	Alfa Romeo 156
1 - 2:19.029	6 - 2:16.694		
2 - 2:14.776	7 - 2:17.906		
3 - 2:14.817	8 - 2:16.999		
4 - 2:14.983	9 - 2:18.106		
5 - 2:15.919			
3	James DODD	GBR	Honda Accord
1 - 2:15.569	6 - 2:13.505		
2 - 2:14.326	7 - 2:13.626		
3 - 2:12.398	8 - 2:13.016		
4 - 2:12.795	9 - 2:13.671		
5 - 2:13.374			
4	Graeme DODD	GBR	Nissan Primera
1 - 2:21.714	6 - 2:16.023		
2 - 2:15.508	7 - 2:15.643		
3 - 2:16.057	8 - 2:15.459		
4 - 2:15.295	9 - 2:17.826		
5 - 2:15.905			
7	Paul SMITH	GBR	Audi A4
1 - 2:29.455			
2 - 2:20.543			
3 - 2:20.144			
4 - 3:05.296P			
8	Darren FIELDING	GBR	BMW E36
1 - 2:38.185	6 - 2:27.009		
2 - 2:26.967	7 - 2:27.529		
3 - 2:26.280	8 - 2:28.370		
4 - 2:27.669	9 - 2:27.303		
5 - 2:25.362			
9	Don GRICE	GBR	BMW E30 M3
1 - 2:39.825	6 - 2:29.530		
2 - 2:30.255	7 - 2:30.216		
3 - 2:28.035	8 - 2:30.264		
4 - 2:29.733			
5 - 2:29.286			

Weather/Track: Sun/Dry

www.mstworld.com

Page 1 of 6

Silverstone
Circuit Length = 3.6400 miles.
Start: 14:34 End: 14:54

Printed - 15:01 Saturday, 26 July 2014

Jet Super Touring Car Trophy

RACE 6 - LAP ANALYSIS - Silverstone - 25-27 July 2014

(contd.)

10	Daniel WHEELER	GBR	Nissan Primera ST
1 - 2:21.041	6 - 2:17.967		
2 - 2:15.459	7 - 2:18.407		
3 - 2:17.582	8 - 2:19.294		
4 - 2:15.827	9 - 2:17.680		
5 - 2:17.646			
12	Patrick WATTS	GBR	Peugeot 406
1 - 2:18.082	6 - 2:16.554		
2 - 2:15.335			
3 - 2:15.838			
4 - 2:15.268			
5 - 2:16.142			
14	Rick WOOD	GBR	Honda Accord
1 - 2:31.584	6 - 2:21.249		
2 - 2:22.456	7 - 2:25.603		
3 - 2:20.233	8 - 2:21.442		
4 - 2:20.577	9 - 2:22.016		
5 - 2:20.934			
15	Craig DAVIES	GBR	Ford Sierra RS500
1 - 2:34.714	6 - 2:18.665		
2 - 2:20.691	7 - 2:19.684		
3 - 2:18.154	8 - 2:19.913		
4 - 2:18.293	9 - 2:19.088		
5 - 2:18.086			
16	Chris SCRAGG	GBR	Jaguar XJ12
1 - 2:32.540	6 - 2:23.473		
2 - 2:20.616	7 - 2:24.635		
3 - 2:20.052	8 - 2:22.495		
4 - 2:20.405	9 - 2:22.095		
5 - 2:21.519			
17	Mark SMITH	GBR	BMW M3
1 - 2:35.131			
2 - 2:26.679			
3 - 2:25.966			
4 - 2:37.903P			
18	Werner HUBER	DEU	Audi A4
1 - 2:26.864			
2 - 2:20.343			
3 - 2:19.449			
4 - 2:18.856			
5 - 2:18.866			

Weather/Track: Sun/Dry

www.mstworld.com

Page 2 of 6

Silverstone
Circuit Length = 3.6400 miles.
Start: 14:34 End: 14:54

Printed - 15:01 Saturday, 26 July 2014

Jet Super Touring Car Trophy

RACE 6 - LAP ANALYSIS - Silverstone - 25-27 July 2014

(contd.)

19	Andrew KIRKLEY	GBR	Ford Sierra RS500
1 -	2:55.061	6 -	3:00.390
2 -	2:53.439	7 -	2:59.687
3 -	2:57.582		
4 -	2:55.127		
5 -	3:05.996		
22	Richard MCALPINE	GBR	Ford Capri
1 -	2:49.320	6 -	2:41.992
2 -	2:37.904	7 -	2:39.861
3 -	2:37.300	8 -	2:37.718
4 -	2:37.371		
5 -	2:37.252		
24	Alvin POWELL	GBR	Ford Mondeo
1 -	2:30.585		
2 -	2:20.033		
3 -	2:19.087		
4 -	2:18.141		
5 -	2:44.905P		
26	Mark HAZELL	GBR	BMW E36
1 -	2:29.033	6 -	2:19.292
2 -	2:19.525	7 -	2:20.971
3 -	2:18.821	8 -	2:21.880
4 -	2:19.177	9 -	2:21.351
5 -	2:19.048		
28	John PEARSON	GBR	Alfa Romeo 156 ST
1 -	2:33.622	6 -	2:20.057
2 -	2:23.004	7 -	2:20.234
3 -	2:21.563	8 -	2:18.306
4 -	2:19.948	9 -	2:18.499
5 -	2:19.068		
29	Jan BOT	NLD	BMW E30 M3
1 -	2:27.726	6 -	2:20.659
2 -	2:19.216	7 -	2:20.939
3 -	2:18.414	8 -	2:20.740
4 -	2:19.019	9 -	2:19.466
5 -	2:20.237		
31	Roger LAVENDER	GBR	BMW E36 M3
1 -	2:56.510	6 -	2:26.448
2 -	2:28.416	7 -	2:26.847
3 -	2:26.012	8 -	2:24.224
4 -	2:24.162	9 -	2:22.251
5 -	2:23.605		

Weather/Track: Sun/Dry

www.mstworld.com

Page 3 of 6

Silverstone
Circuit Length = 3.6400 miles.
Start: 14:34 End: 14:54

Printed - 15:01 Saturday, 26 July 2014

Jet Super Touring Car Trophy

RACE 6 - LAP ANALYSIS - Silverstone - 25-27 July 2014

(contd.)

37	Simon GARRAD	GBR	Renault Williams Laguna
1 - 2:20.243	6 - 2:17.343		
2 - 2:14.617	7 - 2:17.250		
3 - 2:14.909	8 - 2:16.910		
4 - 2:14.206	9 - 2:18.237		
5 - 2:15.213			
40	Michael BELL	GBR	Ford Escort
1 - 2:42.018	6 - 2:29.757		
2 - 2:29.923	7 - 2:30.206		
3 - 2:28.916	8 - 2:30.110		
4 - 2:28.780			
5 - 2:28.877			
41	John EDWARDS	GBR	Triumph Dolomite
1 - 2:56.298	6 - 2:47.771		
2 - 2:49.837	7 - 2:49.875		
3 - 2:49.236			
4 - 2:56.151			
5 - 2:54.388			
42	Paul POCHCIOL	GBR	Jaguar XJ12
1 - 2:34.490	6 - 2:27.675		
2 - 2:27.031	7 - 2:27.978		
3 - 2:26.849	8 - 2:28.629		
4 - 2:27.539	9 - 2:27.921		
5 - 2:26.142			
44	Jason MINSHAW	GBR	BMW M3
1 - 2:30.971			
2 - 2:23.860			
3 - 2:22.877			
4 - 3:00.274P			
45	Richard POSTINS	GBR	Rover SD1
1 - 2:37.583	6 - 2:26.968		
2 - 2:26.433	7 - 2:27.707		
3 - 2:27.191	8 - 2:28.385		
4 - 2:26.916	9 - 2:28.912		
5 - 2:25.889			
47	Steve SOPER	GBR	Ford Capri
1 - 2:30.141	6 - 2:17.159		
2 - 2:19.269	7 - 2:17.036		
3 - 2:18.638	8 - 2:18.324		
4 - 2:18.186	9 - 2:16.073		
5 - 2:17.045			

Weather/Track: Sun/Dry

www.mstworld.com

Page 4 of 6

Silverstone
Circuit Length = 3.6400 miles.
Start: 14:34 End: 14:54

Printed - 15:01 Saturday, 26 July 2014

Jet Super Touring Car Trophy

RACE 6 - LAP ANALYSIS - Silverstone - 25-27 July 2014

(contd.)

60	Mark WRIGHT	GBR	Ford Escort
1 -	2:32.737	6 -	2:24.494
2 -	2:23.191	7 -	2:24.491
3 -	2:22.971	8 -	2:24.088
4 -	2:30.111	9 -	2:22.999
5 -	2:25.971		
63	Andrew WOLFE	GBR	Opel Belmont
1 -	2:25.623	6 -	2:18.479
2 -	2:19.687	7 -	2:19.465
3 -	2:18.112	8 -	2:18.639
4 -	2:18.235	9 -	2:17.720
5 -	2:18.164		
66	Nick WHALE	GBR	BMW M3
1 -	2:40.536	6 -	2:26.189
2 -	2:28.540	7 -	2:30.600
3 -	2:27.045	8 -	2:28.189
4 -	2:27.862	9 -	2:37.498
5 -	2:27.678		
67	Tony ABSOLOM	GBR	Vauxhall Cavalier
1 -	2:39.497		
2 -	2:26.147		
68	Richard MEINS	GBR	Ford Mondeo
1 -	2:24.619	6 -	2:19.670
2 -	2:17.834	7 -	2:18.993
3 -	2:18.971	8 -	2:17.662
4 -	2:19.729	9 -	2:17.906
5 -	2:20.054		
70	David JARMAN	GBR	Nissan Primera
1 -	2:25.915	6 -	2:20.431
2 -	2:17.152	7 -	2:19.160
3 -	2:16.798	8 -	2:18.636
4 -	2:17.312	9 -	2:17.567
5 -	2:18.055		
79	Mark JONES	GBR	Renault Laguna
1 -	2:23.035	6 -	2:17.678
2 -	2:16.699	7 -	2:17.755
3 -	2:16.145	8 -	2:19.348
4 -	2:17.358	9 -	2:16.844
5 -	2:17.801		

Weather/Track: Sun/Dry

www.mstworld.com

Page 5 of 6

Silverstone
Circuit Length = 3.6400 miles.
Start: 14:34 End: 14:54

Printed - 15:01 Saturday, 26 July 2014

Jet Super Touring Car Trophy

RACE 6 - LAP ANALYSIS - Silverstone - 25-27 July 2014 (contd.)

93	Colin TURKINGTON	GBR	BMW CSL
1 - 2:35.501	6 - 2:23.873		
2 - 2:26.570	7 - 2:24.674		
3 - 2:26.536	8 - 2:23.197		
4 - 2:26.376	9 - 2:22.169		
5 - 2:24.175			
98	John CLELAND	GBR	Vauxhall Vectra
1 - 2:19.529	6 - 2:16.633		
2 - 2:14.843	7 - 2:17.529		
3 - 2:16.007	8 - 2:16.472		
4 - 2:14.507	9 - 2:17.352		
5 - 2:15.354			
99	Andy WOODS DEAN	GBR	Ford Sierra RS500
1 - 2:41.406	6 - 2:25.847		
2 - 2:27.211	7 - 2:45.695P		
3 - 2:26.505			
4 - 2:27.708			
5 - 2:27.846			

Jet Super Touring Car Trophy
RACE 6 - LAP CHART - Silverstone - 25-27 July 2014
 (contd.)

Lap 6			Lap 7			Lap 8			Lap 9			Lap 10		
No	Behind	Laptime	No	Behind	Laptime	No	Behind	Laptime	No	Behind	Laptime	No	Behind	Laptime
3		2:13.505	3		2:13.626	3		2:13.016	3		2:13.671			
1	0.467	2:13.661	1	0.426	2:13.585	1	0.970	2:13.560	41	2 LAPS	2:49.875			
2	14.251	2:16.694	37	18.188	2:17.250	37	22.082	2:16.910	1	3.075	2:15.776			
37	14.564	2:17.343	2	18.531	2:17.906	98	22.265	2:16.472	9	1 LAP	2:30.264			
98	14.906	2:16.633	98	18.809	2:17.529	2	22.514	2:16.999	40	1 LAP	2:30.110			
12	15.252	2:16.554	4	20.552	2:15.643	4	22.995	2:15.459	98	25.946	2:17.352			
4	18.535	2:16.023	22	1 LAP	2:41.992	10	34.614	2:19.294	37	26.648	2:18.237			
10	23.555	2:17.967	10	28.336	2:18.407	79	37.210	2:19.348	2	26.949	2:18.106			
79	26.749	2:17.678	79	30.878	2:17.755	70	44.850	2:18.636	4	27.150	2:17.826			
70	33.696	2:20.431	70	39.230	2:19.160	47	47.189	2:18.324	10	38.623	2:17.680			
63	36.333	2:18.479	47	41.881	2:17.036	63	47.795	2:18.639	79	40.383	2:16.844			
47	38.471	2:17.159	63	42.172	2:19.465	68	48.923	2:17.662	19	2 LAPS	2:59.687			
68	38.910	2:19.670	68	44.277	2:18.993	22	1 LAP	2:39.861	70	48.746	2:17.567			
26	42.929	2:19.292	26	50.274	2:20.971	29	58.341	2:20.740	47	49.591	2:16.073			
29	43.304	2:20.659	29	50.617	2:20.939	26	59.138	2:21.880	63	51.844	2:17.720			
15	46.636	2:18.665	15	52.694	2:19.684	15	59.591	2:19.913	68	53.158	2:17.906			
14	55.066	2:21.249	28	1:01.903	2:20.234	28	1:07.193	2:18.306	29	1:04.136	2:19.466			
28	55.295	2:20.057	14	1:07.043	2:25.603	14	1:15.469	2:21.442	15	1:05.008	2:19.088			
16	56.638	2:23.473	16	1:07.647	2:24.635	16	1:17.126	2:22.495	26	1:06.818	2:21.351			
41	1 LAP	2:54.388	60	1:28.373	2:24.491	60	1:39.445	2:24.088	28	1:12.021	2:18.499			
60	1:17.508	2:24.494	93	1:32.112	2:24.674	93	1:42.293	2:23.197	22	1 LAP	2:37.718			
93	1:21.064	2:23.873	41	1 LAP	2:47.771	42	1:57.724	2:28.629	14	1:23.814	2:22.016			
19	1 LAP	3:05.996	42	1:42.111	2:27.978	45	1:58.463	2:28.385	16	1:25.550	2:22.095			
42	1:27.759	2:27.675	45	1:43.094	2:27.707	8	1:58.762	2:28.370	60	1:48.773	2:22.999			
45	1:29.013	2:26.968	8	1:43.408	2:27.529	31	2:07.615	2:24.224	93	1:50.791	2:22.169			
8	1:29.505	2:27.009	66	1:52.857	2:30.600	66	2:08.030	2:28.189	42	2:11.974	2:27.921			
99	1:34.556	2:25.847	31	1:56.407	2:26.847				8	2:12.394	2:27.303			
66	1:35.883	2:26.189	9	2:01.287	2:30.216				45	2:13.704	2:28.912			
31	1:43.186	2:26.448	40	2:02.884	2:30.206				31	2:16.195	2:22.251			
9	1:44.697	2:29.530	99	2:06.625	2:45.695P				66	2:31.857	2:37.498			
40	1:46.304	2:29.757	19	1 LAP	3:00.390									


Jet Super Touring Car Trophy

RACE 19 - AMENDED GRID - Silverstone - 25-27 July 2014

ROW
20
ROW
19
ROW
18
ROW
17
ROW
16
ROW
15
ROW
14
ROW
13
ROW
12
ROW
11
ROW
10
ROW
9
ROW
8
ROW
7
ROW
6
ROW
5
ROW
4
ROW
3
ROW
2
ROW
1

42	POCHCIOL	
67	ABSOLUM	36 BUTCHER
7	SMITH	44 MINSHAW
24	POWELL	17 SMITH
12	WATTS	18 HUBER
19	KIRKLEY	99 WOODS DEAN
22	MCALPINE	41 EDWARDS
9	GRICE	40 BELL
31	LAVENDER	66 WHALE
8	FIELDING	45 POSTINS
60	WRIGHT	93 TURKINGTON
14	WOOD	16 SCRAGG
26	HAZELL	28 PEARSON
29	BOT	15 DAVIES
63	WOLFE	68 MEINS
70	JARMAN	47 SOPER
10	WHEELER	79 JONES
2	SMITH	4 DODD
98	CLELAND	37 GARRAD
3	DODD	1 WHYTE

POLE



Weather/Track: Sun/Dry. Car 36 allowed to start from back of grid.

Silverstone
Circuit Length = 3.6400 miles.
Start: 14:34 End: 14:54

Clerk of the Course:		Timekeeper:
----------------------	--	-------------

Jet Super Touring Car Trophy

RACE 19 - CLASSIFICATION - Silverstone - 25-27 July 2014

POS	NO	CL	DRIVER	NAT	CAR	TIME	LAPS	GAP	MPH	BEST
1	68	ST1	Rob HUFF	GBR	Ford Mondeo	22:06.854	10		98.53	2:11.701
2	3	ST1	James DODD	GBR	Honda Accord	22:07.564	10	0.710	98.48	2:12.146
3	1	ST1	Stewart WHYTE	GBR	Honda Accord	22:30.396	10	23.542	96.81	2:13.064
4	98	ST1	John CLELAND	GBR	Vauxhall Vectra	22:41.006	10	34.152	96.06	2:14.827
5	12	ST1	Patrick WATTS	GBR	Peugeot 406	22:47.401	10	40.547	95.61	2:13.940
6	4	ST1	Graeme DODD	GBR	Nissan Primera	22:49.915	10	43.061	95.43	2:14.611
7	2	ST1	Neil SMITH	GBR	Alfa Romeo 156	22:50.798	10	43.944	95.37	2:15.253
8	70	ST1	David JARMAN	GBR	Nissan Primera	22:58.594	10	51.740	94.83	2:16.458
9	37	ST1	Simon GARRAD	GBR	Renault Williams Laguna	23:13.323	10	1:06.469	93.83	2:15.530
10	7	ST1	Paul SMITH	GBR	Audi A4	23:16.096	10	1:09.242	93.64	2:15.481
11	63	ST2	Andrew WOLFE	GBR	Opel Belmont	23:19.055	10	1:12.201	93.44	2:17.404
12	15	GA1	Craig DAVIES	GBR	Ford Sierra RS500	23:21.385	10	1:14.531	93.29	2:17.284
13	14	ST1	Rick WOOD	GBR	Honda Accord	23:21.776	10	1:14.922	93.26	2:17.982
14	29	GA2	Jan BOT	NLD	BMW E30 M3	23:25.095	10	1:18.241	93.04	2:17.757
15	18	ST1	Werner HUBER	DEU	Audi A4	23:39.832	10	1:32.978	92.08	2:19.075
16	47	GA4	John YOUNG	GBR	Ford Capri	23:40.072	10	1:33.218	92.06	2:19.920
17	26	ST1	Mark HAZELL	GBR	BMW E36	23:44.386	10	1:37.532	91.78	2:17.883
18	60	GA5	Mark WRIGHT	GBR	Ford Escort	23:53.830	10	1:46.976	91.18	2:22.008
19	17	GA2	Mark SMITH	GBR	BMW M3	23:54.570	10	1:47.716	91.13	2:20.720
20	44	GA2	Jason MINSHAW	GBR	BMW M3	23:57.170	10	1:50.316	90.96	2:20.752
21	66	GA2	Harry WHALE	GBR	BMW M3	24:16.616	10	2:09.762	89.75	2:21.598
22	8	ST2	Darren FIELDING	GBR	BMW E36	24:18.050	10	2:11.196	89.66	2:23.088
23	93	GA4	Sam HANCOCK	GBR	BMW CSL	24:19.106	10	2:12.252	89.60	2:23.526
24	24	ST1	Alvin POWELL	GBR	Ford Mondeo	24:32.402	10	2:25.548	88.79	2:19.839
25	45	GA2	Richard POSTINS	GBR	Rover SD1	22:32.013	9	1 LAP	87.00	2:28.030
26	9	GA2	Don GRICE	GBR	BMW E30 M3	22:32.726	9	1 LAP	86.96	2:28.256
27	67	ST2	Tony ABSOLOM	GBR	Vauxhall Cavalier	22:55.497	9	1 LAP	85.52	2:25.337
28	40	GA5	Cliff RYAN	GBR	Ford Escort	23:06.739	9	1 LAP	84.82	2:31.770
29	22	GA4	Chris KEEN	GBR	Ford Capri	24:22.858	9	1 LAP	80.41	2:39.168
30	19	GA1	Andrew KIRKLEY	GBR	Ford Sierra RS500	24:47.414	9	1 LAP	79.08	2:34.599

NOT CLASSIFIED

79	ST1	Mark JONES	GBR	Renault Laguna	19:00.350	8	D.N.F.	91.66	2:17.444
42	GA5	Paul POCHCIOL	GBR	Ford Capri	18:39.176	7	D.N.F.	81.69	2:37.721
10	ST1	Daniel WHEELER	GBR	Nissan Primera ST	9:20.812	4	D.N.F.	92.92	2:17.702
36	ST1	Keith BUTCHER	GBR	Nissan Primera	2:39.081	1	D.N.F.	80.47	
31	ST2	Roger LAVENDER	GBR	BMW E36 M3	3:33.053	1	D.N.F.	60.08	
41	GA5	Alun EDWARDS	GBR	Triumph Dolomite		0	D.N.F.	N/A	

FASTEST LAP

68	ST1	Rob HUFF		Ford Mondeo	2:11.701	2	99.49mph	160.12kph
15	GA1	Craig DAVIES		Ford Sierra RS500	2:17.284	3	95.45mph	153.61kph
63	ST2	Andrew WOLFE		Opel Belmont	2:17.404	5	95.36mph	153.48kph
29	GA2	Jan BOT		BMW E30 M3	2:17.757	4	95.12mph	153.08kph
47	GA4	John YOUNG		Ford Capri	2:19.920	10	93.65mph	150.72kph
60	GA5	Mark WRIGHT		Ford Escort	2:22.008	6	92.27mph	148.50kph

Cars 3, 19 & 66 - No working transponder
Weather/Track: Sun/Dry Car 16 did not start.

These results are provisional until the conclusion of any judicial and technical matters.

Silverstone
Circuit Length = 3.6400 miles.
Start: 15:01 End: 15:23

Clerk of the Course:

Timekeeper:

Jet Super Touring Car Trophy

RACE 19 - LAP ANALYSIS - Silverstone - 25-27 July 2014

1	Stewart WHYTE	GBR	Honda Accord
1 - 2:19.069	6 - 2:15.822		
2 - 2:13.318	7 - 2:15.124		
3 - 2:13.064	8 - 2:15.218		
4 - 2:13.881	9 - 2:14.644		
5 - 2:14.407	10 - 2:15.849		
2	Neil SMITH	GBR	Alfa Romeo 156
1 - 2:21.038	6 - 2:15.708		
2 - 2:18.029	7 - 2:18.043		
3 - 2:17.618	8 - 2:17.309		
4 - 2:16.073	9 - 2:15.253		
5 - 2:15.381	10 - 2:16.346		
3	James DODD	GBR	Honda Accord
1 - 2:13.926	6 - 2:12.170		
2 - 2:12.854	7 - 2:13.640		
3 - 2:12.478	8 - 2:12.473		
4 - 2:12.930	9 - 2:12.631		
5 - 2:12.316	10 - 2:12.146		
4	Graeme DODD	GBR	Nissan Primera
1 - 2:21.299	6 - 2:14.611		
2 - 2:18.002	7 - 2:15.591		
3 - 2:19.492	8 - 2:16.326		
4 - 2:16.194	9 - 2:16.567		
5 - 2:15.636	10 - 2:16.197		
7	Paul SMITH	GBR	Audi A4
1 - 2:28.327	6 - 2:17.371		
2 - 2:26.464	7 - 2:17.500		
3 - 2:15.481	8 - 2:19.623		
4 - 2:18.327	9 - 2:17.850		
5 - 2:18.776	10 - 2:16.377		
8	Darren FIELDING	GBR	BMW E36
1 - 2:44.699	6 - 2:23.569		
2 - 2:24.360	7 - 2:23.563		
3 - 2:23.149	8 - 2:23.353		
4 - 2:23.088	9 - 2:23.506		
5 - 2:24.161	10 - 2:24.602		

Weather/Track: Sun/Dry

www.mstworld.com

Page 1 of 6

Silverstone
Circuit Length = 3.6400 miles.
Start: 15:01 End: 15:23

Printed - 15:28 Sunday, 27 July 2014

Jet Super Touring Car Trophy

RACE 19 - LAP ANALYSIS - Silverstone - 25-27 July 2014

(contd.)

9	Don GRICE	GBR	BMW E30 M3
1 - 2:39.890	6 - 2:29.033		
2 - 2:28.450	7 - 2:28.256		
3 - 2:29.327	8 - 2:29.935		
4 - 2:29.251	9 - 2:29.223		
5 - 2:29.361			
10	Daniel WHEELER	GBR	Nissan Primera ST
1 - 2:20.527			
2 - 2:17.702			
3 - 2:18.049			
4 - 2:24.534			
12	Patrick WATTS	GBR	Peugeot 406
1 - 2:30.025	6 - 2:14.144		
2 - 2:17.652	7 - 2:15.501		
3 - 2:14.350	8 - 2:15.700		
4 - 2:15.536	9 - 2:15.580		
5 - 2:13.940	10 - 2:14.973		
14	Rick WOOD	GBR	Honda Accord
1 - 2:22.839	6 - 2:20.721		
2 - 2:17.982	7 - 2:21.822		
3 - 2:18.738	8 - 2:21.662		
4 - 2:19.067	9 - 2:20.637		
5 - 2:19.688	10 - 2:18.620		
15	Craig DAVIES	GBR	Ford Sierra RS500
1 - 2:26.196	6 - 2:19.812		
2 - 2:17.795	7 - 2:21.888		
3 - 2:17.284	8 - 2:19.837		
4 - 2:18.645	9 - 2:20.805		
5 - 2:18.906	10 - 2:20.217		
17	Mark SMITH	GBR	BMW M3
1 - 2:35.773	6 - 2:21.798		
2 - 2:20.720	7 - 2:21.906		
3 - 2:23.296	8 - 2:21.364		
4 - 2:23.007	9 - 2:23.089		
5 - 2:21.028	10 - 2:22.589		

Weather/Track: Sun/Dry

www.mstworld.com

Page 2 of 6

Silverstone
Circuit Length = 3.6400 miles.
Start: 15:01 End: 15:23

Printed - 15:28 Sunday, 27 July 2014

Jet Super Touring Car Trophy

RACE 19 - LAP ANALYSIS - Silverstone - 25-27 July 2014

(contd.)

18	Werner HUBER	DEU	Audi A4
1 - 2:38.541	6 - 2:19.651		
2 - 2:20.933	7 - 2:19.646		
3 - 2:19.878	8 - 2:20.589		
4 - 2:20.699	9 - 2:20.862		
5 - 2:19.958	10 - 2:19.075		
19	Andrew KIRKLEY	GBR	Ford Sierra RS500
1 - 2:45.157	6 - 2:42.684		
2 - 2:34.599	7 - 2:50.090		
3 - 2:41.677	8 - 2:59.089		
4 - 2:39.937	9 - 2:49.661		
5 - 2:44.520			
22	Chris KEEN	GBR	Ford Capri
1 - 2:51.958	6 - 2:42.979		
2 - 2:43.146	7 - 2:39.747		
3 - 2:43.223	8 - 2:39.438		
4 - 2:40.798	9 - 2:39.168		
5 - 2:42.401			
24	Alvin POWELL	GBR	Ford Mondeo
1 - 2:28.096	6 - 2:21.877		
2 - 2:20.228	7 - 2:24.168		
3 - 2:19.841	8 - 2:37.444		
4 - 2:19.839	9 - 2:39.069		
5 - 2:22.446	10 - 2:39.394		
26	Mark HAZELL	GBR	BMW E36
1 - 2:27.742	6 - 2:18.869		
2 - 2:19.733	7 - 2:19.196		
3 - 2:17.883	8 - 2:19.430		
4 - 2:18.794	9 - 2:43.285		
5 - 2:19.602	10 - 2:19.852		
29	Jan BOT	NLD	BMW E30 M3
1 - 2:26.700	6 - 2:18.741		
2 - 2:22.596	7 - 2:21.220		
3 - 2:19.590	8 - 2:18.941		
4 - 2:17.757	9 - 2:22.060		
5 - 2:18.079	10 - 2:19.411		

Weather/Track: Sun/Dry

www.mstworld.com

Page 3 of 6

Silverstone
Circuit Length = 3.6400 miles.
Start: 15:01 End: 15:23

Printed - 15:28 Sunday, 27 July 2014

Jet Super Touring Car Trophy

RACE 19 - LAP ANALYSIS - Silverstone - 25-27 July 2014

(contd.)

31	Roger LAVENDER	GBR	BMW E36 M3
1 - 3:33.053P			
36	Keith BUTCHER	GBR	Nissan Primera
1 - 2:39.081P			
37	Simon GARRAD	GBR	Renault Williams Laguna
1 - 2:20.162 6 - 2:15.530 2 - 2:17.888 7 - 2:16.449 3 - 2:17.637 8 - 2:16.096 4 - 2:16.872 9 - 2:17.394 5 - 2:16.079 10 - 2:39.216P			
40	Cliff RYAN	GBR	Ford Escort
1 - 2:42.322 6 - 2:32.047 2 - 2:31.770 7 - 2:33.198 3 - 2:33.717 8 - 2:32.933 4 - 2:32.712 9 - 2:33.934 5 - 2:34.106			
41	Alun EDWARDS	GBR	Triumph Dolomite
42	Paul POCHCIOL	GBR	Ford Capri
1 - 2:47.180 6 - 2:38.320 2 - 2:39.058 7 - 2:38.421 3 - 2:39.723 4 - 2:38.753 5 - 2:37.721			

Weather/Track: Sun/Dry

www.mstworld.com

Page 4 of 6

Silverstone
Circuit Length = 3.6400 miles.
Start: 15:01 End: 15:23

Printed - 15:28 Sunday, 27 July 2014

Jet Super Touring Car Trophy

RACE 19 - LAP ANALYSIS - Silverstone - 25-27 July 2014

(contd.)

44	Jason MINSHAW	GBR	BMW M3
1 -	2:36.926	6 -	2:22.301
2 -	2:21.764	7 -	2:22.404
3 -	2:21.873	8 -	2:23.727
4 -	2:21.079	9 -	2:22.746
5 -	2:20.752	10 -	2:23.598
45	Richard POSTINS	GBR	Rover SD1
1 -	2:37.682	6 -	2:29.716
2 -	2:28.030	7 -	2:29.723
3 -	2:29.216	8 -	2:29.860
4 -	2:29.483	9 -	2:29.015
5 -	2:29.288		
47	John YOUNG	GBR	Ford Capri
1 -	2:34.252	6 -	2:20.909
2 -	2:21.868	7 -	2:19.965
3 -	2:21.650	8 -	2:20.638
4 -	2:19.990	9 -	2:20.798
5 -	2:20.082	10 -	2:19.920
60	Mark WRIGHT	GBR	Ford Escort
1 -	2:26.572	6 -	2:22.008
2 -	2:25.927	7 -	2:22.407
3 -	2:22.543	8 -	2:22.311
4 -	2:23.193	9 -	2:22.987
5 -	2:23.193	10 -	2:22.689
63	Andrew WOLFE	GBR	Opel Belmont
1 -	2:26.926	6 -	2:17.713
2 -	2:21.921	7 -	2:18.382
3 -	2:21.011	8 -	2:19.547
4 -	2:18.600	9 -	2:19.318
5 -	2:17.404	10 -	2:18.233
66	Harry WHALE	GBR	BMW M3
1 -	2:32.752	6 -	2:22.335
2 -	2:23.057	7 -	2:21.643
3 -	2:21.598	8 -	2:21.862
4 -	2:23.764	9 -	2:25.224
5 -	2:21.607	10 -	2:42.774

Weather/Track: Sun/Dry

www.mstworld.com

Page 5 of 6

Silverstone
Circuit Length = 3.6400 miles.
Start: 15:01 End: 15:23

Printed - 15:28 Sunday, 27 July 2014

Jet Super Touring Car Trophy

RACE 19 - LAP ANALYSIS - Silverstone - 25-27 July 2014

(contd.)

67	Tony ABSOLOM	GBR	Vauxhall Cavalier
1 -	2:40.413	6 -	2:27.272
2 -	2:25.612	7 -	2:26.110
3 -	3:08.104	8 -	2:25.337
4 -	2:27.498	9 -	2:27.755
5 -	2:27.396		
68	Rob HUFF	GBR	Ford Mondeo
1 -	2:14.597	6 -	2:12.364
2 -	2:11.701	7 -	2:13.545
3 -	2:12.662	8 -	2:12.448
4 -	2:12.831	9 -	2:12.540
5 -	2:12.074	10 -	2:12.092
70	David JARMAN	GBR	Nissan Primera
1 -	2:22.555	6 -	2:16.571
2 -	2:17.116	7 -	2:17.059
3 -	2:18.603	8 -	2:17.149
4 -	2:16.458	9 -	2:17.297
5 -	2:17.651	10 -	2:18.135
79	Mark JONES	GBR	Renault Laguna
1 -	2:29.223	6 -	2:17.444
2 -	2:20.664	7 -	2:19.233
3 -	2:20.332	8 -	2:35.802P
4 -	2:18.890		
5 -	2:18.762		
93	Sam HANCOCK	GBR	BMW CSL
1 -	2:38.717	6 -	2:24.581
2 -	2:25.228	7 -	2:23.616
3 -	2:24.183	8 -	2:24.362
4 -	2:24.569	9 -	2:23.526
5 -	2:25.277	10 -	2:25.047
98	John CLELAND	GBR	Vauxhall Vectra
1 -	2:21.864	6 -	2:15.094
2 -	2:16.761	7 -	2:15.211
3 -	2:16.206	8 -	2:15.049
4 -	2:15.293	9 -	2:15.820
5 -	2:14.827	10 -	2:14.881

Weather/Track: Sun/Dry

www.mstworld.com

Page 6 of 6

Silverstone
Circuit Length = 3.6400 miles.
Start: 15:01 End: 15:23

Printed - 15:28 Sunday, 27 July 2014

Jet Super Touring Car Trophy

RACE 19 - LAP CHART - Silverstone - 25-27 July 2014

Lap 1			Lap 2			Lap 3			Lap 4			Lap 5		
No	Behind	Laptime	No	Behind	Laptime	No	Behind	Laptime	No	Behind	Laptime	No	Behind	Laptime
3		2:13.926	68		2:11.701	68		2:12.662	68		2:12.831	68		2:12.074
68	0.671	2:14.597	3	0.482	2:12.854	3	0.298	2:12.478	3	0.397	2:12.930	3	0.639	2:12.316
1	5.143	2:19.069	1	6.089	2:13.318	1	6.491	2:13.064	1	7.541	2:13.881	1	9.874	2:14.407
37	6.236	2:20.162	37	11.752	2:17.888	98	15.871	2:16.206	98	18.333	2:15.293	98	21.086	2:14.827
10	6.601	2:20.527	10	11.931	2:17.702	37	16.727	2:17.637	37	20.768	2:16.872	2	24.274	2:15.381
2	7.112	2:21.038	98	12.327	2:16.761	10	17.318	2:18.049	2	20.967	2:16.073	37	24.773	2:16.079
4	7.373	2:21.299	2	12.769	2:18.029	2	17.725	2:17.618	70	22.941	2:16.458	4	26.758	2:15.636
98	7.938	2:21.864	4	13.003	2:18.002	70	19.314	2:18.603	4	23.196	2:16.194	12	27.638	2:13.940
70	8.629	2:22.555	70	13.373	2:17.116	4	19.833	2:19.492	12	25.772	2:15.536	70	28.518	2:17.651
14	8.913	2:22.839	14	14.523	2:17.982	14	20.599	2:18.738	14	26.835	2:19.067	14	34.449	2:19.688
15	12.270	2:26.196	15	17.693	2:17.795	15	22.315	2:17.284	15	28.129	2:18.645	15	34.961	2:18.906
60	12.646	2:26.572	26	21.177	2:19.733	12	23.067	2:14.350	10	29.021	2:24.534	26	39.889	2:19.602
29	12.774	2:26.700	12	21.379	2:17.652	26	26.398	2:17.883	26	32.361	2:18.794	29	40.857	2:18.079
63	13.000	2:26.926	24	22.026	2:20.228	24	29.205	2:19.841	29	34.852	2:17.757	63	41.997	2:17.404
26	13.816	2:27.742	63	22.549	2:21.921	29	29.926	2:19.590	24	36.213	2:19.839	7	43.510	2:18.776
24	14.170	2:28.096	29	22.998	2:22.596	63	30.898	2:21.011	63	36.667	2:18.600	79	44.006	2:18.762
7	14.401	2:28.327	79	23.589	2:20.664	79	31.259	2:20.332	7	36.808	2:18.327	24	46.585	2:22.446
79	15.297	2:29.223	60	26.201	2:25.927	7	31.312	2:15.481	79	37.318	2:18.890	47	53.977	2:20.082
12	16.099	2:30.025	7	28.493	2:26.464	60	36.082	2:22.543	47	45.969	2:19.990	18	56.144	2:19.958
66	18.826	2:32.752	66	29.511	2:23.057	66	38.447	2:21.598	60	46.444	2:23.193	60	57.563	2:23.193
47	20.326	2:34.252	47	29.822	2:21.868	47	38.810	2:21.650	18	48.260	2:20.699	44	58.529	2:20.752
17	21.847	2:35.773	17	30.195	2:20.720	18	40.392	2:19.878	66	49.380	2:23.764	66	58.913	2:21.607
44	23.000	2:36.926	44	32.392	2:21.764	17	40.829	2:23.296	44	49.851	2:21.079	17	59.959	2:21.028
45	23.756	2:37.682	18	33.176	2:20.933	44	41.603	2:21.873	17	51.005	2:23.007	93	1:14.109	2:25.277
18	24.615	2:38.541	93	37.647	2:25.228	93	49.168	2:24.183	93	1:00.906	2:24.569	8	1:15.592	2:24.161
36	25.155	2:39.081P	45	39.414	2:28.030	8	53.248	2:23.149	8	1:03.505	2:23.088	45	1:29.834	2:29.288
93	24.791	2:38.717	67	39.727	2:25.612	45	55.968	2:29.216	45	1:12.620	2:29.483	9	1:32.414	2:29.361
9	25.964	2:39.890	9	42.042	2:28.450	9	58.707	2:29.327	9	1:15.127	2:29.251	40	1:50.762	2:34.106
67	26.487	2:40.413	8	42.761	2:24.360	40	1:08.849	2:33.717	40	1:28.730	2:32.712	67	2:05.158	2:27.396
40	28.396	2:42.322	40	47.794	2:31.770	19	1:22.473	2:41.677	19	1:49.579	2:39.937			
8	30.773	2:44.699	19	53.458	2:34.599	42	1:27.001	2:39.723	67	1:49.836	2:27.498			
19	31.231	2:45.157	42	59.940	2:39.058	67	1:35.169	3:08.104	42	1:52.923	2:38.753			
42	33.254	2:47.180	22	1:08.806	2:43.146	22	1:39.367	2:43.223	22	2:07.334	2:40.798			
22	38.032	2:51.958												
31	1:19.127	3:33.053P												

Weather/Track: Sun/Dry

www.mstworld.com

Page 1 of 2

Silverstone
Circuit Length = 3.6400 miles.
Start: 15:01 End: 15:23

Printed - 15:27 Sunday, 27 July 2014

Jet Super Touring Car Trophy

RACE 19 - LAP CHART - Silverstone - 25-27 July 2014

(contd.)

Lap 6			Lap 7			Lap 8			Lap 9			Lap 10		
No	Behind	Laptime	No	Behind	Laptime	No	Behind	Laptime	No	Behind	Laptime	No	Behind	Laptime
68		2:12.364	68		2:13.545	68		2:12.448	68		2:12.540	68		2:12.092
3	0.445	2:12.170	3	0.540	2:13.640	3	0.565	2:12.473	3	0.656	2:12.631	3	0.710	2:12.146
42	1 LAP	2:37.721	67	1 LAP	2:27.272	40	1 LAP	2:33.198	45	1 LAP	2:29.860	1	23.542	2:15.849
19	1 LAP	2:44.520	1	14.911	2:15.124	1	17.681	2:15.218	9	1 LAP	2:29.935	45	1 LAP	2:29.015
1	13.332	2:15.822	98	25.482	2:15.211	67	1 LAP	2:26.110	1	19.785	2:14.644	9	1 LAP	2:29.223
98	23.816	2:15.094	37	30.843	2:16.449	98	28.083	2:15.049	98	31.363	2:15.820	98	34.152	2:14.881
22	1 LAP	2:42.401	42	1 LAP	2:38.320	37	34.491	2:16.096	67	1 LAP	2:25.337	12	40.547	2:14.973
2	27.618	2:15.708	4	31.051	2:15.591	12	34.626	2:15.700	12	37.666	2:15.580	4	43.061	2:16.197
37	27.939	2:15.530	12	31.374	2:15.501	4	34.929	2:16.326	40	1 LAP	2:32.933	2	43.944	2:16.346
4	29.005	2:14.611	2	32.116	2:18.043	2	36.977	2:17.309	4	38.956	2:16.567	67	1 LAP	2:27.755
12	29.418	2:14.144	70	36.239	2:17.059	70	40.940	2:17.149	37	39.345	2:17.394	70	51.740	2:18.135
70	32.725	2:16.571	19	1 LAP	2:42.684	42	1 LAP	2:38.421	2	39.690	2:15.253	40	1 LAP	2:33.934
15	42.409	2:19.812	15	50.752	2:21.888	15	58.141	2:19.837	70	45.697	2:17.297	37	1:06.469	2:39.216P
14	42.806	2:20.721	14	51.083	2:21.822	26	59.027	2:19.430	7	1:04.957	2:17.850	7	1:09.242	2:16.377
26	46.394	2:18.869	26	52.045	2:19.196	63	59.282	2:19.547	63	1:06.060	2:19.318	63	1:12.201	2:18.233
29	47.234	2:18.741	63	52.183	2:18.382	7	59.647	2:19.623	15	1:06.406	2:20.805	15	1:14.531	2:20.217
63	47.346	2:17.713	7	52.472	2:17.500	14	1:00.297	2:21.662	14	1:08.394	2:20.637	14	1:14.922	2:18.620
7	48.517	2:17.371	22	1 LAP	2:42.979	29	1:01.402	2:18.941	29	1:10.922	2:22.060	29	1:18.241	2:19.411
79	49.086	2:17.444	79	54.774	2:19.233	19	1 LAP	2:50.090	47	1:25.390	2:20.798	18	1:32.978	2:19.075
24	56.098	2:21.877	29	54.909	2:21.220	47	1:17.132	2:20.638	18	1:25.995	2:20.862	47	1:33.218	2:19.920
47	1:02.522	2:20.909	24	1:06.721	2:24.168	79	1:18.128	2:35.802P	26	1:29.772	2:43.285	26	1:37.532	2:19.852
18	1:03.431	2:19.651	47	1:08.942	2:19.965	18	1:17.673	2:20.589	60	1:36.379	2:22.987	60	1:46.976	2:22.689
60	1:07.207	2:22.008	18	1:09.532	2:19.646	22	1 LAP	2:39.747	17	1:37.219	2:23.089	17	1:47.716	2:22.589
44	1:08.466	2:22.301	60	1:16.069	2:22.407	60	1:25.932	2:22.311	44	1:38.810	2:22.746	44	1:50.316	2:23.598
66	1:08.884	2:22.335	66	1:16.982	2:21.643	66	1:26.396	2:21.862	66	1:39.080	2:25.224	66	2:09.762	2:42.774
17	1:09.393	2:21.798	44	1:17.325	2:22.404	17	1:26.670	2:21.364	22	1 LAP	2:39.438	8	2:11.196	2:24.602
93	1:26.326	2:24.581	17	1:17.754	2:21.906	44	1:28.604	2:23.727	24	1:58.246	2:39.069	93	2:12.252	2:25.047
8	1:26.797	2:23.569	93	1:36.397	2:23.616	24	1:31.717	2:37.444	8	1:58.686	2:23.506	22	1 LAP	2:39.168
45	1:47.186	2:29.716	8	1:36.815	2:23.563	8	1:47.720	2:23.353	93	1:59.297	2:23.526	24	2:25.548	2:39.394
9	1:49.083	2:29.033	45	2:03.364	2:29.723	93	1:48.311	2:24.362	19	1 LAP	2:59.089	19	1 LAP	2:49.661
40	2:10.445	2:32.047	9	2:03.794	2:28.256									

Weather/Track: Sun/Dry

www.mstworld.com

Page 2 of 2

Silverstone
Circuit Length = 3.6400 miles.
Start: 15:01 End: 15:23

Printed - 15:27 Sunday, 27 July 2014

Mustang Celebration Trophy Proudly Presented by Pure Michigan

RACE 9 - QUALIFYING - Silverstone - 25-27 July 2014

POS	NO	CL	DRIVER	NAT	CAR	TIME	LAPS	GAP	MPH
1	37	THA	Mike GARDINER	GBR	Ford Falcon	2:31.859	3		86.29
2	1	THA	Leo VOYAZIDES	GRE	Ford Falcon	2:32.246	8	0.387	86.07
3	152	THS	Gordon SHEDDEN	GBR	Ford Lotus Cortina	2:32.647	8	0.788	85.84
4	46	THA	Mike WHITAKER*	GBR	Ford Mustang	2:33.247	7	1.388	85.50
5	147	INV	Tom ROCHE	GBR	Ford Mustang	2:33.304	8	1.445	85.47
6	69	THA	Roger WILLS	NZL	Mercury Comet Cyclone	2:33.978	6	2.119	85.10
7	3	THA	Jackie OLIVER	GBR	Ford Mustang	2:34.375	6	2.516	84.88
8	6	THA	Henry MANN	GBR	Ford Mustang	2:34.465	6	2.606	84.83
9	35	THA	Neil BROWN	GBR	Ford Mustang	2:34.711	8	2.852	84.70
10	47	THA	Bill SHEPHERD	GBR	Ford Mustang	2:36.687	7	4.828	83.63
11	2	THA	Gregory THORNTON	GBR	Ford Mustang	2:37.348	6	5.489	83.28
12	111	INV	Chas MALLARD	GBR	Ford Shelby Mustang GT350	2:37.765	8	5.906	83.06
13	16	THS	David TOMLIN*	GBR	Ford Lotus Cortina	2:37.907	5	6.048	82.98
14	22	THA	Karsten LE BLANC	NLD	Ford Mustang	2:38.023	7	6.164	82.92
15	8	THA	John YOUNG	GBR	Ford Mustang	2:38.407	6	6.548	82.72
16	83	THA	Michael STEELE	GBR	Ford Galaxie	2:38.455	7	6.596	82.69
17	5	THA	Jon WOLFE	GBR	Ford Falcon	2:38.651	8	6.792	82.59
18	144	INV	Mike THORNE	GBR	Ford Shelby Mustang GT350	2:39.042	7	7.183	82.39
19	81	THA	Chris BEIGHTON	GBR	Ford Mustang	2:39.174	7	7.315	82.32
20	76	THD	Nick SWIFT*	GBR	Austin Mini Cooper S	2:39.193	6	7.334	82.31
21	91	THS	Arne BERG	NOR	Ford Lotus Cortina	2:39.207	7	7.348	82.30
22	62	THS	John AVILL	GBR	Ford Lotus Cortina	2:39.273	3	7.414	82.27
23	11	THD	Jonathan LEWIS	GBR	Austin Cooper S	2:39.279	7	7.420	82.27
24	41	THA	David MERCER	GBR	Ford Mustang	2:40.013	7	8.154	81.89
25	89	INV	Stephen AVERY	GBR	Ford Shelby Mustang GT350	2:40.015	7	8.156	81.89
26	10	THD	Daniel WHEELER	GBR	Austin Mini Cooper S	2:40.599	7	8.740	81.59
27	85	THA	Mark ASHWORTH	GBR	Ford Mustang	2:41.003	7	9.144	81.39
28	51	THA	Nicholas KING	GBR	Ford Mustang	2:41.721	6	9.862	81.02
29	59	THD	Robert BEEBEE	GBR	Austin Mini Cooper S	2:42.081	7	10.222	80.84
30	32	THA	Alasdair COATES	GBR	Ford Mustang	2:42.603	7	10.744	80.58
31	9	THA	David BETTS*	GBR	Ford Mustang	2:43.846	6	11.987	79.97
32	58	INV	Tarek MAHMOUD	LBN	Ford Shelby Mustang GT350	2:43.996	3	12.137	79.90
33	20	THD	Tim STANBRIDGE	GBR	Austin Mini Cooper S	2:44.150	7	12.291	79.82
34	28	THA	Alex THISTLETHWAYTE	GBR	Ford Mustang	2:44.184	7	12.325	79.81
35	79	THS	Mark MARTIN	GBR	Ford Lotus Cortina	2:44.255	7	12.396	79.77
36	26	THD	Ron MAYDON	GBR	Austin Mini Cooper S	2:44.667	6	12.808	79.57
37	38	INV	Tom GRAY	GBR	Ford Mustang	2:44.774	7	12.915	79.52
38	64	THS	Michael MCINERNEY	IRL	Ford Lotus Cortina	2:45.241	5	13.382	79.30
39	63	THS	Grant TROMANS	GBR	Ford Lotus Cortina	2:45.637	6	13.778	79.11
40	88	THA	Martin MELLING	GBR	Ford Falcon	2:45.680	6	13.821	79.09
41	66	THS	Martin STROMMEN	NOR	Ford Lotus Cortina	2:45.972	6	14.113	78.95
42	21	THA	John GOLDSMITH	GBR	Ford Mustang	2:46.613	6	14.754	78.64
43	95	INV	Bernie CHODOSH	GBR	Ford Falcon	2:47.451	7	15.592	78.25
44	169	THA	Steven SMITH	GBR	Ford Mustang	2:48.004	5	16.145	77.99
45	44	THA	Robert NYQUIST	SWE	Ford Mustang	2:48.948	7	17.089	77.56
46	128	INV	Wayne LANGRIDGE	GBR	Ford Mustang	2:49.356	7	17.497	77.37
47	120	THA	David CLIFFORD	GBR	Ford Mustang	2:49.569	6	17.710	77.27
48	75	THS	Richard BATEMAN	GBR	Ford Lotus Cortina	2:49.660	7	17.801	77.23
49	34	THC	Geoff GORDON	GBR	Alfa Romeo Guilietta TI	2:53.995	6	22.136	75.31
50	48	INV	Derek DRINKWATER	GBR	Ford Mustang	2:54.648	5	22.789	75.03
51	68	THA	George DOUGLAS	IRL	Ford Mustang	2:57.712	6	25.853	73.73
52	42	THD	Simon ARSCOTT	GBR	Austin Mini Cooper S	2:59.064	6	27.205	73.18
53	183	THS	Roger BUXTON	GBR	Ford Lotus Cortina	2:59.178	6	27.319	73.13
54	65	THA	Nicholas RUDDSELL*	GBR	Ford Mustang	3:15.033	6	43.174	67.18
55	40	THA	Peter HISCOCKS	GBR	Ford Mustang	14:58.094	1	12:26.235	14.59

*Cars 9, 16, 46, 75, 65 require working transponders - Regulation Q.12.2.1 refers.

Weather/Track: Sun/Dry

These results are provisional until the conclusion of any judicial and technical matters.

Silverstone

Circuit Length = 3.6400 miles.

Start: 15:05 End: 15:25

Clerk of the Course:

Timekeeper:

Mustang Celebration Trophy Proudly Presented by Pure Michigan
RACE 9 - QUALIFYING LAP ANALYSIS - Silverstone - 25-27 July 2014

1	Leo VOYAZIDES	GRE	Ford Falcon
1 - X:00.000	6 - 2:34.961		
2 - 2:32.724	7 - 2:32.246		
3 - 2:33.321	8 - 2:32.772		
4 - 2:33.643			
5 - 2:32.774			
2	Gregory THORNTON	GBR	Ford Mustang
1 - X:00.000	6 - 2:50.847P		
2 - 2:40.750			
3 - 2:41.879			
4 - 2:37.348			
5 - 2:39.539			
3	Jackie OLIVER	GBR	Ford Mustang
1 - X:00.000	6 - 2:50.798P		
2 - 2:35.519			
3 - 2:34.375			
4 - 2:37.341			
5 - 2:36.542			
5	Jon WOLFE	GBR	Ford Falcon
1 - X:00.000	6 - 2:39.876		
2 - 2:39.508	7 - 3:00.549		
3 - 2:38.651	8 - 2:40.595		
4 - 2:41.165			
5 - 2:41.896			
6	Henry MANN	GBR	Ford Mustang
1 - X:00.000	6 - 2:43.180P		
2 - 2:34.465			
3 - 2:35.186			
4 - 2:37.047			
5 - 2:37.458			
8	John YOUNG	GBR	Ford Mustang
1 - X:00.000	6 - 2:48.456P		
2 - 2:38.407			
3 - 2:38.599			
4 - 2:39.717			
5 - 2:39.570			
9	David BETTS*	GBR	Ford Mustang
1 - X:00.000	6 - 2:50.684P		
2 - 2:44.072			
3 - 2:44.654			
4 - 2:43.846			
5 - 2:48.024			

*Cars 9, 16, 46, 75, 65 require working transponders - Regulation Q.12.2.1 refers.
 Weather/Track: Sun/Dry

Mustang Celebration Trophy Proudly Presented by Pure Michigan
RACE 9 - QUALIFYING LAP ANALYSIS - Silverstone - 25-27 July 2014
 (contd.)

10	Daniel WHEELER	GBR	Austin Mini Cooper S
1 -	X:00.000	6 -	2:41.645
2 -	2:44.409	7 -	2:40.599
3 -	2:42.815		
4 -	2:44.692		
5 -	2:42.323		
11	Jonathan LEWIS	GBR	Austin Cooper S
1 -	X:00.000	6 -	2:39.718
2 -	2:41.200	7 -	3:09.342
3 -	2:41.328		
4 -	3:08.239		
5 -	2:39.279		
16	David TOMLIN*	GBR	Ford Lotus Cortina
1 -	X:00.000		
2 -	2:37.907		
3 -	2:38.350		
4 -	2:39.509		
5 -	3:05.960P		
20	Tim STANBRIDGE	GBR	Austin Mini Cooper S
1 -	X:00.000	6 -	2:48.698
2 -	2:50.736	7 -	2:44.150
3 -	2:46.263		
4 -	2:48.275		
5 -	2:47.110		
21	John GOLDSMITH	GBR	Ford Mustang
1 -	X:00.000	6 -	2:46.613
2 -	3:09.258P		
3 -	4:10.698		
4 -	2:48.646		
5 -	2:46.896		
22	Karsten LE BLANC	NLD	Ford Mustang
1 -	X:00.000	6 -	2:38.550
2 -	2:39.594	7 -	2:42.341
3 -	2:38.023		
4 -	2:39.346		
5 -	2:39.160		
26	Ron MAYDON	GBR	Austin Mini Cooper S
1 -	X:00.000	6 -	3:20.611P
2 -	2:46.215		
3 -	2:48.062		
4 -	2:47.334		
5 -	2:44.667		

*Cars 9, 16, 46, 75, 65 require working transponders - Regulation Q.12.2.1 refers.
 Weather/Track: Sun/Dry

Mustang Celebration Trophy Proudly Presented by Pure Michigan
RACE 9 - QUALIFYING LAP ANALYSIS - Silverstone - 25-27 July 2014
 (contd.)

28	Alex THISTLETHWAYTE	GBR	Ford Mustang
1 - X:00.000	6 - 2:47.831		
2 - 2:51.554	7 - 2:44.184		
3 - 2:46.576			
4 - 2:56.000			
5 - 2:45.791			
32	Alasdair COATES	GBR	Ford Mustang
1 - X:00.000	6 - 2:45.479		
2 - 2:48.961	7 - 2:42.603		
3 - 2:44.929			
4 - 2:48.893			
5 - 2:48.557			
34	Geoff GORDON	GBR	Alfa Romeo Giulietta TI
1 - X:00.000	6 - 3:30.488P		
2 - 2:56.135			
3 - 2:53.995			
4 - 2:56.608			
5 - 3:03.505			
35	Neil BROWN	GBR	Ford Mustang
1 - X:00.000	6 - 2:36.030		
2 - 2:37.175	7 - 2:35.746		
3 - 2:34.711	8 - 2:36.051		
4 - 2:37.699			
5 - 2:36.502			
37	Mike GARDINER	GBR	Ford Falcon
1 - X:00.000			
2 - 2:31.859			
3 - 2:37.492			
38	Tom GRAY	GBR	Ford Mustang
1 - X:00.000	6 - 2:45.218		
2 - 2:49.458	7 - 2:48.336		
3 - 2:44.774			
4 - 2:48.986			
5 - 2:48.958			
40	Peter HISCOCKS	GBR	Ford Mustang
1 - X:00.000			

*Cars 9, 16, 46, 75, 65 require working transponders - Regulation Q.12.2.1 refers.
 Weather/Track: Sun/Dry

Mustang Celebration Trophy Proudly Presented by Pure Michigan
RACE 9 - QUALIFYING LAP ANALYSIS - Silverstone - 25-27 July 2014
 (contd.)

41	David MERCER	GBR	Ford Mustang
1 -	X:00.000	6 -	2:41.280
2 -	2:45.906	7 -	2:40.013
3 -	2:41.419		
4 -	2:41.527		
5 -	2:41.544		
42	Simon ARSCOTT	GBR	Austin Mini Cooper S
1 -	X:00.000	6 -	3:06.902P
2 -	3:11.269P		
3 -	5:23.592		
4 -	3:02.952		
5 -	2:59.064		
44	Robert NYQUIST	SWE	Ford Mustang
1 -	X:00.000	6 -	2:52.984
2 -	2:59.669	7 -	2:48.948
3 -	2:56.457		
4 -	2:49.799		
5 -	2:51.651		
46	Mike WHITAKER*	GBR	Ford Mustang
1 -	X:00.000	6 -	2:33.247
2 -	2:35.795	7 -	3:05.214P
3 -	2:44.590		
4 -	2:38.015		
5 -	2:33.642		
47	Bill SHEPHERD	GBR	Ford Mustang
1 -	X:00.000	6 -	2:37.043
2 -	2:54.301	7 -	2:36.687
3 -	2:37.750		
4 -	2:37.925		
5 -	3:08.536		
48	Derek DRINKWATER	GBR	Ford Mustang
1 -	X:00.000		
2 -	2:54.648		
3 -	6:42.918		
4 -	3:05.524		
5 -	3:17.986P		
51	Nicholas KING	GBR	Ford Mustang
1 -	X:00.000	6 -	2:54.224P
2 -	2:42.777		
3 -	2:41.721		
4 -	2:41.946		
5 -	2:42.793		

*Cars 9, 16, 46, 75, 65 require working transponders - Regulation Q.12.2.1 refers.
 Weather/Track: Sun/Dry

Silverstone
 Circuit Length = 3.6400 miles.
 Start: 15:05 End: 15:25

Mustang Celebration Trophy Proudly Presented by Pure Michigan
RACE 9 - QUALIFYING LAP ANALYSIS - Silverstone - 25-27 July 2014
 (contd.)

58	Tarek MAHMOUD	LBN	Ford Shelby Mustang GT350
1 - X:00.000 2 - 2:47.172 3 - 2:43.996			
59	Robert BEEBEE	GBR	Austin Mini Cooper S
1 - X:00.000 6 - 2:42.081 2 - 2:46.687 7 - 2:42.311 3 - 2:44.915 4 - 2:44.391 5 - 2:45.290			
62	John AVILL	GBR	Ford Lotus Cortina
1 - X:00.000 2 - 2:40.145 3 - 2:39.273			
63	Grant TROMANS	GBR	Ford Lotus Cortina
1 - X:00.000 6 - 2:58.106P 2 - 2:47.585 3 - 2:45.637 4 - 2:49.516 5 - 2:50.566			
64	Michael MCINERNEY	IRL	Ford Lotus Cortina
1 - X:00.000 2 - 2:45.241 3 - 2:49.454P 4 - 5:18.092P 5 - 4:46.610P			
65	Nicholas RUDELL*	GBR	Ford Mustang
1 - X:00.000 6 - 3:15.033 2 - 3:27.640 3 - 3:19.461 4 - 3:18.799 5 - 3:19.806			
66	Martin STROMMEN	NOR	Ford Lotus Cortina
1 - X:00.000 6 - 2:46.485 2 - 3:12.642P 3 - 5:52.682 4 - 2:46.098 5 - 2:45.972			

*Cars 9, 16, 46, 75, 65 require working transponders - Regulation Q.12.2.1 refers.
 Weather/Track: Sun/Dry

Mustang Celebration Trophy Proudly Presented by Pure Michigan
RACE 9 - QUALIFYING LAP ANALYSIS - Silverstone - 25-27 July 2014
 (contd.)

68	George DOUGLAS	IRL	Ford Mustang
1 - X:00.000	6 - 2:57.712		
2 - 3:02.568			
3 - 3:05.359			
4 - 3:02.340			
5 - 3:00.448			
69	Roger WILLS	NZL	Mercury Comet Cyclone
1 - X:00.000	6 - 2:53.025P		
2 - 2:33.978			
3 - 2:34.419			
4 - 2:34.775			
5 - 2:35.561			
75	Richard BATEMAN	GBR	Ford Lotus Cortina
1 - X:00.000	6 - 2:49.934		
2 - 2:56.635	7 - 2:49.660		
3 - 2:51.635			
4 - 2:53.449			
5 - 2:50.430			
76	Nick SWIFT*	GBR	Austin Mini Cooper S
1 - X:00.000	6 - 3:19.954P		
2 - 2:43.548			
3 - 2:39.193			
4 - 2:42.319			
5 - 2:40.481			
79	Mark MARTIN	GBR	Ford Lotus Cortina
1 - X:00.000	6 - 2:49.812		
2 - 2:44.255	7 - 2:44.894		
3 - 2:44.902			
4 - 2:47.110			
5 - 2:44.986			
81	Chris BEIGHTON	GBR	Ford Mustang
1 - X:00.000	6 - 2:40.613		
2 - 2:41.622	7 - 2:39.174		
3 - 2:39.337			
4 - 2:40.664			
5 - 2:40.032			
83	Michael STEELE	GBR	Ford Galaxie
1 - X:00.000	6 - 2:39.338		
2 - 2:45.290	7 - 2:38.455		
3 - 2:43.283			
4 - 2:42.102			
5 - 2:44.419			

*Cars 9, 16, 46, 75, 65 require working transponders - Regulation Q.12.2.1 refers.
 Weather/Track: Sun/Dry

Mustang Celebration Trophy Proudly Presented by Pure Michigan
RACE 9 - QUALIFYING LAP ANALYSIS - Silverstone - 25-27 July 2014
 (contd.)

85	Mark ASHWORTH	GBR	Ford Mustang
1 - X:00.000	6 - 2:43.703		
2 - 2:41.003	7 - 2:43.692		
3 - 2:41.373			
4 - 2:42.743			
5 - 2:42.882			
88	Martin MELLING	GBR	Ford Falcon
1 - X:00.000	6 - 2:54.466P		
2 - 2:47.606			
3 - 2:45.680			
4 - 2:47.975			
5 - 2:48.804			
89	Stephen AVERY	GBR	Ford Shelby Mustang GT350
1 - X:00.000	6 - 2:40.015		
2 - 2:46.870	7 - 2:40.036		
3 - 2:46.143			
4 - 2:42.481			
5 - 2:40.756			
91	Arne BERG	NOR	Ford Lotus Cortina
1 - X:00.000	6 - 2:40.563		
2 - 2:48.902	7 - 2:39.207		
3 - 2:40.379			
4 - 2:40.828			
5 - 2:40.653			
95	Bernie CHODOSH	GBR	Ford Falcon
1 - X:00.000	6 - 2:50.110		
2 - 2:49.361	7 - 2:47.451		
3 - 2:52.060			
4 - 2:53.171			
5 - 2:50.995			
111	Chas MALLARD	GBR	Ford Shelby Mustang GT350
1 - X:00.000	6 - 2:39.681		
2 - 2:39.184	7 - 2:37.765		
3 - 2:37.942	8 - 2:39.022		
4 - 2:42.428			
5 - 2:39.831			
120	David CLIFFORD	GBR	Ford Mustang
1 - X:00.000	6 - 5:05.658		
2 - 2:49.569			
3 - 2:56.145			
4 - 3:07.097			
5 - 2:58.086P			

*Cars 9, 16, 46, 75, 65 require working transponders - Regulation Q.12.2.1 refers.
 Weather/Track: Sun/Dry

Mustang Celebration Trophy Proudly Presented by Pure Michigan
RACE 9 - QUALIFYING LAP ANALYSIS - Silverstone - 25-27 July 2014
 (contd.)

128	Wayne LANGRIDGE	GBR	Ford Mustang
1 - X:00.000	6 - 3:22.108		
2 - 2:59.492	7 - 3:04.876P		
3 - 2:54.503			
4 - 2:49.356			
5 - 2:50.687			
144	Mike THORNE	GBR	Ford Shelby Mustang GT350
1 - X:00.000	6 - 2:39.042		
2 - 2:39.897	7 - 2:40.968P		
3 - 2:39.258			
4 - 2:43.552			
5 - 2:40.314			
147	Tom ROCHE	GBR	Ford Mustang
1 - X:00.000	6 - 2:42.246		
2 - 2:33.304	7 - 2:34.024		
3 - 2:38.270	8 - 3:13.772P		
4 - 2:34.451			
5 - 2:53.889			
152	Gordon SHEDDEN	GBR	Ford Lotus Cortina
1 - X:00.000	6 - 2:38.600		
2 - 2:33.660	7 - 2:37.055		
3 - 2:32.647	8 - 2:49.193P		
4 - 2:56.218			
5 - 2:40.608			
169	Steven SMITH	GBR	Ford Mustang
1 - X:00.000			
2 - 2:53.515			
3 - 3:03.075P			
4 - 9:47.560			
5 - 2:48.004			
183	Roger BUXTON	GBR	Ford Lotus Cortina
1 - X:00.000	6 - 3:10.956P		
2 - 3:03.523			
3 - 3:02.110			
4 - 3:08.179			
5 - 2:59.178			

*Cars 9, 16, 46, 75, 65 require working transponders - Regulation Q.12.2.1 refers.
 Weather/Track: Sun/Dry

Mustang Celebration Trophy Proudly Presented by Pure Michigan

RACE 9 - GRID - Silverstone - 25-27 July 2014

ROW
28
ROW
27
ROW
26
ROW
25
ROW
24
ROW
23
ROW
22
ROW
21
ROW
20
ROW
19
ROW
18
ROW
17
ROW
16
ROW
15
ROW
14
ROW
13
ROW
12
ROW
11
ROW
10
ROW
9
ROW
8
ROW
7
ROW
6
ROW
5
ROW
4
ROW
3
ROW
2
ROW
1

40	HISCOCKS	
183	BUXTON	65
68	DOUGLAS	42
34	GORDON	48
120	CLIFFORD	75
44	NYQUIST	128
95	CHODOSH	169
66	STROMMEN	21
63	TROMANS	88
38	GRAY	64
79	MARTIN	26
20	STANBRIDGE	28
9	BETTS*	58
59	BEEBEE	32
85	ASHWORTH	51
89	AVERY	10
11	LEWIS	41
91	BERG	62
81	BEIGHTON	76
5	WOLFE	144
8	YOUNG	83
16	TOMLIN*	22
2	THORNTON	111
35	BROWN	47
3	OLIVER	6
147	ROCHE	69
152	SHEDDEN	46
37	GARDINER	1
		RUDELL*
		ARSCOTT
		DRINKWATER
		BATEMAN
		LANGRIDGE
		SMITH
		GOLDSMITH
		MELLING
		MCINERNEY
		MAYDON
		THISTLETHWAYTE
		MAHMOUD
		COATES
		KING
		WHEELER
		MERCER
		AVILL
		SWIFT*
		THORNE
		STEELE
		LE BLANC
		MALLARD
		SHEPHERD
		MANN
		WILLS
		WHITAKER*
		VOYAZIDES

POLE

*Cars 9, 16, 46, 75, 65 require working transponders - Regulation Q.12.2.1 refers.
Weather/Track: Sun/Dry
These results are provisional until the conclusion of any judicial and technical matters.

Silverstone
Circuit Length = 3.6400 miles.
Start: 15:05 End: 15:25

Clerk of the Course:		Timekeeper:
----------------------	--	-------------

Mustang Celebration Trophy Proudly Presented by Pure Michigan

RACE 9 - CLASSIFICATION - Silverstone - 25-27 July 2014

POS	NO	CL	DRIVER	NAT	CAR	TIME	LAPS	GAP	MPH	BEST
1	1	THA	Leo VOYAZIDES	GRE	Ford Falcon	20:15.678	8		85.98	2:29.936
2	37	THA	Mike GARDINER	GBR	Ford Falcon	20:16.477	8	0.799	85.92	2:30.422
3	147	INV	Tom ROCHE	GBR	Ford Mustang	20:29.503	8	13.825	85.01	2:32.519
4	35	THA	Neil BROWN	GBR	Ford Mustang	20:34.195	8	18.517	84.69	2:32.744
5	3	THA	Jackie OLIVER	GBR	Ford Mustang	20:39.571	8	23.893	84.32	2:33.708
6	46	THA	Mike WHITAKER	GBR	Ford Mustang	20:40.152	8	24.474	84.28	2:32.233
7	6	THA	Henry MANN	GBR	Ford Mustang	20:40.395	8	24.717	84.27	2:33.914
8	69	THA	Roger WILLS	NZL	Mercury Comet Cyclone	20:40.764	8	25.086	84.24	2:33.914
9	111	INV	Chas MALLARD	GBR	Ford Shelby Mustang GT350	20:55.374	8	39.696	83.26	2:35.360
10	22	THA	Karsten LE BLANC	NLD	Ford Mustang	20:56.817	8	41.139	83.17	2:35.469
11	81	THA	Chris BEIGHTON	GBR	Ford Mustang	21:05.222	8	49.544	82.61	2:36.225
12	89	INV	Stephen AVERY	GBR	Ford Shelby Mustang GT350	21:13.406	8	57.728	82.08	2:36.799
13	8	THA	John YOUNG	GBR	Ford Mustang	21:13.872	8	58.194	82.05	2:36.674
14	144	INV	Mike THORNE	GBR	Ford Shelby Mustang GT350	21:18.313	8	1:02.635	81.77	2:37.136
15	16	THS	David TOMLIN	GBR	Ford Lotus Cortina	21:21.936	8	1:06.258	81.54	2:37.940
16	5	THA	Jon WOLFE	GBR	Ford Falcon	21:22.627	8	1:06.949	81.49	2:37.456
17	62	THS	John AVILL	GBR	Ford Lotus Cortina	21:23.061	8	1:07.383	81.46	2:37.747
18	41	THA	David MERCER	GBR	Ford Mustang	21:27.197	8	1:11.519	81.20	2:38.523
19	83	THA	Michael STEELE	GBR	Ford Galaxie	21:27.607	8	1:11.929	81.18	2:38.384
20	11	THD	Jonathan LEWIS	GBR	Austin Cooper S	21:31.515	8	1:15.837	80.93	2:38.046
21	91	THS	Arne BERG	NOR	Ford Lotus Cortina	21:32.737	8	1:17.059	80.85	2:38.555
22	51	THA	Nicholas KING	GBR	Ford Mustang	21:36.379	8	1:20.701	80.63	2:39.057
23	10	THD	Daniel WHEELER	GBR	Austin Mini Cooper S	21:38.408	8	1:22.730	80.50	2:39.602
24	38	INV	Tom GRAY	GBR	Ford Mustang	22:03.260	8	1:47.582	78.99	2:42.149
25	64	THS	Michael MCINERNEY	IRL	Ford Lotus Cortina	22:05.901	8	1:50.223	78.83	2:41.857
26	59	THD	Robert BEEBEE	GBR	Austin Mini Cooper S	22:06.455	8	1:50.777	78.80	2:42.787
27	95	INV	Bernie CHODOSH	GBR	Ford Falcon	22:08.773	8	1:53.095	78.66	2:42.173
28	32	THA	Alasdair COATES	GBR	Ford Mustang	22:14.439	8	1:58.761	78.33	2:43.315
29	9	THA	David BETTS	GBR	Ford Mustang	22:16.175	8	2:00.497	78.23	2:43.710
30	128	INV	Wayne LANGRIDGE	GBR	Ford Mustang	22:16.480	8	2:00.802	78.21	2:42.140
31	28	THA	Alex THISTLETHWAYTE	GBR	Ford Mustang	22:17.615	8	2:01.937	78.14	2:43.526
32	88	THA	Martin MELLING	GBR	Ford Falcon	22:18.308	8	2:02.630	78.10	2:43.655
33	79	THS	Mark MARTIN	GBR	Ford Lotus Cortina	22:18.585	8	2:02.907	78.09	2:42.700
34	85	THA	Mark ASHWORTH	GBR	Ford Mustang	22:20.764	8	2:05.086	77.96	2:39.222
35	63	THS	Neil CAWTHORNE	GBR	Ford Lotus Cortina	22:31.641	8	2:15.963	77.33	2:43.953
36	66	THS	Martin STROMMEN	NOR	Ford Lotus Cortina	22:32.081	8	2:16.403	77.31	2:43.992
37	169	THA	Steven SMITH	GBR	Ford Mustang	22:51.568	8	2:35.890	76.21	2:46.639
38	75	THS	Richard BATEMAN	GBR	Ford Lotus Cortina	23:02.340	8	2:46.662	75.61	2:48.716
39	44	THA	Robert NYQUIST	SWE	Ford Mustang	20:19.480	7	1 LAP	74.97	2:49.450
40	120	THA	David CLIFFORD	GBR	Ford Mustang	20:21.265	7	1 LAP	74.86	2:46.220
41	42	THD	Simon ARSCOTT	GBR	Austin Mini Cooper S	20:24.384	7	1 LAP	74.67	2:48.502
42	68	THA	George DOUGLAS	IRL	Ford Mustang	20:25.432	7	1 LAP	74.60	2:49.621
43	40	THA	Peter HISCOCKS	GBR	Ford Mustang	20:32.770	7	1 LAP	74.16	2:50.100
44	48	INV	Derek DRINKWATER	GBR	Ford Mustang	20:33.430	7	1 LAP	74.12	2:49.756
45	183	THS	Roger BUXTON	GBR	Ford Lotus Cortina	20:34.083	7	1 LAP	74.08	2:50.458
46	34	THC	Goeff GORDON	GBR	Alfa Romeo Guilietta TI	20:51.299	7	1 LAP	73.06	2:54.100
47	47	THA	Bill SHEPHERD	GBR	Ford Mustang	22:25.763	7	1 LAP	67.93	2:36.300

NOT CLASSIFIED

152	THS	Gordon SHEDDEN	GBR	Ford Lotus Cortina	17:54.153	7	D.N.F.	85.11	2:32.609
76	THD	Nick SWIFT	GBR	Austin Mini Cooper S	18:44.250	7	D.N.F.	81.32	2:37.913
58	INV	Tarek MAHMOUD	LBN	Ford Shelby Mustang GT350	19:10.203	7	D.N.F.	79.48	2:40.600
65	THA	Nicholas RUDELLE	GBR	Ford Mustang	17:19.312	6	D.N.F.	75.35	2:48.633
2	THA	Gregory THORNTON	GBR	Ford Mustang	13:09.095	5	D.N.F.	82.64	2:35.714
26	THD	Ron MAYDON	GBR	Austin Mini Cooper S	17:44.596	5	D.N.F.	61.26	2:52.932
21	THA	John GOLDSMITH	GBR	Ford Mustang	22:02.480	5	N.C.F.	49.31	2:47.133
20	THD	Tim STANBRIDGE	GBR	Austin Mini Cooper S	3:09.254	1	D.N.F.	67.64	3:09.254

Cars 9 & 45 - no working transponders

Weather/Track: Bright/Dry

These results are provisional until the conclusion of any judicial and technical matters.

Silverstone

Circuit Length = 3.6400 miles.

Start: 17:03 End: 17:23

Clerk of the Course:	Timekeeper:
----------------------	-------------

Mustang Celebration Trophy Proudly Presented by Pure Michigan
RACE 9 - CLASSIFICATION - Silverstone - 25-27 July 2014
 (contd.)

POS	NO	CL	DRIVER	NAT	CAR	TIME	LAPS	GAP	MPH	BEST
						FASTEST LAP				
1	THA		Leo VOYAZIDES		Ford Falcon	2:29.936	4	87.39mph	140.65kph	
147	INV		Tom ROCHE		Ford Mustang	2:32.519	7	85.91mph	138.27kph	
152	THS		Gordon SHEDDEN		Ford Lotus Cortina	2:32.609	6	85.86mph	138.18kph	
76	THD		Nick SWIFT		Austin Mini Cooper S	2:37.913	4	82.98mph	133.54kph	
34	THC		Geoff GORDON		Alfa Romeo Guilietta TI	2:54.100	7	75.26mph	121.13kph	

Cars 9 & 45 - no working transponders

Weather/Track: Bright/Dry

These results are provisional until the conclusion of any judicial and technical matters.

Silverstone

Circuit Length = 3.6400 miles.

Start: 17:03 End: 17:23

Clerk of the Course:		Timekeeper:
----------------------	--	-------------

Mustang Celebration Trophy Proudly Presented by Pure Michigan
RACE 9 - LAP ANALYSIS - Silverstone - 25-27 July 2014

1	Leo VOYAZIDES	GRE	Ford Falcon
1 -	2:35.192	6 -	2:31.048
2 -	2:30.327	7 -	2:32.432
3 -	2:30.333	8 -	2:34.837
4 -	2:29.936		
5 -	2:31.573		
2	Gregory THORNTON	GBR	Ford Mustang
1 -	2:42.077		
2 -	2:37.146		
3 -	2:35.714		
4 -	2:38.181		
5 -	2:35.977		
3	Jackie OLIVER	GBR	Ford Mustang
1 -	2:37.489	6 -	2:33.708
2 -	2:34.855	7 -	2:34.357
3 -	2:35.756	8 -	2:34.747
4 -	2:33.845		
5 -	2:34.814		
5	Jon WOLFE	GBR	Ford Falcon
1 -	2:48.267	6 -	2:39.706
2 -	2:41.636	7 -	2:39.517
3 -	2:38.400	8 -	2:40.071
4 -	2:37.574		
5 -	2:37.456		
6	Henry MANN	GBR	Ford Mustang
1 -	2:38.849	6 -	2:34.247
2 -	2:34.021	7 -	2:35.065
3 -	2:34.879	8 -	2:35.179
4 -	2:33.914		
5 -	2:34.241		
8	John YOUNG	GBR	Ford Mustang
1 -	2:45.092	6 -	2:36.674
2 -	2:40.343	7 -	2:39.032
3 -	2:37.521	8 -	2:39.976
4 -	2:37.647		
5 -	2:37.587		

Weather/Track: Bright/Dry

www.mstworld.com

Page 1 of 10

Silverstone
 Circuit Length = 3.6400 miles.
 Start: 17:03 End: 17:23

Printed - 17:30 Saturday, 26 July 2014

Mustang Celebration Trophy Proudly Presented by Pure Michigan
RACE 9 - LAP ANALYSIS - Silverstone - 25-27 July 2014
 (contd.)

9	David BETTS	GBR	Ford Mustang
1 -	2:54.354	6 -	2:47.402
2 -	2:47.580	7 -	2:45.461
3 -	2:44.703	8 -	2:48.024
4 -	2:43.710		
5 -	2:44.941		
10	Daniel WHEELER	GBR	Austin Mini Cooper S
1 -	2:54.624	6 -	2:39.712
2 -	2:41.766	7 -	2:41.073
3 -	2:40.672	8 -	2:40.981
4 -	2:39.978		
5 -	2:39.602		
11	Jonathan LEWIS	GBR	Austin Cooper S
1 -	2:48.791	6 -	2:42.760
2 -	2:42.222	7 -	2:40.132
3 -	2:41.716	8 -	2:38.091
4 -	2:39.757		
5 -	2:38.046		
16	David TOMLIN	GBR	Ford Lotus Cortina
1 -	2:46.464	6 -	2:39.147
2 -	2:39.552	7 -	2:40.129
3 -	2:38.177	8 -	2:40.264
4 -	2:40.263		
5 -	2:37.940		
20	Tim STANBRIDGE	GBR	Austin Mini Cooper S
1 -	3:09.254		
21	John GOLDSMITH	GBR	Ford Mustang
1 -	3:03.682		
2 -	2:47.133		
3 -	2:49.103		
4 -	2:55.297P		
5 -	X:00.000		

Weather/Track: Bright/Dry

www.mstworld.com

Page 2 of 10

Silverstone
 Circuit Length = 3.6400 miles.
 Start: 17:03 End: 17:23
 Printed - 17:30 Saturday, 26 July 2014

Mustang Celebration Trophy Proudly Presented by Pure Michigan
RACE 9 - LAP ANALYSIS - Silverstone - 25-27 July 2014
 (contd.)

22	Karsten LE BLANC	NLD	Ford Mustang
1 -	2:44.113	6 -	2:35.608
2 -	2:36.781	7 -	2:35.595
3 -	2:37.827	8 -	2:35.669
4 -	2:35.469		
5 -	2:35.755		
26	Ron MAYDON	GBR	Austin Mini Cooper S
1 -	3:39.868		
2 -	3:08.639		
3 -	2:52.932		
4 -	2:53.791		
5 -	5:09.366P		
28	Alex THISTLETHWAYTE	GBR	Ford Mustang
1 -	2:59.517	6 -	2:43.871
2 -	2:45.613	7 -	2:45.726
3 -	2:47.368	8 -	2:48.309
4 -	2:43.685		
5 -	2:43.526		
32	Alasdair COATES	GBR	Ford Mustang
1 -	2:55.395	6 -	2:44.100
2 -	2:47.748	7 -	2:45.592
3 -	2:47.376	8 -	2:45.761
4 -	2:45.152		
5 -	2:43.315		
34	Geoff GORDON	GBR	Alfa Romeo Giulietta TI
1 -	3:16.781	6 -	2:55.955
2 -	2:56.738	7 -	2:54.100
3 -	2:57.487		
4 -	2:55.311		
5 -	2:54.927		
35	Neil BROWN	GBR	Ford Mustang
1 -	2:38.389	6 -	2:33.716
2 -	2:32.827	7 -	2:34.728
3 -	2:33.204	8 -	2:34.936
4 -	2:33.651		
5 -	2:32.744		

Weather/Track: Bright/Dry

www.mstworld.com

Page 3 of 10

Silverstone
 Circuit Length = 3.6400 miles.
 Start: 17:03 End: 17:23

Printed - 17:30 Saturday, 26 July 2014

Mustang Celebration Trophy Proudly Presented by Pure Michigan
RACE 9 - LAP ANALYSIS - Silverstone - 25-27 July 2014
 (contd.)

37	Mike GARDINER	GBR	Ford Falcon
1 -	2:32.226	6 -	2:30.422
2 -	2:31.546	7 -	2:32.126
3 -	2:31.087	8 -	2:35.064
4 -	2:30.710		
5 -	2:33.296		
38	Tom GRAY	GBR	Ford Mustang
1 -	2:56.230	6 -	2:44.005
2 -	2:43.252	7 -	2:45.084
3 -	2:44.543	8 -	2:44.176
4 -	2:43.821		
5 -	2:42.149		
40	Peter HISCOCKS	GBR	Ford Mustang
1 -	3:19.157	6 -	2:50.477
2 -	2:55.845	7 -	2:53.089
3 -	2:51.675		
4 -	2:50.100		
5 -	2:52.427		
41	David MERCER	GBR	Ford Mustang
1 -	2:50.104	6 -	2:39.577
2 -	2:40.607	7 -	2:39.547
3 -	2:39.387	8 -	2:40.662
4 -	2:38.523		
5 -	2:38.790		
42	Simon ARSCOTT	GBR	Austin Mini Cooper S
1 -	3:19.482	6 -	2:48.597
2 -	2:54.322	7 -	2:51.392
3 -	2:48.502		
4 -	2:52.073		
5 -	2:50.016		
44	Robert NYQUIST	SWE	Ford Mustang
1 -	3:10.919	6 -	2:51.221
2 -	2:51.138	7 -	2:54.963
3 -	2:51.720		
4 -	2:50.069		
5 -	2:49.450		

Weather/Track: Bright/Dry

www.mstworld.com

Page 4 of 10

Silverstone
 Circuit Length = 3.6400 miles.
 Start: 17:03 End: 17:23

Printed - 17:30 Saturday, 26 July 2014

Mustang Celebration Trophy Proudly Presented by Pure Michigan
RACE 9 - LAP ANALYSIS - Silverstone - 25-27 July 2014
 (contd.)

46	Mike WHITAKER	GBR	Ford Mustang
1 -	2:42.515	6 -	2:33.283
2 -	2:35.573	7 -	2:34.555
3 -	2:33.907	8 -	2:34.254
4 -	2:32.233		
5 -	2:33.832		
47	Bill SHEPHERD	GBR	Ford Mustang
1 -	2:39.473	6 -	2:36.639
2 -	2:36.300	7 -	2:37.060
3 -	3:38.339P		
4 -	5:38.066		
5 -	2:39.886		
48	Derek DRINKWATER	GBR	Ford Mustang
1 -	3:16.306	6 -	2:49.756
2 -	2:52.717	7 -	2:55.881
3 -	2:52.449		
4 -	2:52.568		
5 -	2:53.753		
51	Nicholas KING	GBR	Ford Mustang
1 -	2:51.416	6 -	2:40.032
2 -	2:41.986	7 -	2:41.707
3 -	2:40.106	8 -	2:39.469
4 -	2:42.606		
5 -	2:39.057		
58	Tarek MAHMOUD	LBN	Ford Shelby Mustang GT350
1 -	2:56.763	6 -	2:41.395
2 -	2:45.480	7 -	2:41.550
3 -	2:43.020		
4 -	2:41.395		
5 -	2:40.600		
59	Robert BEEBEE	GBR	Austin Mini Cooper S
1 -	2:55.058	6 -	2:43.122
2 -	2:47.904	7 -	2:42.787
3 -	2:44.621	8 -	2:44.580
4 -	2:44.384		
5 -	2:43.999		

Weather/Track: Bright/Dry

Mustang Celebration Trophy Proudly Presented by Pure Michigan
RACE 9 - LAP ANALYSIS - Silverstone - 25-27 July 2014
 (contd.)

62	John AVILL	GBR	Ford Lotus Cortina
1 -	2:45.930	6 -	2:41.222
2 -	2:37.747	7 -	2:39.023
3 -	2:38.050	8 -	2:41.937
4 -	2:38.001		
5 -	2:41.151		
63	Neil CAWTHORNE	GBR	Ford Lotus Cortina
1 -	3:07.018	6 -	2:46.308
2 -	2:46.260	7 -	2:43.953
3 -	2:46.952	8 -	2:45.313
4 -	2:49.286		
5 -	2:46.551		
64	Michael MCINERNEY	IRL	Ford Lotus Cortina
1 -	3:00.900	6 -	2:41.857
2 -	2:44.484	7 -	2:43.681
3 -	2:45.935	8 -	2:44.679
4 -	2:42.248		
5 -	2:42.117		
65	Nicholas RUDELL	GBR	Ford Mustang
1 -	3:13.679	6 -	2:49.167
2 -	2:48.710		
3 -	2:49.484		
4 -	2:49.639		
5 -	2:48.633		
66	Martin STROMMEN	NOR	Ford Lotus Cortina
1 -	3:05.930	6 -	2:45.925
2 -	2:45.748	7 -	2:43.992
3 -	2:48.933	8 -	2:45.250
4 -	2:50.448		
5 -	2:45.855		
68	George DOUGLAS	IRL	Ford Mustang
1 -	3:11.741	6 -	2:53.599
2 -	2:53.588	7 -	2:57.076
3 -	2:50.034		
4 -	2:49.621		
5 -	2:49.773		

Weather/Track: Bright/Dry

www.mstworld.com

Page 6 of 10

Silverstone
 Circuit Length = 3.6400 miles.
 Start: 17:03 End: 17:23

Printed - 17:30 Saturday, 26 July 2014

Mustang Celebration Trophy Proudly Presented by Pure Michigan
RACE 9 - LAP ANALYSIS - Silverstone - 25-27 July 2014
 (contd.)

69	Roger WILLS	NZL	Mercury Comet Cyclone
1 -	2:39.731	6 -	2:34.607
2 -	2:34.638	7 -	2:35.287
3 -	2:34.056	8 -	2:33.914
4 -	2:34.489		
5 -	2:34.042		
75	Richard BATEMAN	GBR	Ford Lotus Cortina
1 -	3:09.492	6 -	2:48.716
2 -	2:51.243	7 -	2:50.274
3 -	2:51.664	8 -	2:51.456
4 -	2:50.388		
5 -	2:49.107		
76	Nick SWIFT	GBR	Austin Mini Cooper S
1 -	2:45.485	6 -	2:38.486
2 -	2:38.435	7 -	2:45.106P
3 -	2:38.121		
4 -	2:37.913		
5 -	2:40.704		
79	Mark MARTIN	GBR	Ford Lotus Cortina
1 -	2:57.018	6 -	2:44.100
2 -	2:46.509	7 -	2:45.461
3 -	2:48.901	8 -	2:49.026
4 -	2:44.870		
5 -	2:42.700		
81	Chris BEIGHTON	GBR	Ford Mustang
1 -	2:48.389	6 -	2:36.814
2 -	2:36.719	7 -	2:36.872
3 -	2:36.373	8 -	2:37.250
4 -	2:36.225		
5 -	2:36.580		
83	Michael STEELE	GBR	Ford Galaxie
1 -	2:50.580	6 -	2:39.534
2 -	2:41.245	7 -	2:39.102
3 -	2:39.381	8 -	2:40.159
4 -	2:38.384		
5 -	2:39.222		

Weather/Track: Bright/Dry

www.mstworld.com

Page 7 of 10

Silverstone
 Circuit Length = 3.6400 miles.
 Start: 17:03 End: 17:23

Printed - 17:30 Saturday, 26 July 2014

Mustang Celebration Trophy Proudly Presented by Pure Michigan
RACE 9 - LAP ANALYSIS - Silverstone - 25-27 July 2014
 (contd.)

85	Mark ASHWORTH	GBR	Ford Mustang
1 -	2:50.945	6 -	2:40.738
2 -	2:41.578	7 -	2:39.222
3 -	2:39.939	8 -	2:39.672
4 -	2:41.379		
5 -	3:27.291		
88	Martin MELLING	GBR	Ford Falcon
1 -	3:02.693	6 -	2:44.483
2 -	2:45.240	7 -	2:45.582
3 -	2:45.317	8 -	2:46.559
4 -	2:43.655		
5 -	2:44.779		
89	Stephen AVERY	GBR	Ford Shelby Mustang GT350
1 -	2:49.718	6 -	2:36.799
2 -	2:38.439	7 -	2:36.800
3 -	2:37.550	8 -	2:39.735
4 -	2:37.494		
5 -	2:36.871		
91	Arne BERG	NOR	Ford Lotus Cortina
1 -	2:52.313	6 -	2:38.955
2 -	2:41.876	7 -	2:41.214
3 -	2:40.388	8 -	2:38.555
4 -	2:39.862		
5 -	2:39.574		
95	Bernie CHODOSH	GBR	Ford Falcon
1 -	3:00.702	6 -	2:44.097
2 -	2:43.833	7 -	2:44.637
3 -	2:43.004	8 -	2:47.898
4 -	2:42.173		
5 -	2:42.429		
111	Chas MALLARD	GBR	Ford Shelby Mustang GT350
1 -	2:41.328	6 -	2:35.722
2 -	2:36.276	7 -	2:35.663
3 -	2:36.809	8 -	2:35.360
4 -	2:38.266		
5 -	2:35.950		

Weather/Track: Bright/Dry

www.mstworld.com

Page 8 of 10

Silverstone
 Circuit Length = 3.6400 miles.
 Start: 17:03 End: 17:23
 Printed - 17:30 Saturday, 26 July 2014

Mustang Celebration Trophy Proudly Presented by Pure Michigan
RACE 9 - LAP ANALYSIS - Silverstone - 25-27 July 2014
 (contd.)

120	David CLIFFORD	GBR	Ford Mustang
1 -	3:24.432	6 -	2:46.220
2 -	2:52.037	7 -	2:48.762
3 -	2:50.941		
4 -	2:49.751		
5 -	2:49.122		
128	Wayne LANGRIDGE	GBR	Ford Mustang
1 -	3:08.441	6 -	2:44.474
2 -	2:44.176	7 -	2:44.149
3 -	2:45.092	8 -	2:45.630
4 -	2:42.378		
5 -	2:42.140		
144	Mike THORNE	GBR	Ford Shelby Mustang GT350
1 -	2:49.201	6 -	2:39.894
2 -	2:39.616	7 -	2:37.959
3 -	2:37.785	8 -	2:39.175
4 -	2:37.136		
5 -	2:37.547		
147	Tom ROCHE	GBR	Ford Mustang
1 -	2:35.624	6 -	2:33.036
2 -	2:32.544	7 -	2:32.519
3 -	2:33.051	8 -	2:35.502
4 -	2:34.215		
5 -	2:33.012		
152	Gordon SHEDDEN	GBR	Ford Lotus Cortina
1 -	2:35.865	6 -	2:32.609
2 -	2:32.781	7 -	2:33.879
3 -	2:32.858		
4 -	2:33.201		
5 -	2:32.960		
169	Steven SMITH	GBR	Ford Mustang
1 -	3:06.559	6 -	2:50.904
2 -	2:48.071	7 -	2:46.639
3 -	2:49.365	8 -	2:52.381
4 -	2:48.171		
5 -	2:49.478		

Weather/Track: Bright/Dry

www.mstworld.com

Page 9 of 10

Silverstone
 Circuit Length = 3.6400 miles.
 Start: 17:03 End: 17:23

Printed - 17:30 Saturday, 26 July 2014

Mustang Celebration Trophy Proudly Presented by Pure Michigan
RACE 9 - LAP ANALYSIS - Silverstone - 25-27 July 2014
(contd.)

183	Roger BUXTON	GBR	Ford Lotus Cortina
1 - 3:18.509	6 - 2:52.621		
2 - 2:57.364	7 - 2:50.640		
3 - 2:53.934			
4 - 2:50.557			
5 - 2:50.458			

Weather/Track: Bright/Dry

www.mstworld.com

Page 10 of 10

Silverstone
Circuit Length = 3.6400 miles.
Start: 17:03 End: 17:23
Printed - 17:30 Saturday, 26 July 2014

Mustang Celebration Trophy Proudly Presented by Pure Michigan

RACE 9 - LAP CHART - Silverstone - 25-27 July 2014

Lap 1			Lap 2			Lap 3			Lap 4			Lap 5		
No	Behind	Laptime	No	Behind	Laptime	No	Behind	Laptime	No	Behind	Laptime	No	Behind	Laptime
37		2:32.226	37		2:31.546	37		2:31.087	37		2:30.710	1		2:31.573
1	2.966	2:35.192	1	1.747	2:30.327	1	0.993	2:30.333	1	0.219	2:29.936	37	1.504	2:33.296
147	3.398	2:35.624	147	4.396	2:32.544	147	6.360	2:33.051	152	9.136	2:33.201	152	10.304	2:32.960
152	3.639	2:35.865	152	4.874	2:32.781	152	6.645	2:32.858	147	9.865	2:34.215	147	11.085	2:33.012
3	5.263	2:37.489	35	7.444	2:32.827	35	9.561	2:33.204	35	12.502	2:33.651	35	13.454	2:32.744
35	6.163	2:38.389	3	8.572	2:34.855	6	12.890	2:34.879	6	16.094	2:33.914	6	18.543	2:34.241
6	6.623	2:38.849	6	9.098	2:34.021	3	13.241	2:35.756	3	16.376	2:33.845	3	19.398	2:34.814
47	7.247	2:39.473	69	10.597	2:34.638	69	13.566	2:34.056	69	17.345	2:34.489	69	19.595	2:34.042
69	7.505	2:39.731	47	12.001	2:36.300	46	17.136	2:33.907	46	18.659	2:32.233	46	20.699	2:33.832
111	9.102	2:41.328	111	13.832	2:36.276	111	19.554	2:36.809	111	27.110	2:38.266	111	31.268	2:35.950
2	9.851	2:42.077	46	14.316	2:35.573	2	20.078	2:35.714	2	27.549	2:38.181	2	31.734	2:35.977
46	10.289	2:42.515	2	15.451	2:37.146	22	23.862	2:37.827	22	28.621	2:35.469	22	32.584	2:35.755
22	11.887	2:44.113	22	17.122	2:36.781	81	26.622	2:36.373	81	32.137	2:36.225	81	36.925	2:36.580
8	12.866	2:45.092	62	19.905	2:37.747	62	26.868	2:38.050	62	34.159	2:38.001	8	40.829	2:37.587
76	13.259	2:45.485	76	20.148	2:38.435	76	27.182	2:38.121	76	34.385	2:37.913	89	42.711	2:36.871
62	13.704	2:45.930	81	21.336	2:36.719	8	28.097	2:37.521	8	35.034	2:37.647	76	43.297	2:40.704
16	14.238	2:46.464	8	21.663	2:40.343	16	29.334	2:38.177	89	37.632	2:37.494	62	43.518	2:41.151
5	16.041	2:48.267	16	22.244	2:39.552	89	30.848	2:37.550	144	38.169	2:37.136	144	43.924	2:37.547
81	16.163	2:48.389	89	24.385	2:38.439	144	31.743	2:37.785	16	38.887	2:40.263	16	45.035	2:37.940
11	16.565	2:48.791	144	25.045	2:39.616	5	33.444	2:38.400	5	40.308	2:37.574	5	45.972	2:37.456
144	16.975	2:49.201	5	26.131	2:41.636	41	35.239	2:39.387	41	43.052	2:38.523	41	50.050	2:38.790
89	17.492	2:49.718	41	26.939	2:40.607	83	36.347	2:39.381	83	44.021	2:38.384	83	51.451	2:39.222
41	17.878	2:50.104	11	27.241	2:42.222	85	37.603	2:39.939	11	46.917	2:39.757	11	53.171	2:38.046
83	18.354	2:50.580	83	28.053	2:41.245	11	37.870	2:41.716	85	48.272	2:41.379	91	56.652	2:39.574
85	18.719	2:50.945	85	28.751	2:41.578	51	38.649	2:40.106	91	48.870	2:39.862	51	57.810	2:39.057
51	19.190	2:51.416	51	29.630	2:41.986	91	39.718	2:40.388	51	50.545	2:42.606	10	59.281	2:39.602
91	20.087	2:52.313	91	30.417	2:41.876	10	42.203	2:40.672	10	51.471	2:39.978	58	1:09.897	2:40.600
9	22.128	2:54.354	10	32.618	2:41.766	38	49.166	2:44.543	58	1:01.089	2:41.395	38	1:12.634	2:42.149
10	22.398	2:54.624	38	35.710	2:43.252	58	50.404	2:43.020	38	1:02.277	2:43.821	95	1:14.780	2:42.429
59	22.832	2:55.058	9	38.162	2:47.580	9	51.778	2:44.703	95	1:04.143	2:42.173	9	1:17.927	2:44.941
32	23.169	2:55.395	58	38.471	2:45.480	95	52.680	2:43.004	9	1:04.778	2:43.710	64	1:18.323	2:42.117
38	24.004	2:56.230	59	39.190	2:47.904	59	52.724	2:44.621	59	1:06.398	2:44.384	59	1:18.605	2:43.999
58	24.537	2:56.763	32	39.371	2:47.748	32	55.660	2:47.376	64	1:07.998	2:42.248	32	1:21.625	2:43.315
79	24.792	2:57.018	79	39.755	2:46.509	64	56.460	2:45.935	32	1:10.102	2:45.152	28	1:22.348	2:43.526
28	27.291	2:59.517	95	40.763	2:43.833	79	57.569	2:48.901	28	1:10.614	2:43.685	79	1:22.637	2:42.700
95	28.476	3:00.702	28	41.358	2:45.613	28	57.639	2:47.368	88	1:11.336	2:43.655	88	1:24.323	2:44.779
64	28.674	3:00.900	64	41.612	2:44.484	88	58.391	2:45.317	79	1:11.729	2:44.870	128	1:24.866	2:42.140
88	30.467	3:02.693	88	44.161	2:45.240	128	1:02.850	2:45.092	128	1:14.518	2:42.378	63	1:38.706	2:46.551
21	31.456	3:03.682	21	47.043	2:47.133	21	1:05.059	2:49.103	63	1:23.947	2:49.286	66	1:39.553	2:45.855
66	33.704	3:05.930	66	47.906	2:45.748	63	1:05.371	2:46.952	66	1:25.490	2:50.448	85	1:43.771	3:27.291
169	34.333	3:06.559	128	48.845	2:44.176	66	1:05.752	2:48.933	169	1:26.597	2:48.171	169	1:44.283	2:49.478
63	34.792	3:07.018	63	49.506	2:46.260	169	1:09.136	2:49.365	21	1:29.646	2:55.297P	65	1:52.784	2:48.633
128	36.215	3:08.441	169	50.858	2:48.071	65	1:17.014	2:49.484	65	1:35.943	2:49.639	75	1:54.533	2:49.107
20	37.028	3:09.254	75	56.963	2:51.243	75	1:17.540	2:51.664	75	1:37.218	2:50.388	47	1 LAP	5:38.066
75	37.266	3:09.492	44	58.285	2:51.138	47	1:19.253	3:38.339P	44	1:38.277	2:50.069	44	1:55.935	2:49.450
44	38.693	3:10.919	65	58.617	2:48.710	44	1:18.918	2:51.720	68	1:39.415	2:49.621	68	1:57.396	2:49.773
68	39.515	3:11.741	68	1:01.557	2:53.588	68	1:20.504	2:50.034	48	1:48.471	2:52.568	42	2:07.034	2:50.016
65	41.453	3:13.679	48	1:05.251	2:52.717	48	1:26.613	2:52.449	42	1:48.810	2:52.073	120	2:08.922	2:49.122
48	44.080	3:16.306	34	1:09.747	2:56.738	42	1:27.447	2:48.502	40	1:51.208	2:50.100	48	2:10.432	2:53.753
34	44.555	3:16.781	42	1:10.032	2:54.322	40	1:31.818	2:51.675	120	1:51.592	2:49.751	40	2:11.843	2:52.427

Weather/Track: Bright/Dry

**Mustang Celebration Trophy Proudly Presented by Pure Michigan
RACE 9 - LAP CHART - Silverstone - 25-27 July 2014
(contd.)**

Lap 6			Lap 7			Lap 8			Lap 9			Lap 10		
No	Behind	Laptime	No	Behind	Laptime	No	Behind	Laptime	No	Behind	Laptime	No	Behind	Laptime
1		2:31.048	1		2:32.432	1		2:34.837						
37	0.878	2:30.422	37	0.572	2:32.126	37	0.799	2:35.064						
152	11.865	2:32.609	183	1 LAP	2:52.621	44	1 LAP	2:54.963						
147	13.073	2:33.036	26	2 LAPS	5:09.366P	120	1 LAP	2:48.762						
35	16.122	2:33.716	147	13.160	2:32.519	42	1 LAP	2:51.392						
6	21.742	2:34.247	152	13.312	2:33.879	68	1 LAP	2:57.076						
3	22.058	2:33.708	34	1 LAP	2:55.955	147	13.825	2:35.502						
46	22.934	2:33.283	35	18.418	2:34.728	40	1 LAP	2:53.089						
69	23.154	2:34.607	3	23.983	2:34.357	48	1 LAP	2:55.881						
111	35.942	2:35.722	6	24.375	2:35.065	183	1 LAP	2:50.640						
22	37.144	2:35.608	46	25.057	2:34.555	35	18.517	2:34.936						
81	42.691	2:36.814	69	26.009	2:35.287	3	23.893	2:34.747						
8	46.455	2:36.674	111	39.173	2:35.663	46	24.474	2:34.254						
89	48.462	2:36.799	22	40.307	2:35.595	6	24.717	2:35.179						
76	50.735	2:38.486	81	47.131	2:36.872	69	25.086	2:33.914						
144	52.770	2:39.894	89	52.830	2:36.800	34	1 LAP	2:54.100						
16	53.134	2:39.147	8	53.055	2:39.032	111	39.696	2:35.360						
62	53.692	2:41.222	144	58.297	2:37.959	22	41.139	2:35.669						
5	54.630	2:39.706	62	1:00.283	2:39.023	81	49.544	2:37.250						
41	58.579	2:39.577	16	1:00.831	2:40.129	89	57.728	2:39.735						
83	59.937	2:39.534	5	1:01.715	2:39.517	8	58.194	2:39.976						
91	1:04.559	2:38.955	76	1:03.409	2:45.106P	144	1:02.635	2:39.175						
11	1:04.883	2:42.760	41	1:05.694	2:39.547	16	1:06.258	2:40.264						
51	1:06.794	2:40.032	83	1:06.607	2:39.102	5	1:06.949	2:40.071						
10	1:07.945	2:39.712	11	1:12.583	2:40.132	62	1:07.383	2:41.937						
58	1:20.244	2:41.395	91	1:13.341	2:41.214	41	1:11.519	2:40.662						
38	1:25.591	2:44.005	51	1:16.069	2:41.707	83	1:11.929	2:40.159						
95	1:27.829	2:44.097	10	1:16.586	2:41.073	11	1:15.837	2:38.091						
64	1:29.132	2:41.857	58	1:29.362	2:41.550	91	1:17.059	2:38.555						
59	1:30.679	2:43.122	38	1:38.243	2:45.084	51	1:20.701	2:39.469						
9	1:34.281	2:47.402	95	1:40.034	2:44.637	10	1:22.730	2:40.981						
32	1:34.677	2:44.100	64	1:40.381	2:43.681	21	3 LAPS	10:27.265						
28	1:35.171	2:43.871	59	1:41.034	2:42.787	38	1:47.582	2:44.176						
79	1:35.689	2:44.100	9	1:47.310	2:45.461	64	1:50.223	2:44.679						
88	1:37.758	2:44.483	32	1:47.837	2:45.592	59	1:50.777	2:44.580						
128	1:38.292	2:44.474	28	1:48.465	2:45.726	95	1:53.095	2:47.898						
85	1:53.461	2:40.738	79	1:48.718	2:45.461	32	1:58.761	2:45.761						
63	1:53.966	2:46.308	128	1:50.009	2:44.149	9	2:00.497	2:48.024						
66	1:54.430	2:45.925	88	1:50.908	2:45.582	128	2:00.802	2:45.630						
47	1 LAP	2:39.886	85	2:00.251	2:39.222	28	2:01.937	2:48.309						
169	2:04.139	2:50.904	63	2:05.487	2:43.953	88	2:02.630	2:46.559						
65	2:10.903	2:49.167	66	2:05.990	2:43.992	79	2:02.907	2:49.026						
75	2:12.201	2:48.716	47	1 LAP	2:36.639	85	2:05.086	2:39.672						
44	2:16.108	2:51.221	169	2:18.346	2:46.639	47	1 LAP	2:37.060						
68	2:19.947	2:53.599	75	2:30.043	2:50.274	63	2:15.963	2:45.313						
120	2:24.094	2:46.220				66	2:16.403	2:45.250						
42	2:24.583	2:48.597				169	2:35.890	2:52.381						
48	2:29.140	2:49.756				75	2:46.662	2:51.456						
40	2:31.272	2:50.477												

Weather/Track: Bright/Dry

www.mstworld.com

Page 2 of 2

Silverstone
Circuit Length = 3.6400 miles.
Start: 17:03 End: 17:23

Printed - 17:30 Saturday, 26 July 2014


Mustang Celebration Trophy Proudly Presented by Pure Michigan

RACE 22 - GRID - Silverstone - 25-27 July 2014

ROW
28
ROW
27
ROW
26
ROW
25
ROW
24
ROW
23
ROW
22
ROW
21
ROW
20
ROW
19
ROW
18
ROW
17
ROW
16
ROW
15
ROW
14
ROW
13
ROW
12
ROW
11
ROW
10
ROW
9
ROW
8
ROW
7
ROW
6
ROW
5
ROW
4
ROW
3
ROW
2
ROW
1

20	STANBRIDGE	21	GOLDSMITH
26	MAYDON	2	THORNTON
65	RUDELL	58	MAHMOUD
76	SWIFT	152	SHEDDEN
47	SHEPHERD	34	GORDON
183	BUXTON	48	DRINKWATER
40	HISCOCKS	68	DOUGLAS
42	ARSCOTT	120	CLIFFORD
44	NYQUIST	75	BATEMAN
169	SMITH	66	STROMMEN
63	CAWTHORNE	85	ASHWORTH
79	MARTIN	88	MELLING
28	THISTLETHWAYTE	128	LANGRIDGE
9	BETTS	32	COATES
95	CHODOSH	59	BEEBEE
64	MCINERNEY	38	GRAY
10	WHEELER	51	KING
91	BERG	11	LEWIS
83	STEELE	41	MERCER
62	AVILL	5	WOLFE
16	TOMLIN	144	THORNE
8	YOUNG	89	AVERY
81	BEIGHTON	22	LE BLANC
111	MALLARD	69	WILLS
6	MANN	46	WHITAKER
3	OLIVER	35	BROWN
147	ROCHE	37	GARDINER
1	VOYAZIDES		

POLE



Weather/Track: Bright/Dry

Silverstone
Circuit Length = 3.6400 miles.
Start: 17:03 End: 17:23

Clerk of the Course:

Timekeeper:

Mustang Celebration Trophy Proudly Presented by Pure Michigan

RACE 22 - CLASSIFICATION - Silverstone - 25-27 July 2014

POS	NO	CL	DRIVER	NAT	CAR	TIME	LAPS	GAP	MPH	BEST
1	1	THA	Leo VOYAZIDES	GRE	Ford Falcon	20:10.509	8		86.35	2:30.232
2	37	THA	Mike GARDINER	GBR	Ford Falcon	20:29.862	8	19.353	84.99	2:30.292
3	147	INV	Tom ROCHE	GBR	Ford Mustang	20:31.998	8	21.489	84.84	2:32.891
4	6	THA	Henry MANN	GBR	Ford Mustang	20:32.582	8	22.073	84.80	2:32.798
5	46	THA	Mike WHITAKER	GBR	Ford Mustang	20:36.177	8	25.668	84.55	2:33.393
6	69	THA	Roger WILLS	NZL	Mercury Comet Cyclone	20:36.411	8	25.902	84.54	2:32.898
7	22	THA	Karsten LE BLANC	NLD	Ford Mustang	20:47.441	8	36.932	83.79	2:34.964
8	35	THA	Neil BROWN	GBR	Ford Mustang	20:47.802	8	37.293	83.77	2:32.425
9	81	THA	Chris BEIGHTON	GBR	Ford Mustang	20:48.569	8	38.060	83.72	2:34.270
10	89	INV	Stephen AVERY	GBR	Ford Shelby Mustang GT350	20:57.363	8	46.854	83.13	2:35.151
11	111	INV	Chas MALLARD	GBR	Ford Shelby Mustang GT350	20:58.500	8	47.991	83.05	2:35.879
12	16	THS	David TOMLIN	GBR	Ford Lotus Cortina	21:11.305	8	1:00.796	82.22	2:36.978
13	47	THA	Bill SHEPHERD	GBR	Ford Mustang	21:12.637	8	1:02.128	82.13	2:35.577
14	8	THA	John YOUNG	GBR	Ford Mustang	21:18.260	8	1:07.751	81.77	2:37.827
15	11	THD	Jonathan LEWIS	GBR	Austin Cooper S	21:19.130	8	1:08.621	81.72	2:37.352
16	83	THA	Michael STEELE	GBR	Ford Galaxie	21:20.970	8	1:10.461	81.60	2:37.675
17	41	THA	David MERCER	GBR	Ford Mustang	21:24.303	8	1:13.794	81.39	2:37.615
18	62	THS	John AVILL	GBR	Ford Lotus Cortina	21:24.723	8	1:14.214	81.36	2:38.908
19	10	THD	Daniel WHEELER	GBR	Austin Mini Cooper S	21:32.796	8	1:22.287	80.85	2:40.166
20	128	INV	Wayne LANGRIDGE	GBR	Ford Mustang	21:48.848	8	1:38.339	79.86	2:40.618
21	28	THA	Alex THISTLETHWAYTE	GBR	Ford Mustang	21:49.438	8	1:38.929	79.82	2:41.217
22	38	INV	Tom GRAY	GBR	Ford Mustang	21:50.260	8	1:39.751	79.77	2:40.517
23	59	THD	Robert BEEBEE	GBR	Austin Mini Cooper S	21:53.794	8	1:43.285	79.56	2:41.889
24	88	THA	Martin MELLING	GBR	Ford Falcon	22:01.464	8	1:50.955	79.10	2:41.854
25	32	THA	Alasdair COATES	GBR	Ford Mustang	22:02.058	8	1:51.549	79.06	2:42.435
26	63	THS	Neil CAWTHORNE	GBR	Ford Lotus Cortina	22:15.251	8	2:04.742	78.28	2:43.370
27	79	THS	Mark MARTIN	GBR	Ford Lotus Cortina	22:15.819	8	2:05.310	78.25	2:43.246
28	169	THA	Steven SMITH	GBR	Ford Mustang	22:27.330	8	2:16.821	77.58	2:44.539
29	44	THA	Robert NYQUIST	SWE	Ford Mustang	22:29.678	8	2:19.169	77.44	2:44.310
30	85	THA	Mark ASHWORTH	GBR	Ford Mustang	22:30.755	8	2:20.246	77.38	2:41.071
31	20	THD	Tim STANBRIDGE	GBR	Austin Mini Cooper S	22:31.178	8	2:20.669	77.36	2:43.927
32	40	THA	Peter HISCOCKS	GBR	Ford Mustang	22:43.204	8	2:32.695	76.68	2:46.679
33	21	THA	John GOLDSMITH	GBR	Ford Mustang	22:43.703	8	2:33.194	76.65	2:46.795
34	75	THS	Richard BATEMAN	GBR	Ford Lotus Cortina	22:46.814	8	2:36.305	76.47	2:48.254
35	42	THD	Simon ARSCOTT	GBR	Austin Mini Cooper S	22:58.657	8	2:48.148	75.82	2:47.492
36	183	THS	Roger BUXTON	GBR	Ford Lotus Cortina	20:12.335	7	1 LAP	75.41	2:47.909
37	68	THA	George DOUGLAS	IRL	Ford Mustang	20:29.041	7	1 LAP	74.38	2:51.544
38	34	THC	Geoff GORDON	GBR	Alfa Romeo Guilietta TI	20:40.015	7	1 LAP	73.73	2:53.415

NOT CLASSIFIED

120	THA	David CLIFFORD	GBR	Ford Mustang	17:15.296	6	D.N.F.	75.65	2:45.369
3	THA	Jackie OLIVER	GBR	Ford Mustang	10:19.454	4	D.N.F.	84.12	2:34.127
5	THA	Jon WOLFE	GBR	Ford Falcon	10:38.553	4	D.N.F.	81.61	2:37.470
51	THA	Nicholas KING	GBR	Ford Mustang	8:01.440	3	D.N.F.	81.02	2:37.559
152	THS	Gordon SHEDDEN	GBR	Ford Lotus Cortina	8:13.987	3	D.N.F.	78.97	2:39.251
76	THD	Nick SWIFT	GBR	Austin Mini Cooper S	5:43.681	2	D.N.F.	75.37	2:55.210
65	THA	Nicholas RUDELL	GBR	Ford Mustang	3:08.239	1	D.N.F.	68.00	3:08.239

Silverstone
Circuit Length = 3.6400 miles.
Start: 18:34 End: 18:54

Clerk of the Course:

Timekeeper:

Mustang Celebration Trophy Proudly Presented by Pure Michigan
RACE 22 - CLASSIFICATION - Silverstone - 25-27 July 2014
 (contd.)

POS	NO	CL	DRIVER	NAT	CAR	TIME	LAPS	GAP	MPH	BEST
						FASTEST LAP				
1	THA		Leo VOYAZIDES		Ford Falcon	2:30.232	2	87.22mph	140.37kph	
147	INV		Tom ROCHE		Ford Mustang	2:32.891	2	85.70mph	137.93kph	
16	THS		David TOMLIN		Ford Lotus Cortina	2:36.978	7	83.47mph	134.34kph	
11	THD		Jonathan LEWIS		Austin Cooper S	2:37.352	8	83.27mph	134.02kph	
34	THC		Geoff GORDON		Alfa Romeo Guilietta TI	2:53.415	5	75.56mph	121.60kph	

Weather/Track: Sun/Dry Cars 2,9,26,48,58,64,66,91,95,144 did not start.
These results are provisional until the conclusion of any judicial and technical matters.

Silverstone
 Circuit Length = 3.6400 miles.
 Start: 18:34 End: 18:54

Clerk of the Course:		Timekeeper:
----------------------	--	-------------

Mustang Celebration Trophy Proudly Presented by Pure Michigan
RACE 22 - CLASSIFICATION BY CLASS - THA - Silverstone - 25-27 July 2014

POS	NO	CL	DRIVER	NAT	CAR	TIME	LAPS	GAP	MPH	BEST
1	1	THA	Leo VOYAZIDES	GRE	Ford Falcon	20:10.509	8		86.35	2:30.232
2	37	THA	Mike GARDINER	GBR	Ford Falcon	20:29.862	8	19.353	84.99	2:30.292
3	6	THA	Henry MANN	GBR	Ford Mustang	20:32.582	8	22.073	84.80	2:32.798
4	46	THA	Mike WHITAKER	GBR	Ford Mustang	20:36.177	8	25.668	84.55	2:33.393
5	69	THA	Roger WILLS	NZL	Mercury Comet Cyclone	20:36.411	8	25.902	84.54	2:32.898
6	22	THA	Karsten LE BLANC	NLD	Ford Mustang	20:47.441	8	36.932	83.79	2:34.964
7	35	THA	Neil BROWN	GBR	Ford Mustang	20:47.802	8	37.293	83.77	2:32.425
8	81	THA	Chris BEIGHTON	GBR	Ford Mustang	20:48.569	8	38.060	83.72	2:34.270
9	47	THA	Bill SHEPHERD	GBR	Ford Mustang	21:12.637	8	1:02.128	82.13	2:35.577
10	8	THA	John YOUNG	GBR	Ford Mustang	21:18.260	8	1:07.751	81.77	2:37.827
11	83	THA	Michael STEELE	GBR	Ford Galaxie	21:20.970	8	1:10.461	81.60	2:37.675
12	41	THA	David MERCER	GBR	Ford Mustang	21:24.303	8	1:13.794	81.39	2:37.615
13	28	THA	Alex THISTLETHWAYTE	GBR	Ford Mustang	21:49.438	8	1:38.929	79.82	2:41.217
14	88	THA	Martin MELLING	GBR	Ford Falcon	22:01.464	8	1:50.955	79.10	2:41.854
15	32	THA	Alasdair COATES	GBR	Ford Mustang	22:02.058	8	1:51.549	79.06	2:42.435
16	169	THA	Steven SMITH	GBR	Ford Mustang	22:27.330	8	2:16.821	77.58	2:44.539
17	44	THA	Robert NYQUIST	SWE	Ford Mustang	22:29.678	8	2:19.169	77.44	2:44.310
18	85	THA	Mark ASHWORTH	GBR	Ford Mustang	22:30.755	8	2:20.246	77.38	2:41.071
19	40	THA	Peter HISCOCKS	GBR	Ford Mustang	22:43.204	8	2:32.695	76.68	2:46.679
20	21	THA	John GOLDSMITH	GBR	Ford Mustang	22:43.703	8	2:33.194	76.65	2:46.795
21	68	THA	George DOUGLAS	IRL	Ford Mustang	20:29.041	7	1 LAP	74.38	2:51.544

NOT CLASSIFIED

120	THA	David CLIFFORD	GBR	Ford Mustang	17:15.296	6	D.N.F.	75.65	2:45.369
3	THA	Jackie OLIVER	GBR	Ford Mustang	10:19.454	4	D.N.F.	84.12	2:34.127
5	THA	Jon WOLFE	GBR	Ford Falcon	10:38.553	4	D.N.F.	81.61	2:37.470
51	THA	Nicholas KING	GBR	Ford Mustang	8:01.440	3	D.N.F.	81.02	2:37.559
65	THA	Nicholas RUDELL	GBR	Ford Mustang	3:08.239	1	D.N.F.	68.00	3:08.239

FASTEST LAP

1	THA	Leo VOYAZIDES		Ford Falcon	2:30.232	2	87.22mph	140.37kph
---	-----	---------------	--	-------------	----------	---	----------	-----------

Weather/Track: Sun/Dry Cars 2,9,26,48,58,64,66,91,95,144 did not start.

These results are provisional until the conclusion of any judicial and technical matters.

Silverstone
 Circuit Length = 3.6400 miles.
 Start: 18:34 End: 18:54

Clerk of the Course:

Timekeeper:

Mustang Celebration Trophy Proudly Presented by Pure Michigan
RACE 22 - CLASSIFICATION BY CLASS - INV - Silverstone - 25-27 July 2014

POS	NO	CL	DRIVER	NAT	CAR	TIME	LAPS	GAP	MPH	BEST
1	147	INV	Tom ROCHE	GBR	Ford Mustang	20:31.998	8		84.84	2:32.891
2	89	INV	Stephen AVERY	GBR	Ford Shelby Mustang GT350	20:57.363	8	25.365	83.13	2:35.151
3	111	INV	Chas MALLARD	GBR	Ford Shelby Mustang GT350	20:58.500	8	26.502	83.05	2:35.879
4	128	INV	Wayne LANGRIDGE	GBR	Ford Mustang	21:48.848	8	1:16.850	79.86	2:40.618
5	38	INV	Tom GRAY	GBR	Ford Mustang	21:50.260	8	1:18.262	79.77	2:40.517

NOT CLASSIFIED

FASTEST LAP

147	INV	Tom ROCHE		Ford Mustang	2:32.891	2	85.70mph	137.93kph
-----	-----	-----------	--	--------------	----------	---	----------	-----------

Weather/Track: Sun/Dry Cars 2,9,26,48,58,64,66,91,95,144 did not start.
These results are provisional until the conclusion of any judicial and technical matters.

Silverstone
 Circuit Length = 3.6400 miles.
 Start: 18:34 End: 18:54

Clerk of the Course:

Timekeeper:

Mustang Celebration Trophy Proudly Presented by Pure Michigan
RACE 22 - CLASSIFICATION BY CLASS - THS - Silverstone - 25-27 July 2014

POS	NO	CL	DRIVER	NAT	CAR	TIME	LAPS	GAP	MPH	BEST
1	16	THS	David TOMLIN	GBR	Ford Lotus Cortina	21:11.305	8		82.22	2:36.978
2	62	THS	John AVILL	GBR	Ford Lotus Cortina	21:24.723	8	13.418	81.36	2:38.908
3	63	THS	Neil CAWTHORNE	GBR	Ford Lotus Cortina	22:15.251	8	1:03.946	78.28	2:43.370
4	79	THS	Mark MARTIN	GBR	Ford Lotus Cortina	22:15.819	8	1:04.514	78.25	2:43.246
5	75	THS	Richard BATEMAN	GBR	Ford Lotus Cortina	22:46.814	8	1:35.509	76.47	2:48.254
6	183	THS	Roger BUXTON	GBR	Ford Lotus Cortina	20:12.335	7	1 LAP	75.41	2:47.909
NOT CLASSIFIED										
	152	THS	Gordon SHEDDEN	GBR	Ford Lotus Cortina	8:13.987	3	D.N.F.	78.97	2:39.251
FASTEST LAP										
	16	THS	David TOMLIN		Ford Lotus Cortina	2:36.978	7	83.47mph	134.34kph	

Weather/Track: Sun/Dry Cars 2,9,26,48,58,64,66,91,95,144 did not start.
These results are provisional until the conclusion of any judicial and technical matters.

Silverstone
 Circuit Length = 3.6400 miles.
 Start: 18:34 End: 18:54

Clerk of the Course:		Timekeeper:
----------------------	--	-------------

Mustang Celebration Trophy Proudly Presented by Pure Michigan
RACE 22 - CLASSIFICATION BY CLASS - THD - Silverstone - 25-27 July 2014

POS	NO	CL	DRIVER	NAT	CAR	TIME	LAPS	GAP	MPH	BEST
1	11	THD	Jonathan LEWIS	GBR	Austin Cooper S	21:19.130	8		81.72	2:37.352
2	10	THD	Daniel WHEELER	GBR	Austin Mini Cooper S	21:32.796	8	13.666	80.85	2:40.166
3	59	THD	Robert BEEBEE	GBR	Austin Mini Cooper S	21:53.794	8	34.664	79.56	2:41.889
4	20	THD	Tim STANBRIDGE	GBR	Austin Mini Cooper S	22:31.178	8	1:12.048	77.36	2:43.927
5	42	THD	Simon ARSCOTT	GBR	Austin Mini Cooper S	22:58.657	8	1:39.527	75.82	2:47.492
NOT CLASSIFIED										
76	THD	Nick SWIFT	GBR	Austin Mini Cooper S	5:43.681	2	D.N.F.	75.37	2:55.210	
FASTEST LAP										
11	THD	Jonathan LEWIS		Austin Cooper S	2:37.352	8	83.27mph	134.02kph		

Weather/Track: Sun/Dry Cars 2,9,26,48,58,64,66,91,95,144 did not start.
These results are provisional until the conclusion of any judicial and technical matters.

Silverstone
 Circuit Length = 3.6400 miles.
 Start: 18:34 End: 18:54

Clerk of the Course:	Timekeeper:
----------------------	-------------

**Mustang Celebration Trophy Proudly Presented by Pure Michigan
RACE 22 - CLASSIFICATION BY CLASS - THC - Silverstone - 25-27 July 2014**

POS	NO	CL	DRIVER	NAT	CAR	TIME	LAPS	GAP	MPH	BEST
1	34	THC	Geoff GORDON	GBR	Alfa Romeo Guilietta TI	20:40.015	7		73.73	2:53.415
					NOT CLASSIFIED					
					FASTEST LAP					
	34	THC	Geoff GORDON		Alfa Romeo Guilietta TI	2:53.415	5	75.56mph	121.60kph	

**Weather/Track: Sun/Dry Cars 2,9,26,48,58,64,66,91,95,144 did not start.
These results are provisional until the conclusion of any judicial and technical matters.**

Silverstone
Circuit Length = 3.6400 miles.
Start: 18:34 End: 18:54

Clerk of the Course:		Timekeeper:
----------------------	--	-------------

Mustang Celebration Trophy Proudly Presented by Pure Michigan
RACE 22 - LAP ANALYSIS - Silverstone - 25-27 July 2014

1	Leo VOYAZIDES	GRE	Ford Falcon
1 -	2:30.964	6 -	2:30.772
2 -	2:30.232	7 -	2:31.371
3 -	2:30.961	8 -	2:34.940
4 -	2:30.714		
5 -	2:30.555		
3	Jackie OLIVER	GBR	Ford Mustang
1 -	2:35.383		
2 -	2:34.127		
3 -	2:34.929		
4 -	2:35.015		
5	Jon WOLFE	GBR	Ford Falcon
1 -	2:43.856		
2 -	2:37.470		
3 -	2:38.793		
4 -	2:38.434		
6	Henry MANN	GBR	Ford Mustang
1 -	2:36.429	6 -	2:33.490
2 -	2:34.234	7 -	2:32.798
3 -	2:33.406	8 -	2:35.171
4 -	2:33.481		
5 -	2:33.573		
8	John YOUNG	GBR	Ford Mustang
1 -	2:42.765	6 -	2:39.110
2 -	2:42.007	7 -	2:38.851
3 -	2:37.827	8 -	2:38.080
4 -	2:39.280		
5 -	2:40.340		
10	Daniel WHEELER	GBR	Austin Mini Cooper S
1 -	2:49.415	6 -	2:41.043
2 -	2:40.336	7 -	2:40.568
3 -	2:40.241	8 -	2:40.695
4 -	2:40.332		
5 -	2:40.166		

Weather/Track: Sun/Dry

www.mstworld.com

Page 1 of 8

Silverstone
 Circuit Length = 3.6400 miles.
 Start: 18:34 End: 18:54
 Printed - 19:05 Sunday, 27 July 2014

Mustang Celebration Trophy Proudly Presented by Pure Michigan
RACE 22 - LAP ANALYSIS - Silverstone - 25-27 July 2014
 (contd.)

11	Jonathan LEWIS	GBR	Austin Cooper S
1 -	2:45.539	6 -	2:39.005
2 -	2:39.491	7 -	2:40.205
3 -	2:37.885	8 -	2:37.352
4 -	2:37.905		
5 -	2:41.748		
16	David TOMLIN	GBR	Ford Lotus Cortina
1 -	2:45.857	6 -	2:37.811
2 -	2:37.890	7 -	2:36.978
3 -	2:38.164	8 -	2:37.576
4 -	2:37.530		
5 -	2:39.499		
20	Tim STANBRIDGE	GBR	Austin Mini Cooper S
1 -	3:05.765	6 -	2:45.874
2 -	2:46.890	7 -	2:43.927
3 -	2:49.638	8 -	2:44.242
4 -	2:48.427		
5 -	2:46.415		
21	John GOLDSMITH	GBR	Ford Mustang
1 -	3:05.423	6 -	2:48.482
2 -	2:48.197	7 -	2:47.481
3 -	2:49.589	8 -	2:46.795
4 -	2:50.136		
5 -	2:47.600		
22	Karsten LE BLANC	NLD	Ford Mustang
1 -	2:39.444	6 -	2:35.023
2 -	2:35.655	7 -	2:35.130
3 -	2:34.964	8 -	2:35.200
4 -	2:35.384		
5 -	2:36.641		
28	Alex THISTLETHWAYTE	GBR	Ford Mustang
1 -	2:52.447	6 -	2:41.217
2 -	2:41.817	7 -	2:42.123
3 -	2:42.277	8 -	2:42.302
4 -	2:42.831		
5 -	2:44.424		

Weather/Track: Sun/Dry

www.mstworld.com

Page 2 of 8

Silverstone
 Circuit Length = 3.6400 miles.
 Start: 18:34 End: 18:54

Printed - 19:05 Sunday, 27 July 2014

Mustang Celebration Trophy Proudly Presented by Pure Michigan
RACE 22 - LAP ANALYSIS - Silverstone - 25-27 July 2014
 (contd.)

32	Alasdair COATES	GBR	Ford Mustang
1 -	2:56.349	6 -	2:42.435
2 -	2:44.927	7 -	2:42.537
3 -	2:44.110	8 -	2:43.068
4 -	2:45.648		
5 -	2:42.984		
34	Geoff GORDON	GBR	Alfa Romeo Guilietta TI
1 -	3:13.621	6 -	2:54.197
2 -	2:54.938	7 -	2:53.677
3 -	2:55.320		
4 -	2:54.847		
5 -	2:53.415		
35	Neil BROWN	GBR	Ford Mustang
1 -	2:36.257	6 -	2:32.425
2 -	2:35.585	7 -	2:47.606
3 -	2:33.341	8 -	2:34.505
4 -	2:34.506		
5 -	2:33.577		
37	Mike GARDINER	GBR	Ford Falcon
1 -	2:30.292	6 -	2:30.763
2 -	2:30.450	7 -	2:31.102
3 -	2:31.138	8 -	2:54.745
4 -	2:30.490		
5 -	2:30.882		
38	Tom GRAY	GBR	Ford Mustang
1 -	2:51.701	6 -	2:42.937
2 -	2:40.864	7 -	2:42.491
3 -	2:42.911	8 -	2:40.517
4 -	2:43.469		
5 -	2:45.370		
40	Peter HISCOCKS	GBR	Ford Mustang
1 -	3:02.741	6 -	2:47.698
2 -	2:48.017	7 -	2:48.308
3 -	2:51.053	8 -	2:46.679
4 -	2:50.215		
5 -	2:48.493		

Weather/Track: Sun/Dry

www.mstworld.com

Page 3 of 8

Silverstone
 Circuit Length = 3.6400 miles.
 Start: 18:34 End: 18:54
 Printed - 19:05 Sunday, 27 July 2014

Mustang Celebration Trophy Proudly Presented by Pure Michigan

RACE 22 - LAP ANALYSIS - Silverstone - 25-27 July 2014

(contd.)

41	David MERCER	GBR	Ford Mustang
1 -	2:44.526	6 -	2:39.417
2 -	2:37.615	7 -	2:43.350
3 -	2:38.459	8 -	2:39.860
4 -	2:38.535		
5 -	2:42.541		
42	Simon ARSCOTT	GBR	Austin Mini Cooper S
1 -	3:07.811	6 -	2:47.492
2 -	2:53.763	7 -	2:48.535
3 -	2:51.026	8 -	2:49.618
4 -	2:51.448		
5 -	2:48.964		
44	Robert NYQUIST	SWE	Ford Mustang
1 -	3:02.098	6 -	2:45.257
2 -	2:48.151	7 -	2:45.602
3 -	2:50.802	8 -	2:44.310
4 -	2:48.210		
5 -	2:45.248		
46	Mike WHITAKER	GBR	Ford Mustang
1 -	2:37.517	6 -	2:33.427
2 -	2:33.835	7 -	2:37.071
3 -	2:33.610	8 -	2:33.676
4 -	2:33.648		
5 -	2:33.393		
47	Bill SHEPHERD	GBR	Ford Mustang
1 -	2:54.542	6 -	2:36.225
2 -	2:39.956	7 -	2:35.942
3 -	2:36.301	8 -	2:36.419
4 -	2:35.577		
5 -	2:37.675		
51	Nicholas KING	GBR	Ford Mustang
1 -	2:45.189		
2 -	2:37.559		
3 -	2:38.692		

Weather/Track: Sun/Dry

www.mstworld.com

Page 4 of 8

Silverstone
Circuit Length = 3.6400 miles.
Start: 18:34 End: 18:54

Printed - 19:05 Sunday, 27 July 2014

Mustang Celebration Trophy Proudly Presented by Pure Michigan
RACE 22 - LAP ANALYSIS - Silverstone - 25-27 July 2014
 (contd.)

59	Robert BEEBEE	GBR	Austin Mini Cooper S
1 -	2:53.807	6 -	2:41.889
2 -	2:44.151	7 -	2:42.103
3 -	2:42.613	8 -	2:42.432
4 -	2:44.635		
5 -	2:42.164		
62	John AVILL	GBR	Ford Lotus Cortina
1 -	2:48.452	6 -	2:38.908
2 -	2:39.732	7 -	2:39.127
3 -	2:39.504	8 -	2:39.791
4 -	2:39.962		
5 -	2:39.247		
63	Neil CAWTHORNE	GBR	Ford Lotus Cortina
1 -	2:55.368	6 -	2:46.075
2 -	2:44.198	7 -	2:43.666
3 -	2:43.370	8 -	2:43.797
4 -	2:43.961		
5 -	2:54.816		
65	Nicholas RUDELL	GBR	Ford Mustang
1 -	3:08.239		
68	George DOUGLAS	IRL	Ford Mustang
1 -	3:11.024	6 -	2:51.544
2 -	2:54.928	7 -	2:54.304
3 -	2:52.497		
4 -	2:51.954		
5 -	2:52.790		
69	Roger WILLS	NZL	Mercury Comet Cyclone
1 -	2:39.626	6 -	2:33.646
2 -	2:32.898	7 -	2:33.968
3 -	2:33.004	8 -	2:33.678
4 -	2:34.659		
5 -	2:34.932		

Weather/Track: Sun/Dry

www.mstworld.com

Page 5 of 8

Silverstone
 Circuit Length = 3.6400 miles.
 Start: 18:34 End: 18:54
 Printed - 19:05 Sunday, 27 July 2014

Mustang Celebration Trophy Proudly Presented by Pure Michigan
RACE 22 - LAP ANALYSIS - Silverstone - 25-27 July 2014
 (contd.)

75	Richard BATEMAN	GBR	Ford Lotus Cortina
1 -	2:59.897	6 -	2:50.441
2 -	2:49.359	7 -	2:48.254
3 -	2:49.718	8 -	2:48.495
4 -	2:50.892		
5 -	2:49.758		
76	Nick SWIFT	GBR	Austin Mini Cooper S
1 -	2:55.210		
2 -	2:48.471P		
79	Mark MARTIN	GBR	Ford Lotus Cortina
1 -	2:54.120	6 -	2:46.128
2 -	2:44.831	7 -	2:43.685
3 -	2:43.246	8 -	2:44.030
4 -	2:44.978		
5 -	2:54.801		
81	Chris BEIGHTON	GBR	Ford Mustang
1 -	2:41.797	6 -	2:34.908
2 -	2:36.783	7 -	2:34.620
3 -	2:34.270	8 -	2:35.818
4 -	2:35.608		
5 -	2:34.765		
83	Michael STEELE	GBR	Ford Galaxie
1 -	2:47.202	6 -	2:38.134
2 -	2:39.772	7 -	2:39.904
3 -	2:38.020	8 -	2:37.675
4 -	2:38.687		
5 -	2:41.576		
85	Mark ASHWORTH	GBR	Ford Mustang
1 -	2:53.503	6 -	2:41.250
2 -	2:42.066	7 -	2:41.071
3 -	2:41.231	8 -	2:41.118
4 -	3:27.620		
5 -	2:42.896		

Weather/Track: Sun/Dry

www.mstworld.com

Page 6 of 8

Silverstone
 Circuit Length = 3.6400 miles.
 Start: 18:34 End: 18:54
 Printed - 19:05 Sunday, 27 July 2014

Mustang Celebration Trophy Proudly Presented by Pure Michigan
RACE 22 - LAP ANALYSIS - Silverstone - 25-27 July 2014
 (contd.)

88	Martin MELLING	GBR	Ford Falcon
1 -	2:57.252	6 -	2:41.854
2 -	2:45.994	7 -	2:41.954
3 -	2:43.919	8 -	2:42.016
4 -	2:44.559		
5 -	2:43.916		
89	Stephen AVERY	GBR	Ford Shelby Mustang GT350
1 -	2:41.574	6 -	2:36.470
2 -	2:37.606	7 -	2:37.999
3 -	2:35.567	8 -	2:37.772
4 -	2:35.151		
5 -	2:35.224		
111	Chas MALLARD	GBR	Ford Shelby Mustang GT350
1 -	2:40.556	6 -	2:36.803
2 -	2:35.879	7 -	2:36.845
3 -	2:36.172	8 -	2:37.224
4 -	2:37.857		
5 -	2:37.164		
120	David CLIFFORD	GBR	Ford Mustang
1 -	3:03.986	6 -	2:57.100P
2 -	2:48.458		
3 -	2:50.338		
4 -	2:50.045		
5 -	2:45.369		
128	Wayne LANGRIDGE	GBR	Ford Mustang
1 -	2:53.168	6 -	2:41.566
2 -	2:42.114	7 -	2:43.648
3 -	2:42.091	8 -	2:40.618
4 -	2:42.233		
5 -	2:43.410		
147	Tom ROCHE	GBR	Ford Mustang
1 -	2:33.383	6 -	2:34.184
2 -	2:32.891	7 -	2:34.890
3 -	2:33.349	8 -	2:35.392
4 -	2:33.961		
5 -	2:33.948		

Weather/Track: Sun/Dry

www.mstworld.com

Page 7 of 8

Silverstone
 Circuit Length = 3.6400 miles.
 Start: 18:34 End: 18:54
 Printed - 19:05 Sunday, 27 July 2014

Mustang Celebration Trophy Proudly Presented by Pure Michigan
RACE 22 - LAP ANALYSIS - Silverstone - 25-27 July 2014
 (contd.)

152	Gordon SHEDDEN	GBR	Ford Lotus Cortina
1 - 2:54.284 2 - 2:39.251 3 - 2:40.452P			
169	Steven SMITH	GBR	Ford Mustang
1 - 3:03.117 6 - 2:44.794 2 - 2:48.284 7 - 2:45.165 3 - 2:48.317 8 - 2:44.539 4 - 2:48.099 5 - 2:45.015			
183	Roger BUXTON	GBR	Ford Lotus Cortina
1 - 3:10.060 6 - 2:47.909 2 - 2:52.924 7 - 2:50.138 3 - 2:50.981 4 - 2:52.009 5 - 2:48.314			

Mustang Celebration Trophy Proudly Presented by Pure Michigan
RACE 22 - LAP CHART - Silverstone - 25-27 July 2014

Lap 1			Lap 2			Lap 3			Lap 4			Lap 5		
No	Behind	Laptime	No	Behind	Laptime	No	Behind	Laptime	No	Behind	Laptime	No	Behind	Laptime
37		2:30.292	37		2:30.450	37		2:31.138	37		2:30.490	37		2:30.882
1	0.672	2:30.964	1	0.454	2:30.232	1	0.277	2:30.961	1	0.501	2:30.714	1	0.174	2:30.555
147	3.091	2:33.383	147	5.532	2:32.891	147	7.743	2:33.349	147	11.214	2:33.961	147	14.280	2:33.948
3	5.091	2:35.383	3	8.768	2:34.127	6	12.189	2:33.406	6	15.180	2:33.481	6	17.871	2:33.573
35	5.965	2:36.257	6	9.921	2:34.234	3	12.559	2:34.929	46	16.240	2:33.648	46	18.751	2:33.393
6	6.137	2:36.429	46	10.610	2:33.835	46	13.082	2:33.610	3	17.084	2:35.015	35	20.014	2:33.577
46	7.225	2:37.517	35	11.100	2:35.585	35	13.303	2:33.341	35	17.319	2:34.506	69	21.867	2:34.932
22	9.152	2:39.444	69	11.782	2:32.898	69	13.648	2:33.004	69	17.817	2:34.659	22	28.836	2:36.641
69	9.334	2:39.626	22	14.357	2:35.655	22	18.183	2:34.964	22	23.077	2:35.384	81	29.971	2:34.765
111	10.264	2:40.556	111	15.693	2:35.879	111	20.727	2:36.172	81	26.088	2:35.608	89	31.870	2:35.224
89	11.282	2:41.574	81	17.838	2:36.783	81	20.970	2:34.270	89	27.528	2:35.151	111	34.376	2:37.164
81	11.505	2:41.797	89	18.438	2:37.606	89	22.867	2:35.567	111	28.094	2:37.857	16	45.688	2:39.499
8	12.473	2:42.765	5	20.584	2:37.470	5	28.239	2:38.793	5	36.183	2:38.434	41	48.424	2:42.541
5	13.564	2:43.856	41	21.399	2:37.615	41	28.720	2:38.459	41	36.765	2:38.535	8	48.967	2:40.340
41	14.234	2:44.526	51	22.006	2:37.559	51	29.560	2:38.692	16	37.071	2:37.530	11	49.316	2:41.748
51	14.897	2:45.189	16	23.005	2:37.890	16	30.031	2:38.164	11	38.450	2:37.905	47	50.799	2:37.675
11	15.247	2:45.539	8	24.030	2:42.007	8	30.719	2:37.827	8	39.509	2:39.280	83	52.005	2:41.576
16	15.565	2:45.857	11	24.288	2:39.491	11	31.035	2:37.885	83	41.311	2:38.687	62	53.645	2:39.247
83	16.910	2:47.202	83	26.232	2:39.772	83	33.114	2:38.020	47	44.006	2:35.577	10	57.238	2:40.166
62	18.160	2:48.452	62	27.442	2:39.732	62	35.808	2:39.504	62	45.280	2:39.962	128	1:09.764	2:43.410
10	19.123	2:49.415	10	29.009	2:40.336	10	38.112	2:40.241	10	47.954	2:40.332	28	1:10.544	2:44.424
38	21.409	2:51.701	38	31.823	2:40.864	47	38.919	2:36.301	38	56.575	2:43.469	38	1:11.063	2:45.370
28	22.155	2:52.447	152	32.793	2:39.251	152	42.107	2:40.452P	28	57.002	2:42.831	59	1:14.118	2:42.164
128	22.876	2:53.168	28	33.522	2:41.817	38	43.596	2:42.911	128	57.236	2:42.233	32	1:20.766	2:42.984
85	23.211	2:53.503	47	33.756	2:39.956	28	44.661	2:42.277	59	1:02.836	2:44.635	88	1:22.388	2:43.916
59	23.515	2:53.807	128	34.540	2:42.114	85	44.920	2:41.231	63	1:04.527	2:43.961	63	1:28.461	2:54.816
79	23.828	2:54.120	85	34.827	2:42.066	128	45.493	2:42.091	79	1:04.805	2:44.978	79	1:28.724	2:54.801
152	23.992	2:54.284	59	37.216	2:44.151	59	48.691	2:42.613	32	1:08.664	2:45.648	169	1:39.580	2:45.015
47	24.250	2:54.542	79	38.209	2:44.831	79	50.317	2:43.246	88	1:09.354	2:44.559	44	1:41.257	2:45.248
76	24.918	2:55.210	63	38.824	2:44.198	63	51.056	2:43.370	169	1:25.447	2:48.099	20	1:43.883	2:46.415
63	25.076	2:55.368	32	40.534	2:44.927	32	53.506	2:44.110	44	1:26.891	2:48.210	120	1:44.944	2:45.369
32	26.057	2:56.349	76	42.939	2:48.471P	88	55.285	2:43.919	75	1:27.496	2:50.892	75	1:46.372	2:49.758
88	26.960	2:57.252	88	42.504	2:45.994	75	1:07.094	2:49.718	20	1:28.350	2:48.427	40	1:47.267	2:48.493
75	29.605	2:59.897	75	48.514	2:49.359	169	1:07.838	2:48.317	40	1:29.656	2:50.215	21	1:47.693	2:47.600
44	31.806	3:02.098	44	49.507	2:48.151	44	1:09.171	2:50.802	120	1:30.457	2:50.045	85	1:54.064	2:42.896
40	32.449	3:02.741	40	50.016	2:48.017	40	1:09.931	2:51.053	21	1:30.975	2:50.136	42	1:59.760	2:48.964
169	32.825	3:03.117	169	50.659	2:48.284	20	1:10.413	2:49.638	42	1:41.678	2:51.448	183	2:01.036	2:48.314
120	33.694	3:03.986	120	51.702	2:48.458	120	1:10.902	2:50.338	85	1:42.050	3:27.620	68	2:09.941	2:52.790
21	35.131	3:05.423	20	51.913	2:46.890	21	1:11.329	2:49.589	183	1:43.604	2:52.009	34	2:18.889	2:53.415
20	35.473	3:05.765	21	52.878	2:48.197	42	1:20.720	2:51.026	68	1:48.033	2:51.954			
42	37.519	3:07.811	42	1:00.832	2:53.763	183	1:22.085	2:50.981	34	1:56.356	2:54.847			
65	37.947	3:08.239	183	1:02.242	2:52.924	68	1:26.569	2:52.497						
183	39.768	3:10.060	68	1:05.210	2:54.928	34	1:31.999	2:55.320						
68	40.732	3:11.024	34	1:07.817	2:54.938									
34	43.329	3:13.621												

Weather/Track: Sun/Dry

Silverstone
 Circuit Length = 3.6400 miles.
 Start: 18:34 End: 18:54

Mustang Celebration Trophy Proudly Presented by Pure Michigan
RACE 22 - LAP CHART - Silverstone - 25-27 July 2014
 (contd.)

Lap 6			Lap 7			Lap 8			Lap 9			Lap 10		
No	Behind	Laptime	No	Behind	Laptime	No	Behind	Laptime	No	Behind	Laptime	No	Behind	Laptime
37		2:30.763	37		2:31.102	1		2:34.940						
1	0.183	2:30.772	1	0.452	2:31.371	183	1 LAP	2:50.138						
147	17.701	2:34.184	34	1 LAP	2:54.197	68	1 LAP	2:54.304						
6	20.598	2:33.490	147	21.489	2:34.890	37	19.353	2:54.745						
46	21.415	2:33.427	6	22.294	2:32.798	147	21.489	2:35.392						
35	21.676	2:32.425	46	27.384	2:37.071	6	22.073	2:35.171						
69	24.750	2:33.646	69	27.616	2:33.968	46	25.668	2:33.676						
22	33.096	2:35.023	22	37.124	2:35.130	69	25.902	2:33.678						
81	34.116	2:34.908	81	37.634	2:34.620	34	1 LAP	2:53.677						
89	37.577	2:36.470	35	38.180	2:47.606	22	36.932	2:35.200						
111	40.416	2:36.803	89	44.474	2:37.999	35	37.293	2:34.505						
16	52.736	2:37.811	111	46.159	2:36.845	81	38.060	2:35.818						
47	56.261	2:36.225	16	58.612	2:36.978	89	46.854	2:37.772						
41	57.078	2:39.417	47	1:01.101	2:35.942	111	47.991	2:37.224						
8	57.314	2:39.110	8	1:05.063	2:38.851	16	1:00.796	2:37.576						
11	57.558	2:39.005	11	1:06.661	2:40.205	47	1:02.128	2:36.419						
83	59.376	2:38.134	83	1:08.178	2:39.904	8	1:07.751	2:38.080						
62	1:01.790	2:38.908	41	1:09.326	2:43.350	11	1:08.621	2:37.352						
10	1:07.518	2:41.043	62	1:09.815	2:39.127	83	1:10.461	2:37.675						
128	1:20.567	2:41.566	10	1:16.984	2:40.568	41	1:13.794	2:39.860						
28	1:20.998	2:41.217	28	1:32.019	2:42.123	62	1:14.214	2:39.791						
38	1:23.237	2:42.937	128	1:33.113	2:43.648	10	1:22.287	2:40.695						
59	1:25.244	2:41.889	38	1:34.626	2:42.491	128	1:38.339	2:40.618						
32	1:32.438	2:42.435	59	1:36.245	2:42.103	28	1:38.929	2:42.302						
88	1:33.479	2:41.854	32	1:43.873	2:42.537	38	1:39.751	2:40.517						
63	1:43.773	2:46.075	88	1:44.331	2:41.954	59	1:43.285	2:42.432						
79	1:44.089	2:46.128	63	1:56.337	2:43.666	88	1:50.955	2:42.016						
169	1:53.611	2:44.794	79	1:56.672	2:43.685	32	1:51.549	2:43.068						
44	1:55.751	2:45.257	169	2:07.674	2:45.165	63	2:04.742	2:43.797						
20	1:58.994	2:45.874	44	2:10.251	2:45.602	79	2:05.310	2:44.030						
40	2:04.202	2:47.698	20	2:11.819	2:43.927	169	2:16.821	2:44.539						
85	2:04.551	2:41.250	85	2:14.520	2:41.071	44	2:19.169	2:44.310						
21	2:05.412	2:48.482	40	2:21.408	2:48.308	85	2:20.246	2:41.118						
75	2:06.050	2:50.441	21	2:21.791	2:47.481	20	2:20.669	2:44.242						
120	2:11.281	2:57.100P	75	2:23.202	2:48.254	40	2:32.695	2:46.679						
42	2:16.489	2:47.492	42	2:33.922	2:48.535	21	2:33.194	2:46.795						
183	2:18.182	2:47.909				75	2:36.305	2:48.495						
68	2:30.722	2:51.544				42	2:48.148	2:49.618						

Jack Brabham Memorial Trophy for HGPCA Pre'66 Grand Prix Cars

RACE 8 - QUALIFYING - Silverstone - 25-27 July 2014

POS	NO	CL	DRIVER	NAT	CAR	TIME	LAPS	GAP	MPH
1	17	12	Jason MINSHAW	GBR	Brabham BT4	2:19.405	5		94.00
2	29	7B	Miles GRIFFITHS	GBR	Cooper T51	2:21.660	7	2.255	92.50
3	25	11	Andy MIDDLEHURST	GBR	Lotus 25 R4	2:22.764	6	3.359	91.78
4	11	12	Jon FAIRLEY	GBR	Brabham BT11	2:23.599	8	4.194	91.25
5	22	12	Peter HORSMAN	GBR	Lotus 18/21 P1	2:23.941	8	4.536	91.03
6	10	7B	William NUTHALL	GBR	Cooper T53	2:24.320	4	4.915	90.79
7	4	11	Andrew BEAUMONT	GBR	Lotus 24 944	2:26.665	8	7.260	89.34
8	1	12	John HARPER	GBR	Cooper T51	2:27.011	8	7.606	89.13
9	66	11	Sidney HOOLE	GBR	Cooper T66	2:28.831	6	9.426	88.04
10	71	10	Alan BAILLIE	GBR	Cooper T71/73	2:30.568	8	11.163	87.03
11	37	10	Eddy PERK	NLD	Heron F1	2:30.595	7	11.190	87.01
12	50	10	Peter STUDER	CHE	Lotus 24 950	2:30.962	8	11.557	86.80
13	7	12	Max BLEES	DEU	Brabham BT7A	2:31.538	7	12.133	86.47
14	24	11	David COPLOWE*	GBR	Lotus 24 947	2:32.927	7	13.522	85.68
15	77	7B	Paul GRIFFIN	GBR	Cooper T51	2:35.113	8	15.708	84.48
16	3	10	Barry CANNELL	GBR	Lola Mk3	2:35.506	8	16.101	84.26
17	8	9	Tony DITHERIDGE	GBR	Cooper T45	2:36.937	8	17.532	83.49
18	33	12	Andrea GUARINO	ITA	Lotus 18 370	2:39.233	8	19.828	82.29
19	12	10	James WOOD*	GBR	Gilby F1	2:40.575	7	21.170	81.60
20	21	10	Federico BURATTI	ITA	Lotus 21 937	2:40.678	7	21.273	81.55
21	111	12	Andrew WAREING	GBR	Brabham BT11A	2:41.547	3	22.142	81.11
22	43	9	Tania PILKINGTON	GBR	Cooper T43	2:42.446	7	23.041	80.66
23	53	12	Scotty TAYLOR	AUS	Cooper T53	2:44.171	7	24.766	79.81
24	56	12	John EVANS	GBR	Cooper T56	2:45.130	5	25.725	79.35
25	72	10	Larry KINCH*	GBR	Lotus 32	2:45.298	7	25.893	79.27
26	93	12	Helmut GASSMANN	DEU	Lotus 18	2:45.329	6	25.924	79.26
27	30	12	Rodger NEWMAN	GBR	Brabham BT14	2:46.528	7	27.123	78.68
28	27	9	Christopher WILSON	GBR	Cooper Maserati T51	2:50.457	6	31.052	76.87
29	51	9	Andrew HAYDEN	GBR	Cooper T51	2:57.404	7	37.999	73.86
30	9	9	John DAVIES	AUS	Cooper T45	2:57.976	7	38.571	73.62
31	120	9	Christopher LUNN	GBR	Cooper T45	3:00.205	2	40.800	72.71
32	36	10	Tony BEST	GBR	Lotus 21 934	3:00.523	3	41.118	72.58
33	19	10	Denis WELCH	GBR	Lotus 18 375	13:19.148	1	10:59.743	16.39

*Car 24 requires a working transponder - Regulation Q.12.2.1 refers.

*Cars 12 & 72 must correct/fit numbers, Q11.2, J4 refer. Weather/Track: Sun/Dry.

These results are provisional until the conclusion of any judicial and technical matters.

Silverstone

Circuit Length = 3.6400 miles.

Start: 15:39 End: 15:59

Clerk of the Course:

Timekeeper:

**Jack Brabham Memorial Trophy for HGPCA Pre'66 Grand Prix Cars
RACE 8 - QUALIFYING LAP ANALYSIS - Silverstone - 25-27 July 2014**

1	John HARPER	GBR	Cooper T51
1 -	X:00.000	6 -	2:28.145
2 -	2:29.999	7 -	2:29.075
3 -	2:27.011	8 -	2:28.025
4 -	2:29.845		
5 -	2:28.266		
3	Barry CANNELL	GBR	Lola Mk3
1 -	X:00.000	6 -	2:43.114
2 -	2:39.064	7 -	2:37.329
3 -	2:38.504	8 -	2:35.506
4 -	2:39.218		
5 -	2:38.154		
4	Andrew BEAUMONT	GBR	Lotus 24 944
1 -	X:00.000	6 -	2:28.889
2 -	2:27.523	7 -	2:26.665
3 -	2:27.405	8 -	2:30.669
4 -	2:29.920		
5 -	2:32.713		
7	Max BLEES	DEU	Brabham BT7A
1 -	X:00.000	6 -	2:31.547
2 -	2:50.236	7 -	2:31.538
3 -	2:49.158		
4 -	2:38.770		
5 -	2:37.025		
8	Tony DITHERIDGE	GBR	Cooper T45
1 -	X:00.000	6 -	2:56.679
2 -	2:41.882	7 -	2:37.638
3 -	2:36.937	8 -	2:37.083
4 -	2:43.614		
5 -	2:39.893		
9	John DAVIES	AUS	Cooper T45
1 -	X:00.000	6 -	2:57.976
2 -	2:59.241	7 -	3:01.155
3 -	3:02.411		
4 -	2:59.565		
5 -	2:59.316		

*Car 24 requires a working transponder - Regulation Q.12.2.1 refers.

*Cars 12 & 72 must correct/fit numbers, Q11.2, J4 refer. Weather/Track: Sun/Dry.

Jack Brabham Memorial Trophy for HGPCA Pre'66 Grand Prix Cars
RACE 8 - QUALIFYING LAP ANALYSIS - Silverstone - 25-27 July 2014
 (contd.)

10	William NUTHALL	GBR	Cooper T53
1 - X:00.000 2 - 2:24.320 3 - 2:28.300 4 - 2:43.804P			
11	Jon FAIRLEY	GBR	Brabham BT11
1 - X:00.000 6 - 2:25.879 2 - 2:33.178 7 - 2:23.993 3 - 2:26.830 8 - 2:23.599 4 - 2:26.275 5 - 2:24.371			
12	James WOOD*	GBR	Gilby F1
1 - X:00.000 6 - 2:46.008 2 - 2:44.785 7 - 2:51.738P 3 - 2:40.575 4 - 3:01.382 5 - 2:53.593			
17	Jason MINSHAW	GBR	Brabham BT4
1 - X:00.000 2 - 2:20.809 3 - 2:19.405 4 - 2:20.112 5 - 2:31.575P			
19	Denis WELCH	GBR	Lotus 18 375
1 - X:00.000			
21	Federico BURATTI	ITA	Lotus 21 937
1 - X:00.000 6 - 2:41.425 2 - 2:40.678 7 - 2:42.140 3 - 3:07.264 4 - 2:42.594 5 - 2:54.485			

*Car 24 requires a working transponder - Regulation Q.12.2.1 refers.

*Cars 12 & 72 must correct/fit numbers, Q11.2, J4 refer. Weather/Track: Sun/Dry.

Jack Brabham Memorial Trophy for HGPCA Pre'66 Grand Prix Cars
RACE 8 - QUALIFYING LAP ANALYSIS - Silverstone - 25-27 July 2014
 (contd.)

22	Peter HORSMAN	GBR	Lotus 18/21 P1
1 -	X:00.000	6 -	2:30.184
2 -	2:27.950	7 -	2:23.941
3 -	2:25.116	8 -	2:24.722
4 -	2:28.927		
5 -	2:26.277		
24	David COPLOWE*	GBR	Lotus 24 947
1 -	X:00.000	6 -	4:57.073
2 -	2:40.992	7 -	2:32.927
3 -	2:35.078		
4 -	2:37.703		
5 -	2:40.068P		
25	Andy MIDDLEHURST	GBR	Lotus 25 R4
1 -	X:00.000	6 -	2:24.486
2 -	2:24.644		
3 -	2:22.764		
4 -	2:40.383P		
5 -	8:33.331		
27	Christopher WILSON	GBR	Cooper Maserati T51
1 -	X:00.000	6 -	3:03.044P
2 -	2:52.557		
3 -	2:50.457		
4 -	2:51.579		
5 -	2:52.529		
29	Miles GRIFFITHS	GBR	Cooper T51
1 -	X:00.000	6 -	2:23.940
2 -	2:21.660	7 -	2:36.408P
3 -	2:22.965		
4 -	2:31.976P		
5 -	5:12.524		
30	Rodger NEWMAN	GBR	Brabham BT14
1 -	X:00.000	6 -	2:49.100
2 -	2:52.353	7 -	2:46.528
3 -	2:53.342		
4 -	2:50.378		
5 -	2:51.119		

*Car 24 requires a working transponder - Regulation Q.12.2.1 refers.

*Cars 12 & 72 must correct/fit numbers, Q11.2, J4 refer. Weather/Track: Sun/Dry.

Jack Brabham Memorial Trophy for HGPCA Pre'66 Grand Prix Cars
RACE 8 - QUALIFYING LAP ANALYSIS - Silverstone - 25-27 July 2014
 (contd.)

31	TBD		
33	Andrea GUARINO	ITA	Lotus 18 370
	1 - X:00.000	6 - 2:39.389	
	2 - 2:43.917	7 - 2:41.064	
	3 - 2:39.663	8 - 2:39.233	
	4 - 2:41.985		
	5 - 2:40.671		
36	Tony BEST	GBR	Lotus 21 934
	1 - X:00.000		
	2 - 3:00.523		
	3 - 3:47.853P		
37	Eddy PERK	NLD	Heron F1
	1 - X:00.000	6 - 2:31.238	
	2 - 2:34.908	7 - 2:30.595	
	3 - 3:23.957		
	4 - 2:33.832		
	5 - 2:31.370		
43	Tania PILKINGTON	GBR	Cooper T43
	1 - X:00.000	6 - 2:43.174	
	2 - 2:53.257	7 - 2:42.446	
	3 - 2:57.947		
	4 - 2:53.771		
	5 - 2:43.806		
50	Peter STUDER	CHE	Lotus 24 950
	1 - X:00.000	6 - 2:33.646	
	2 - 2:39.528	7 - 2:31.656	
	3 - 2:35.759	8 - 2:30.962	
	4 - 2:39.475		
	5 - 2:34.736		

*Car 24 requires a working transponder - Regulation Q.12.2.1 refers.

*Cars 12 & 72 must correct/fit numbers, Q11.2, J4 refer. Weather/Track: Sun/Dry.

Jack Brabham Memorial Trophy for HGPCA Pre'66 Grand Prix Cars
RACE 8 - QUALIFYING LAP ANALYSIS - Silverstone - 25-27 July 2014
 (contd.)

51	Andrew HAYDEN	GBR	Cooper T51
1 -	X:00.000	6 -	3:00.622
2 -	3:02.170	7 -	2:57.404
3 -	3:05.448		
4 -	3:02.771		
5 -	3:00.316		
53	Scotty TAYLOR	AUS	Cooper T53
1 -	X:00.000	6 -	2:44.807
2 -	2:47.571	7 -	2:45.279
3 -	2:53.733		
4 -	2:44.171		
5 -	2:48.970		
56	John EVANS	GBR	Cooper T56
1 -	X:00.000		
2 -	2:45.130		
3 -	2:47.557		
4 -	2:48.628		
5 -	2:53.835P		
66	Sidney HOOLE	GBR	Cooper T66
1 -	X:00.000	6 -	2:30.926
2 -	2:34.487		
3 -	2:31.445		
4 -	2:28.831		
5 -	2:29.631		
71	Alan BAILLIE	GBR	Cooper T71/73
1 -	X:00.000	6 -	2:30.568
2 -	2:31.171	7 -	2:32.278
3 -	2:31.900	8 -	2:31.070
4 -	2:47.042		
5 -	2:31.977		
72	Larry KINCH*	GBR	Lotus 32
1 -	X:00.000	6 -	2:49.654
2 -	2:47.438	7 -	2:50.650
3 -	2:45.298		
4 -	2:46.227		
5 -	2:49.529		

*Car 24 requires a working transponder - Regulation Q.12.2.1 refers.

*Cars 12 & 72 must correct/fit numbers, Q11.2, J4 refer. Weather/Track: Sun/Dry.

Jack Brabham Memorial Trophy for HGPCA Pre'66 Grand Prix Cars
RACE 8 - QUALIFYING LAP ANALYSIS - Silverstone - 25-27 July 2014
 (contd.)

77	Paul GRIFFIN	GBR	Cooper T51
1 -	X:00.000	6 -	2:35.497
2 -	2:40.097	7 -	2:35.113
3 -	2:35.500	8 -	2:35.706
4 -	2:37.422		
5 -	2:35.527		
93	Helmut GASSMANN	DEU	Lotus 18
1 -	X:00.000	6 -	2:48.176P
2 -	2:53.291		
3 -	2:49.386		
4 -	2:47.761		
5 -	2:45.329		
111	Andrew WAREING	GBR	Brabham BT11A
1 -	X:00.000		
2 -	2:41.547		
3 -	3:09.679P		
120	Christopher LUNN	GBR	Cooper T45
1 -	X:00.000		
2 -	3:00.205		

*Car 24 requires a working transponder - Regulation Q.12.2.1 refers.

*Cars 12 & 72 must correct/fit numbers, Q11.2, J4 refer. Weather/Track: Sun/Dry.

Jack Brabham Memorial Trophy for HGPCA Pre'66 Grand Prix Cars

RACE 8 - AMENDED GRID - Silverstone - 25-27 July 2014

ROW 17	26	WAREING*	
ROW 16		36	BEST
ROW 15	9	DAVIES	120
ROW 14		27	WILSON
ROW 13	93	GASSMANN	30
ROW 12		56	EVANS
ROW 11	43	PILKINGTON	53
ROW 10		12	WOOD
ROW 9	8	DITHERIDGE	33
ROW 8		77	GRIFFIN
ROW 7	7	BLEES	24
ROW 6		37	PERK
ROW 5	66	HOOLE	71
ROW 4		4	BEAUMONT
ROW 3	22	HORSMAN	10
ROW 2		25	MIDDLEHURST
ROW 1	17	MINSHAW	29
		POLE	

Car 19 allowed to start from back of grid.
 *Car 26 to start from back with 10 second delay.

Silverstone
 Circuit Length = 3.6400 miles.
 Start: 15:39 End: 15:59

Clerk of the Course:		Timekeeper:
----------------------	--	-------------

Jack Brabham Memorial Trophy for HGPCA Pre'66 Grand Prix Cars

RACE 8 - CLASSIFICATION - Silverstone - 25-27 July 2014

POS	NO	CL	DRIVER	NAT	CAR	TIME	LAPS	GAP	MPH	BEST
1	17	12	Jason MINSHAW	GBR	Brabham BT4	21:03.898	9		93.07	2:18.516
2	11	12	Jon FAIRLEY	GBR	Brabham BT11	21:07.323	9	3.425	92.82	2:19.122
3	22	12	Peter HORSMAN	GBR	Lotus 18/21 P1	21:18.188	9	14.290	92.03	2:20.365
4	25	11	Andy MIDDLEHURST	GBR	Lotus 25 R4	21:33.101	9	29.203	90.97	2:22.456
5	10	7B	William NUTHALL	GBR	Cooper T53	21:50.697	9	46.799	89.74	2:22.852
6	1	12	John HARPER	GBR	Cooper T51	22:09.739	9	1:05.841	88.46	2:25.185
7	4	11	Andrew BEAUMONT	GBR	Lotus 24 944	22:18.034	9	1:14.136	87.91	2:26.983
8	7	12	Max BLEES	DEU	Brabham BT7A	22:18.532	9	1:14.634	87.88	2:23.978
9	50	10	Peter STUDER	CHE	Lotus 24 950	22:30.083	9	1:26.185	87.13	2:27.020
10	71	10	Alan BAILLIE	GBR	Cooper T71/73	22:34.959	9	1:31.061	86.81	2:29.125
11	3	10	Barry CANNELL	GBR	Lola Mk3	23:04.182	9	2:00.284	84.98	2:31.071
12	8	9	Tony DITHERIDGE	GBR	Cooper T45	23:38.447	9	2:34.549	82.93	2:35.811
13	21	10	Federico BURATTI	ITA	Lotus 21 937	23:38.871	9	2:34.973	82.90	2:34.387
14	24	11	David COPLOWE	GBR	Lotus 24 947	23:56.281	9	2:52.383	81.90	2:32.402
15	33	12	Andrea GUARINO	ITA	Lotus 18 370	21:17.920	8	1 LAP	81.79	2:36.744
16	30	12	Rodger NEWMAN	GBR	Brabham BT14	21:21.302	8	1 LAP	81.58	2:37.838
17	26	11	Andrew WAREING*	GBR	BRM	21:21.649	8	1 LAP	81.55	2:35.076
18	12	10	James WOOD	GBR	Gilby F1	21:30.081	8	1 LAP	81.02	2:38.178
19	53	12	Scotty TAYLOR	AUS	Cooper T53	21:38.323	8	1 LAP	80.51	2:38.301
20	72	10	Larry KINCH	GBR	Lotus 32	21:54.742	8	1 LAP	79.50	2:41.165
21	43	9	Tania PILKINGTON	GBR	Cooper T43	22:00.465	8	1 LAP	79.16	2:39.672
22	27	9	Christopher WILSON	GBR	Cooper Maserati T51	22:14.043	8	1 LAP	78.35	2:43.365
23	93	12	Helmut GASSMANN	DEU	Lotus 18	22:23.605	8	1 LAP	77.79	2:40.574
24	120	9	Christopher LUNN	GBR	Cooper T45	23:07.606	8	1 LAP	75.33	2:49.435
25	9	9	John DAVIES	AUS	Cooper T45	23:08.853	8	1 LAP	75.26	2:51.071

NOT CLASSIFIED

37	10	Eddy PERK	NLD	Heron F1	17:37.298	7	D.N.F.	86.47	2:27.470
19	10	Denis WELCH	GBR	Lotus 18 375	13:25.580	5	D.N.F.	80.95	2:27.566
29	7B	Miles GRIFFITHS	GBR	Cooper T51	9:25.755	4	D.N.F.	92.11	2:20.412
56	12	John EVANS	GBR	Cooper T56	12:57.836	3	D.N.F.	50.15	2:51.213
51	9	Andrew HAYDEN	GBR	Cooper T51		0	D.N.F.	N/A	

FASTEST LAP

17	12	Jason MINSHAW		Brabham BT4	2:18.516	6	94.60mph	152.24kph
29	7B	Miles GRIFFITHS		Cooper T51	2:20.412	4	93.32mph	150.19kph
25	11	Andy MIDDLEHURST		Lotus 25 R4	2:22.456	5	91.98mph	148.03kph
50	10	Peter STUDER		Lotus 24 950	2:27.020	6	89.13mph	143.44kph
8	9	Tony DITHERIDGE		Cooper T45	2:35.811	6	84.10mph	135.34kph

Weather/Track: Bright/Dry

These results are provisional until the conclusion of any judicial and technical matters.

Silverstone
Circuit Length = 3.6400 miles.
Start: 16:27 End: 16:48

Clerk of the Course:

Timekeeper:

**Jack Brabham Memorial Trophy for HGPCA Pre'66 Grand Prix Cars
RACE 8 - LAP ANALYSIS - Silverstone - 25-27 July 2014**

1	John HARPER	GBR	Cooper T51
1 -	2:39.650	6 -	2:25.816
2 -	2:27.150	7 -	2:27.198
3 -	2:25.185	8 -	2:25.455
4 -	2:25.836	9 -	2:27.746
5 -	2:25.703		
3	Barry CANNELL	GBR	Lola Mk3
1 -	2:44.589	6 -	2:32.775
2 -	2:34.867	7 -	2:31.999
3 -	2:32.907	8 -	2:31.071
4 -	2:32.097	9 -	2:31.986
5 -	2:31.891		
4	Andrew BEAUMONT	GBR	Lotus 24 944
1 -	2:32.889	6 -	2:27.157
2 -	2:26.983	7 -	2:27.424
3 -	2:27.761	8 -	2:29.136
4 -	2:28.563	9 -	2:29.895
5 -	2:28.226		
7	Max BLEES	DEU	Brabham BT7A
1 -	2:37.089	6 -	2:26.900
2 -	2:30.283	7 -	2:26.861
3 -	2:29.785	8 -	2:27.120
4 -	2:27.875	9 -	2:23.978
5 -	2:28.641		
8	Tony DITHERIDGE	GBR	Cooper T45
1 -	2:43.856	6 -	2:35.811
2 -	2:38.558	7 -	2:36.936
3 -	2:36.226	8 -	2:35.875
4 -	2:36.650	9 -	2:37.853
5 -	2:36.682		
9	John DAVIES	AUS	Cooper T45
1 -	2:58.558	6 -	2:53.662
2 -	2:52.914	7 -	2:51.071
3 -	2:56.414	8 -	2:51.709
4 -	2:52.473		
5 -	2:52.052		

Weather/Track: Bright/Dry

Jack Brabham Memorial Trophy for HGPCA Pre'66 Grand Prix Cars
RACE 8 - LAP ANALYSIS - Silverstone - 25-27 July 2014
 (contd.)

10	William NUTHALL	GBR	Cooper T53
1 -	2:30.337	6 -	2:25.151
2 -	2:23.491	7 -	2:26.675
3 -	2:22.852	8 -	2:26.135
4 -	2:24.896	9 -	2:25.260
5 -	2:25.900		
11	Jon FAIRLEY	GBR	Brabham BT11
1 -	2:24.742	6 -	2:19.970
2 -	2:20.546	7 -	2:20.374
3 -	2:20.823	8 -	2:20.116
4 -	2:20.059	9 -	2:21.571
5 -	2:19.122		
12	James WOOD	GBR	Gilby F1
1 -	2:50.143	6 -	2:38.474
2 -	2:40.536	7 -	2:39.020
3 -	2:44.103	8 -	2:39.706
4 -	2:39.921		
5 -	2:38.178		
17	Jason MINSHAW	GBR	Brabham BT4
1 -	2:23.514	6 -	2:18.516
2 -	2:20.097	7 -	2:19.615
3 -	2:20.341	8 -	2:20.860
4 -	2:20.228	9 -	2:20.546
5 -	2:20.181		
19	Denis WELCH	GBR	Lotus 18 375
1 -	2:40.395		
2 -	2:27.566		
3 -	2:29.354		
4 -	2:28.793		
5 -	3:19.472P		
21	Federico BURATTI	ITA	Lotus 21 937
1 -	2:46.035	6 -	2:34.387
2 -	2:37.201	7 -	2:34.409
3 -	2:36.840	8 -	2:34.750
4 -	2:35.925	9 -	2:41.274
5 -	2:38.050		

Weather/Track: Bright/Dry

www.mstworld.com

Page 2 of 5

Silverstone
 Circuit Length = 3.6400 miles.
 Start: 16:27 End: 16:48
 Printed - 16:52 Saturday, 26 July 2014

Jack Brabham Memorial Trophy for HGPCA Pre'66 Grand Prix Cars
RACE 8 - LAP ANALYSIS - Silverstone - 25-27 July 2014
 (contd.)

22	Peter HORSMAN	GBR	Lotus 18/21 P1
1 -	2:26.452	6 -	2:20.913
2 -	2:20.823	7 -	2:22.936
3 -	2:20.495	8 -	2:22.789
4 -	2:21.101	9 -	2:22.314
5 -	2:20.365		
24	David COPLOWE	GBR	Lotus 24 947
1 -	2:41.474	6 -	2:35.288
2 -	2:35.765	7 -	2:38.507
3 -	2:36.452	8 -	2:46.964
4 -	2:32.735	9 -	2:56.694
5 -	2:32.402		
25	Andy MIDDLEHURST	GBR	Lotus 25 R4
1 -	2:29.798	6 -	2:22.563
2 -	2:23.575	7 -	2:23.018
3 -	2:23.078	8 -	2:22.760
4 -	2:22.789	9 -	2:23.064
5 -	2:22.456		
26	Andrew WAREING*	GBR	BRM
1 -	2:58.716	6 -	2:36.192
2 -	2:40.582	7 -	2:36.565
3 -	2:35.076	8 -	2:41.977
4 -	2:35.315		
5 -	2:37.226		
27	Christopher WILSON	GBR	Cooper Maserati T51
1 -	2:56.927	6 -	2:48.706
2 -	2:46.696	7 -	2:43.365
3 -	2:46.426	8 -	2:43.402
4 -	2:44.595		
5 -	2:43.926		
29	Miles GRIFFITHS	GBR	Cooper T51
1 -	2:24.008		
2 -	2:20.453		
3 -	2:20.882		
4 -	2:20.412		

Weather/Track: Bright/Dry

www.mstworld.com

Page 3 of 5

Silverstone
 Circuit Length = 3.6400 miles.
 Start: 16:27 End: 16:48

Printed - 16:52 Saturday, 26 July 2014

Jack Brabham Memorial Trophy for HGPCA Pre'66 Grand Prix Cars
RACE 8 - LAP ANALYSIS - Silverstone - 25-27 July 2014
 (contd.)

30	Rodger NEWMAN	GBR	Brabham BT14
1 -	2:50.535	6 -	2:37.838
2 -	2:39.440	7 -	2:38.253
3 -	2:38.624	8 -	2:38.646
4 -	2:38.226		
5 -	2:39.740		
33	Andrea GUARINO	ITA	Lotus 18 370
1 -	2:49.784	6 -	2:39.732
2 -	2:39.412	7 -	2:37.602
3 -	2:37.992	8 -	2:36.744
4 -	2:38.352		
5 -	2:38.302		
37	Eddy PERK	NLD	Heron F1
1 -	2:34.074	6 -	2:28.606
2 -	2:28.841	7 -	2:42.639
3 -	2:27.599		
4 -	2:28.069		
5 -	2:27.470		
43	Tania PILKINGTON	GBR	Cooper T43
1 -	2:52.624	6 -	2:41.359
2 -	2:39.672	7 -	2:48.911
3 -	2:40.298	8 -	2:55.888
4 -	2:40.263		
5 -	2:41.450		
50	Peter STUDER	CHE	Lotus 24 950
1 -	2:37.298	6 -	2:27.020
2 -	2:30.492	7 -	2:28.267
3 -	2:29.805	8 -	2:29.889
4 -	2:29.100	9 -	2:29.790
5 -	2:28.422		
51	Andrew HAYDEN	GBR	Cooper T51

Weather/Track: Bright/Dry

Jack Brabham Memorial Trophy for HGPCA Pre'66 Grand Prix Cars
RACE 8 - LAP ANALYSIS - Silverstone - 25-27 July 2014
 (contd.)

53	Scotty TAYLOR	AUS	Cooper T53
1 -	2:52.157	6 -	2:40.681
2 -	2:38.301	7 -	2:40.136
3 -	2:39.284	8 -	2:45.074
4 -	2:42.284		
5 -	2:40.406		
56	John EVANS	GBR	Cooper T56
1 -	2:51.213		
2 -	3:02.083P		
3 -	7:04.540P		
71	Alan BAILLIE	GBR	Cooper T71/73
1 -	2:35.743	6 -	2:29.835
2 -	2:30.809	7 -	2:29.743
3 -	2:30.202	8 -	2:29.508
4 -	2:29.125	9 -	2:29.651
5 -	2:30.343		
72	Larry KINCH	GBR	Lotus 32
1 -	2:53.517	6 -	2:43.833
2 -	2:41.711	7 -	2:44.145
3 -	2:42.023	8 -	2:44.831
4 -	2:41.165		
5 -	2:43.517		
93	Helmut GASSMANN	DEU	Lotus 18
1 -	2:59.279	6 -	3:07.397
2 -	2:44.766	7 -	2:43.168
3 -	2:43.788	8 -	2:43.440
4 -	2:40.574		
5 -	2:41.193		
120	Christopher LUNN	GBR	Cooper T45
1 -	3:00.797	6 -	2:55.949
2 -	2:51.224	7 -	2:51.463
3 -	2:54.107	8 -	2:49.435
4 -	2:50.487		
5 -	2:54.144		

Weather/Track: Bright/Dry

www.mstworld.com

Page 5 of 5

Silverstone
 Circuit Length = 3.6400 miles.
 Start: 16:27 End: 16:48
 Printed - 16:52 Saturday, 26 July 2014

**Jack Brabham Memorial Trophy for HGPCA Pre'66 Grand Prix Cars
RACE 8 - LAP CHART - Silverstone - 25-27 July 2014**

Lap 1			Lap 2			Lap 3			Lap 4			Lap 5		
No	Behind	Laptime	No	Behind	Laptime	No	Behind	Laptime	No	Behind	Laptime	No	Behind	Laptime
17		2:23.514	17		2:20.097	17		2:20.341	17		2:20.228	17		2:20.181
29	0.494	2:24.008	29	0.850	2:20.453	29	1.391	2:20.882	29	1.575	2:20.412	11	0.931	2:19.122
11	1.228	2:24.742	11	1.677	2:20.546	11	2.159	2:20.823	11	1.990	2:20.059	22	4.875	2:20.365
22	2.938	2:26.452	22	3.664	2:20.823	22	3.818	2:20.495	22	4.691	2:21.101	25	17.335	2:22.456
25	6.284	2:29.798	25	9.762	2:23.575	25	12.499	2:23.078	25	15.060	2:22.789	10	23.115	2:25.900
10	6.823	2:30.337	10	10.217	2:23.491	10	12.728	2:22.852	10	17.396	2:24.896	1	39.163	2:25.703
4	9.375	2:32.889	4	16.261	2:26.983	4	23.681	2:27.761	4	32.016	2:28.563	4	40.061	2:28.226
37	10.560	2:34.074	37	19.304	2:28.841	37	26.562	2:27.599	1	33.641	2:25.836	37	41.692	2:27.470
71	12.229	2:35.743	71	22.941	2:30.809	1	28.033	2:25.185	37	34.403	2:28.069	7	49.312	2:28.641
7	13.575	2:37.089	1	23.189	2:27.150	71	32.802	2:30.202	7	40.852	2:27.875	50	50.756	2:28.422
50	13.784	2:37.298	7	23.761	2:30.283	7	33.205	2:29.785	71	41.699	2:29.125	71	51.861	2:30.343
1	16.136	2:39.650	50	24.179	2:30.492	19	33.363	2:29.354	19	41.928	2:28.793	3	1:11.990	2:31.891
19	16.881	2:40.395	19	24.350	2:27.566	50	33.643	2:29.805	50	42.515	2:29.100	56	2 LAPS	7:04.540P
24	17.960	2:41.474	24	33.628	2:35.765	3	48.411	2:32.907	3	1:00.280	2:32.097	24	1:14.467	2:32.402
8	20.342	2:43.856	3	35.845	2:34.867	24	49.739	2:36.452	24	1:02.246	2:32.735	8	1:27.611	2:36.682
3	21.075	2:44.589	8	38.803	2:38.558	8	54.688	2:36.226	8	1:11.110	2:36.650	21	1:29.690	2:38.050
21	22.521	2:46.035	21	39.625	2:37.201	21	56.124	2:36.840	21	1:11.821	2:35.925	33	1:39.481	2:38.302
33	26.270	2:49.784	33	45.585	2:39.412	33	1:03.236	2:37.992	33	1:21.360	2:38.352	19	1:41.219	3:19.472P
12	26.629	2:50.143	30	46.364	2:39.440	30	1:04.647	2:38.624	30	1:22.645	2:38.226	30	1:42.204	2:39.740
30	27.021	2:50.535	53	46.847	2:38.301	53	1:05.790	2:39.284	26	1:25.509	2:35.315	26	1:42.554	2:37.226
56	27.699	2:51.213	12	47.068	2:40.536	43	1:08.642	2:40.298	53	1:27.846	2:42.284	53	1:48.071	2:40.406
53	28.643	2:52.157	43	48.685	2:39.672	26	1:10.422	2:35.076	43	1:28.677	2:40.263	12	1:48.520	2:38.178
43	29.110	2:52.624	72	51.617	2:41.711	12	1:10.830	2:44.103	12	1:30.523	2:39.921	43	1:49.946	2:41.450
72	30.003	2:53.517	26	55.687	2:40.582	72	1:13.299	2:42.023	72	1:34.236	2:41.165	72	1:57.572	2:43.517
27	33.413	2:56.927	27	1:00.012	2:46.696	93	1:23.881	2:43.788	93	1:44.227	2:40.574	93	2:05.239	2:41.193
9	35.044	2:58.558	93	1:00.434	2:44.766	27	1:26.097	2:46.426	27	1:50.464	2:44.595	27	2:14.209	2:43.926
26	35.202	2:58.716	9	1:07.861	2:52.914	120	1:42.176	2:54.107	120	2:12.435	2:50.487			
93	35.765	2:59.279	120	1:08.410	2:51.224	9	1:43.934	2:56.414	9	2:16.179	2:52.473			
120	37.283	3:00.797	56	1:09.685	3:02.083P									

Weather/Track: Bright/Dry

www.mstworld.com

Page 1 of 2

Silverstone
Circuit Length = 3.6400 miles.
Start: 16:27 End: 16:48

Printed - 16:52 Saturday, 26 July 2014

Jack Brabham Memorial Trophy for HGPCA Pre'66 Grand Prix Cars
RACE 8 - LAP CHART - Silverstone - 25-27 July 2014
 (contd.)

Lap 6			Lap 7			Lap 8			Lap 9			Lap 10		
No	Behind	Laptime	No	Behind	Laptime	No	Behind	Laptime	No	Behind	Laptime	No	Behind	Laptime
17		2:18.516	17		2:19.615	17		2:20.860	17		2:20.546			
11	2.385	2:19.970	11	3.144	2:20.374	11	2.400	2:20.116	11	3.425	2:21.571			
22	7.272	2:20.913	72	1 LAP	2:43.833	12	1 LAP	2:39.020	33	1 LAP	2:36.744			
25	21.382	2:22.563	22	10.593	2:22.936	53	1 LAP	2:40.136	22	14.290	2:22.314			
120	1 LAP	2:54.144	27	1 LAP	2:48.706	22	12.522	2:22.789	30	1 LAP	2:38.646			
9	1 LAP	2:52.052	25	24.785	2:23.018	43	1 LAP	2:48.911	26	1 LAP	2:41.977			
10	29.750	2:25.151	93	1 LAP	3:07.397	72	1 LAP	2:44.145	12	1 LAP	2:39.706			
1	46.463	2:25.816	10	36.810	2:26.675	25	26.685	2:22.760	25	29.203	2:23.064			
4	48.702	2:27.157	1	54.046	2:27.198	10	42.085	2:26.135	53	1 LAP	2:45.074			
37	51.782	2:28.606	4	56.511	2:27.424	27	1 LAP	2:43.365	10	46.799	2:25.260			
7	57.696	2:26.900	9	1 LAP	2:53.662	93	1 LAP	2:43.168	72	1 LAP	2:44.831			
50	59.260	2:27.020	120	1 LAP	2:55.949	1	58.641	2:25.455	43	1 LAP	2:55.888			
71	1:03.180	2:29.835	7	1:04.942	2:26.861	4	1:04.787	2:29.136	1	1:05.841	2:27.746			
3	1:26.249	2:32.775	50	1:07.912	2:28.267	7	1:11.202	2:27.120	27	1 LAP	2:43.402			
24	1:31.239	2:35.288	71	1:13.308	2:29.743	50	1:16.941	2:29.889	4	1:14.136	2:29.895			
8	1:44.906	2:35.811	37	1:14.806	2:42.639	71	1:21.956	2:29.508	7	1:14.634	2:23.978			
21	1:45.561	2:34.387	3	1:38.633	2:31.999	9	1 LAP	2:51.071	93	1 LAP	2:43.440			
26	2:00.230	2:36.192	24	1:50.131	2:38.507	120	1 LAP	2:51.463	50	1:26.185	2:29.790			
33	2:00.697	2:39.732	21	2:00.355	2:34.409	3	1:48.844	2:31.071	71	1:31.061	2:29.651			
30	2:01.526	2:37.838	8	2:02.227	2:36.936	21	2:14.245	2:34.750	3	2:00.284	2:31.986			
12	2:08.478	2:38.474	26	2:17.180	2:36.565	24	2:16.235	2:46.964	120	1 LAP	2:49.435			
53	2:10.236	2:40.681	33	2:18.684	2:37.602	8	2:17.242	2:35.875	9	1 LAP	2:51.709			
43	2:12.789	2:41.359	30	2:20.164	2:38.253				8	2:34.549	2:37.853			
									21	2:34.973	2:41.274			
									24	2:52.383	2:56.694			

Weather/Track: Bright/Dry

Jack Brabham Memorial Trophy for HGPCA Pre'66 Grand Prix Cars

RACE 20 - GRID - Silverstone - 25-27 July 2014

ROW 15	56	EVANS	51	HAYDEN	
ROW 14		19	WELCH	29	GRIFFITHS
ROW 13	9	DAVIES	37	PERK	
ROW 12		93	GASSMANN	120	LUNN
ROW 11	43	PILKINGTON	27	WILSON	
ROW 10		53	TAYLOR	72	KINCH
ROW 9	26	WAREING	12	WOOD	
ROW 8		33	GUARINO	30	NEWMAN
ROW 7	21	BURATTI	24	COPLOWE	
ROW 6		3	CANNELL	8	DITHERIDGE
ROW 5	50	STUDER	71	BAILLIE	
ROW 4		4	BEAUMONT	7	BLEES
ROW 3	10	NUTHALL	1	HARPER	
ROW 2		22	HORSMAN	25	MIDDLEHURST
ROW 1	17	MINSHAW	11	FAIRLEY	
		POLE			

Weather/Track: Bright/Dry

Silverstone
Circuit Length = 3.6400 miles.
Start: 16:27 End: 16:48

Clerk of the Course:		Timekeeper:
----------------------	--	-------------

Jack Brabham Memorial Trophy for HGPCA Pre'66 Grand Prix Cars

RACE 20 - CLASSIFICATION - Silverstone - 25-27 July 2014

POS	NO	CL	DRIVER	NAT	CAR	TIME	LAPS	GAP	MPH	BEST
1	17	12	Jason MINSHAW	GBR	Brabham BT4	16:20.826	7		93.21	2:18.291
2	11	12	Jon FAIRLEY	GBR	Brabham BT11	16:22.308	7	1.482	93.07	2:19.001
3	29	7B	Miles GRIFFITHS	GBR	Cooper T51	16:29.042	7	8.216	92.43	2:18.600
4	22	12	Peter HORSMAN	GBR	Lotus 18/21 P1	16:36.331	7	15.505	91.76	2:19.018
5	25	11	Andy MIDDLEHURST	GBR	Lotus 25 R4	16:40.149	7	19.323	91.41	2:21.469
6	10	7B	William NUTHALL	GBR	Cooper T53	16:42.613	7	21.787	91.18	2:21.848
7	7	12	Max BLEES	DEU	Brabham BT7A	16:57.550	7	36.724	89.84	2:23.615
8	1	12	John HARPER	GBR	Cooper T51	17:16.027	7	55.201	88.24	2:23.834
9	4	11	Andrew BEAUMONT	GBR	Lotus 24 944	17:36.178	7	1:15.352	86.56	2:26.519
10	50	10	Peter STUDER	CHE	Lotus 24 950	17:39.207	7	1:18.381	86.31	2:29.068
11	24	11	David COPLOWE	GBR	Lotus 24 947	18:12.203	7	1:51.377	83.70	2:32.537
12	77	7B	Paul GRIFFIN	GBR	Cooper T51	18:23.872	7	2:03.046	82.82	2:32.284
13	26	11	Andrew WAREING	GBR	BRM	18:26.052	7	2:05.226	82.66	2:33.397
14	30	12	Rodger NEWMAN	GBR	Brabham BT14	18:56.410	7	2:35.584	80.45	2:36.896
15	8	9	Tony DITHERIDGE	GBR	Cooper T45	18:56.936	7	2:36.110	80.41	2:38.468
16	12	10	James WOOD	GBR	Gilby F1	16:40.566	6	1 LAP	78.27	2:42.288
17	27	9	Christopher WILSON	GBR	Cooper Maserati T51	16:56.821	6	1 LAP	77.02	2:47.914
18	120	9	Christopher LUNN	GBR	Cooper T45	17:14.871	6	1 LAP	75.68	2:48.609
19	9	9	John DAVIES	AUS	Cooper T45	19:02.381	6	1 LAP	68.56	2:58.803

NOT CLASSIFIED

53	12	Scotty TAYLOR	AUS	Cooper T53	8:11.112	3	D.N.F.	79.43	2:39.731
3	10	Barry CANNELL	GBR	Lola Mk3	2:39.979	1	D.N.F.	80.02	2:39.979

FASTEST LAP

17	12	Jason MINSHAW		Brabham BT4	2:18.291	5	94.75mph	152.49kph
29	7B	Miles GRIFFITHS		Cooper T51	2:18.600	2	94.54mph	152.15kph
25	11	Andy MIDDLEHURST		Lotus 25 R4	2:21.469	6	92.62mph	149.07kph
50	10	Peter STUDER		Lotus 24 950	2:29.068	7	87.90mph	141.47kph
8	9	Tony DITHERIDGE		Cooper T45	2:38.468	3	82.69mph	133.07kph

Cars 51,56 did not take original start; Cars 19,21,33,37,43,71,72,93 did not take restart.
 Weather/Track: Sun/Dry
 These results are provisional until the conclusion of any judicial and technical matters.

Silverstone
 Circuit Length = 3.6400 miles.
 Start: 17:08 End: 17:24

Clerk of the Course:	Timekeeper:
----------------------	-------------

**Jack Brabham Memorial Trophy for HGPCA Pre'66 Grand Prix Cars
RACE 20 - LAP ANALYSIS - Silverstone - 25-27 July 2014**

1	John HARPER	GBR	Cooper T51
	1 - 2:29.922 6 - 2:30.732 2 - 2:24.376 7 - 2:36.145 3 - 2:25.590 4 - 2:25.428 5 - 2:23.834		
3	Barry CANNELL	GBR	Lola Mk3
	1 - 2:39.979		
4	Andrew BEAUMONT	GBR	Lotus 24 944
	1 - 2:46.508 6 - 2:26.820 2 - 2:32.178 7 - 2:28.893 3 - 2:28.445 4 - 2:26.815 5 - 2:26.519		
7	Max BLEES	DEU	Brabham BT7A
	1 - 2:31.911 6 - 2:23.615 2 - 2:24.190 7 - 2:23.840 3 - 2:24.982 4 - 2:25.200 5 - 2:23.812		
8	Tony DITHERIDGE	GBR	Cooper T45
	1 - 2:46.254 6 - 2:45.538 2 - 2:38.581 7 - 2:40.321 3 - 2:38.468 4 - 2:39.352 5 - 2:48.422		
9	John DAVIES	AUS	Cooper T45
	1 - 3:21.892 6 - 3:02.453 2 - 3:36.745 3 - 2:59.841 4 - 2:58.803 5 - 3:02.647		

Weather/Track: Sun/Dry

www.mstworld.com

Page 1 of 4

Silverstone
Circuit Length = 3.6400 miles.
Start: 17:08 End: 17:24
Printed - 17:29 Sunday, 27 July 2014

Jack Brabham Memorial Trophy for HGPCA Pre'66 Grand Prix Cars
RACE 20 - LAP ANALYSIS - Silverstone - 25-27 July 2014
 (contd.)

10	William NUTHALL	GBR	Cooper T53
1 -	2:27.908	6 -	2:22.363
2 -	2:21.848	7 -	2:23.541
3 -	2:22.114		
4 -	2:22.527		
5 -	2:22.312		
11	Jon FAIRLEY	GBR	Brabham BT11
1 -	2:24.632	6 -	2:19.045
2 -	2:19.946	7 -	2:19.487
3 -	2:20.657		
4 -	2:19.540		
5 -	2:19.001		
12	James WOOD	GBR	Gilby F1
1 -	2:54.173	6 -	2:49.508
2 -	2:45.289		
3 -	2:43.423		
4 -	2:45.885		
5 -	2:42.288		
17	Jason MINSHAW	GBR	Brabham BT4
1 -	2:22.426	6 -	2:18.885
2 -	2:19.920	7 -	2:19.175
3 -	2:21.008		
4 -	2:21.121		
5 -	2:18.291		
22	Peter HORSMAN	GBR	Lotus 18/21 P1
1 -	2:25.416	6 -	2:23.873
2 -	2:20.202	7 -	2:23.256
3 -	2:21.429		
4 -	2:23.137		
5 -	2:19.018		
24	David COPLOWE	GBR	Lotus 24 947
1 -	2:41.571	6 -	2:34.285
2 -	2:32.537	7 -	2:38.459
3 -	2:35.158		
4 -	2:34.529		
5 -	2:35.664		

Weather/Track: Sun/Dry

www.mstworld.com

Page 2 of 4

Silverstone
 Circuit Length = 3.6400 miles.
 Start: 17:08 End: 17:24
 Printed - 17:29 Sunday, 27 July 2014

Jack Brabham Memorial Trophy for HGPCA Pre'66 Grand Prix Cars
RACE 20 - LAP ANALYSIS - Silverstone - 25-27 July 2014
 (contd.)

25	Andy MIDDLEHURST	GBR	Lotus 25 R4
1 -	2:28.428	6 -	2:21.469
2 -	2:22.724	7 -	2:21.503
3 -	2:22.261		
4 -	2:22.108		
5 -	2:21.656		
26	Andrew WAREING	GBR	BRM
1 -	2:46.027	6 -	2:33.962
2 -	2:35.477	7 -	2:33.397
3 -	2:37.731		
4 -	2:40.696		
5 -	2:38.762		
27	Christopher WILSON	GBR	Cooper Maserati T51
1 -	2:53.594	6 -	2:48.739
2 -	2:49.424		
3 -	2:48.905		
4 -	2:47.914		
5 -	2:48.245		
29	Miles GRIFFITHS	GBR	Cooper T51
1 -	2:28.128	6 -	2:19.992
2 -	2:18.600	7 -	2:20.878
3 -	2:20.795		
4 -	2:21.776		
5 -	2:18.873		
30	Rodger NEWMAN	GBR	Brabham BT14
1 -	2:44.621	6 -	2:38.293
2 -	2:39.743	7 -	2:36.896
3 -	2:38.711		
4 -	2:57.764		
5 -	2:40.382		
50	Peter STUDER	CHE	Lotus 24 950
1 -	2:36.357	6 -	2:29.939
2 -	2:31.884	7 -	2:29.068
3 -	2:32.294		
4 -	2:29.799		
5 -	2:29.866		

Weather/Track: Sun/Dry

www.mstworld.com

Page 3 of 4

Silverstone
 Circuit Length = 3.6400 miles.
 Start: 17:08 End: 17:24
 Printed - 17:29 Sunday, 27 July 2014

Jack Brabham Memorial Trophy for HGPCA Pre'66 Grand Prix Cars
RACE 20 - LAP ANALYSIS - Silverstone - 25-27 July 2014
 (contd.)

53	Scotty TAYLOR	AUS	Cooper T53
1 - 2:50.298 2 - 2:39.731 3 - 2:41.083			
77	Paul GRIFFIN	GBR	Cooper T51
1 - 2:53.924 6 - 2:34.218 2 - 2:37.766 7 - 2:32.284 3 - 2:35.503 4 - 2:34.968 5 - 2:35.209			
120	Christopher LUNN	GBR	Cooper T45
1 - 2:55.513 6 - 2:51.203 2 - 2:48.609 3 - 2:51.666 4 - 2:52.022 5 - 2:55.858			

Jack Brabham Memorial Trophy for HGPCA Pre'66 Grand Prix Cars
RACE 20 - LAP CHART - Silverstone - 25-27 July 2014

Lap 1			Lap 2			Lap 3			Lap 4			Lap 5		
No	Behind	Laptime	No	Behind	Laptime	No	Behind	Laptime	No	Behind	Laptime	No	Behind	Laptime
17		2:22.426	17		2:19.920	17		2:21.008	17		2:21.121	17		2:18.291
11	2.206	2:24.632	11	2.232	2:19.946	11	1.881	2:20.657	11	0.300	2:19.540	11	1.010	2:19.001
22	2.990	2:25.416	22	3.272	2:20.202	22	3.693	2:21.429	29	4.824	2:21.776	29	5.406	2:18.873
10	5.482	2:27.908	29	4.382	2:18.600	29	4.169	2:20.795	22	5.709	2:23.137	22	6.436	2:19.018
29	5.702	2:28.128	10	7.410	2:21.848	10	8.516	2:22.114	10	9.922	2:22.527	10	13.943	2:22.312
25	6.002	2:28.428	25	8.806	2:22.724	25	10.059	2:22.261	25	11.046	2:22.108	25	14.411	2:21.656
1	7.496	2:29.922	1	11.952	2:24.376	1	16.534	2:25.590	1	20.841	2:25.428	1	26.384	2:23.834
7	9.485	2:31.911	7	13.755	2:24.190	7	17.729	2:24.982	7	21.808	2:25.200	7	27.329	2:23.812
50	13.931	2:36.357	50	25.895	2:31.884	50	37.181	2:32.294	9	1 LAP	2:59.841	50	57.434	2:29.866
3	17.553	2:39.979	24	31.762	2:32.537	4	43.777	2:28.445	50	45.859	2:29.799	4	57.699	2:26.519
24	19.145	2:41.571	4	36.340	2:32.178	24	45.912	2:35.158	4	49.471	2:26.815	9	1 LAP	2:58.803
30	22.195	2:44.621	26	39.158	2:35.477	26	55.881	2:37.731	24	59.320	2:34.529	24	1:16.693	2:35.664
26	23.601	2:46.027	30	42.018	2:39.743	30	59.721	2:38.711	26	1:15.456	2:40.696	77	1:34.604	2:35.209
8	23.828	2:46.254	8	42.489	2:38.581	8	59.949	2:38.468	77	1:17.686	2:34.968	26	1:35.927	2:38.762
4	24.082	2:46.508	53	47.683	2:39.731	77	1:03.839	2:35.503	8	1:18.180	2:39.352	8	1:48.311	2:48.422
53	27.872	2:50.298	77	49.344	2:37.766	53	1:07.758	2:41.083	30	1:36.364	2:57.764	30	1:58.455	2:40.382
27	31.168	2:53.594	12	57.116	2:45.289	12	1:19.531	2:43.423	12	1:44.295	2:45.885	12	2:08.292	2:42.288
77	31.498	2:53.924	27	1:00.672	2:49.424	27	1:28.569	2:48.905	27	1:55.362	2:47.914			
12	31.747	2:54.173	120	1:01.776	2:48.609	120	1:32.434	2:51.666	120	2:03.335	2:52.022			
120	33.087	2:55.513	9	2:16.291	3:36.745									
9	59.466	3:21.892												

Weather/Track: Sun/Dry

www.mstworld.com

Page 1 of 2

Silverstone
 Circuit Length = 3.6400 miles.
 Start: 17:08 End: 17:24

Printed - 17:28 Sunday, 27 July 2014

Jack Brabham Memorial Trophy for HGPCA Pre'66 Grand Prix Cars
RACE 20 - LAP CHART - Silverstone - 25-27 July 2014
 (contd.)

Lap 6			Lap 7			Lap 8			Lap 9			Lap 10		
No	Behind	Laptime	No	Behind	Laptime	No	Behind	Laptime	No	Behind	Laptime	No	Behind	Laptime
17		2:18.885	17		2:19.175									
11	1.170	2:19.045	11	1.482	2:19.487									
27	1 LAP	2:48.245	29	8.216	2:20.878									
29	6.513	2:19.992	22	15.505	2:23.256									
22	11.424	2:23.873	25	19.323	2:21.503									
25	16.995	2:21.469	12	1 LAP	2:49.508									
10	17.421	2:22.363	10	21.787	2:23.541									
120	1 LAP	2:55.858	27	1 LAP	2:48.739									
7	32.059	2:23.615	7	36.724	2:23.840									
1	38.231	2:30.732	120	1 LAP	2:51.203									
4	1:05.634	2:26.820	1	55.201	2:36.145									
50	1:08.488	2:29.939	4	1:15.352	2:28.893									
24	1:32.093	2:34.285	50	1:18.381	2:29.068									
77	1:49.937	2:34.218	24	1:51.377	2:38.459									
26	1:51.004	2:33.962	77	2:03.046	2:32.284									
9	1 LAP	3:02.647	26	2:05.226	2:33.397									
8	2:14.964	2:45.538	30	2:35.584	2:36.896									
30	2:17.863	2:38.293	8	2:36.110	2:40.321									
			9	1 LAP	3:02.453									

Weather/Track: Sun/Dry

www.mstworld.com

Silverstone
 Circuit Length = 3.6400 miles.
 Start: 17:08 End: 17:24
 Printed - 17:28 Sunday, 27 July 2014

Chopard International Trophy for Pre'66 GT Cars

RACE 7 - QUALIFYING - Silverstone - 25-27 July 2014

POS	NO	CL	DRIVER(S)	CAR	TIME	LAPS	GAP	MPH
1	64	C3	McInerney	TVR Griffith	2:23.606	10		91.25
2	47	C3	Scragg/Nicoll-Jones	Jaquar E-type	2:23.858	11	0.252	91.09
3	46	C3	Whitaker	TVR Griffith	2:25.213	11	1.607	90.24
4	63	C3	Le Blanc/Greensall	AC Cobra	2:26.063	10	2.457	89.71
5	71	C3	Wills	Bizzarini 5300 GT	2:26.182	10	2.576	89.64
6	14	C3	Kinch/Kinch	Jaquar E-type	2:26.660	4	3.054	89.35
7	94	C3	Wright/Gans	AC Cobra	2:26.913	10	3.307	89.19
8	2	C3	Voyazides/Hadfield	AC Cobra	2:27.019	11	3.413	89.13
9	55	C3	Dodd/Minshaw	Jaquar E-type	2:27.101	11	3.495	89.08
10	163	C3	Minshaw/Keen	Jaquar E-type	2:27.395	11	3.789	88.90
11	59	C3	Mahmoud/Greensall	Jaquar E-type	2:27.849	11	4.243	88.63
12	80	C3	Beighton/Eckford	Sunbeam Le Mans Tiger	2:28.168	11	4.562	88.44
13	201	C3	Caron	AC Cobra	2:28.277	8	4.671	88.37
14	99	C3	Davies/Harvey	Chevrolet Corvette	2:28.944	11	5.338	87.97
15	53	C3	Pearson/Pearson	Jaquar E-type	2:29.068	11	5.462	87.90
16	171	C3	Le Breton/Snowdon	Jaquar E-type	2:29.504	10	5.898	87.65
17	16	C3	Haddon	AC Cobra	2:29.670	11	6.064	87.55
18	60	C3	Stretton	Jaquar E-type	2:29.778	6	6.172	87.48
19	241	C3	McIntyre	Iso Grifo A3C	2:29.782	11	6.176	87.48
20	4	C3	Watson/O'Connell	Jaquar E-type	2:30.147	7	6.541	87.27
21	84	C3	Fisken/Hardman	Jaquar E-type	2:30.766	9	7.160	86.91
22	72	C3	Boot	TVR Griffith	2:31.002	11	7.396	86.78
23	17	C2	Grace/Huff	Austin Healey 3000	2:31.034	11	7.428	86.76
24	32	C3	Spiers	TVR Griffith 200	2:31.080	8	7.474	86.73
25	75	C3	Bremner/Shepherd	AC Cobra	2:32.087	11	8.481	86.16
26	88	C3	Davison*	TVR Griffith	2:32.090	11	8.484	86.16
27	24	C3	Ketvel/Hancock	Jaquar E-type	2:33.010	8	9.404	85.64
28	116	CLP	Tomlin	Lotus Elan	2:33.683	9	10.077	85.26
29	144	C3	Thomas/Hancock	Jaquar E-type	2:34.375	8	10.769	84.88
30	8	C3	Meins*	Jaquar E-type	2:35.362	11	11.756	84.34
31	98	C2	Nyblaeus/Welch	Austin Healey 3000	2:35.458	11	11.852	84.29
32	29	C2	Ahlers/Bellinger	Morgan Plus 4 SLR	2:35.949	9	12.343	84.02
33	39	CLP	Muller/Muller	Lotus Elan 26R	2:36.024	11	12.418	83.98
34	118	C3	Rawe	Aston Martin DP214	2:36.267	11	12.661	83.85
35	112	C3	Summers	AC Cobra	2:36.589	10	12.983	83.68
36	52	CLP	Maydon/Hagan	Ginetta G4R	2:37.349	9	13.743	83.28
37	79	CLP	Martin	Lotus Elan	2:37.751	10	14.145	83.06
38	68	C3	Bell/Harris	Iso Grifo A3C	2:38.076	10	14.470	82.89
39	28	CLP	Lara-Resende/Della Noce	Lotus Elan	2:38.087	9	14.481	82.89
40	82	C1	Paul/Bourne	TVR Grantura	2:38.846	10	15.240	82.49
41	23	C1	O'Neill	TVR Grantura	2:39.242	10	15.636	82.29
42	18	C3	Brewer/Gray	Aston Martin DP214	2:40.257	10	16.651	81.76
43	31	CLP	Sheldon/Cope	Lotus Elan	2:40.852	10	17.246	81.46
44	27	C1	Slater/Sumpster	Porsche 911	2:40.863	10	17.257	81.46
45	25	C3	Burton	Jaquar E-type	2:41.417	9	17.811	81.18
46	7	C3	Friedrichs/Goble	Aston Martin DP214	2:41.452	10	17.846	81.16
47	901	C1	Young	Porsche 901	2:43.248	10	19.642	80.27
48	61	C2	Orebi Gann/Burry	Morgan Plus 4 SLR	2:43.455	9	19.849	80.16
49	85	C1	Ashworth/Ashworth	TVR Grantura	2:44.264	10	20.658	79.77
50	91	C3	Merry/Van Der Zee	Sunbeam Tiger	2:44.353	10	20.747	79.73
51	66	C2	Pearson/Devine	Triumph TR4	2:44.471	10	20.865	79.67
52	83	C2	Lee/Edwards	Austin Healey 3000	2:44.747	9	21.141	79.54
53	101	C2	Bentley	Morgan Plus 3	2:45.418	3	21.812	79.21
54	40	C1	Amar	Porsche 911	2:45.535	10	21.929	79.16
55	123	C1	Hooker	MG B	2:45.803	10	22.197	79.03
56	67	C3	Wilhelm/Grandidier	Jaquar E-type	2:47.990	10	24.384	78.00
57	36	C3	Simmonds/Hales	Jaquar E-type	2:52.966	7	29.360	75.76
58	159	C1	Newbold/Arif	MG B	2:52.969	9	29.363	75.75
59	42	C1	Valvekens/Grant	Lotus Elite	2:53.875	9	30.269	75.36
60	12	C2	Lotsengard	Austin Healey 3000	2:55.545	5	31.939	74.64
61	3	C2	Sebastiani/Hart	Morgan Plus 4	3:03.571	6	39.965	71.38
62	50	CLP	Bateman/Barton*	Lotus Elan S2	3:50.206	5	1:26.600	56.92

*Cars 8, 50, 88 require working transponders - Regulation Q.12.2.1 refers, a 30 second penalty will be applied if not working in the race. Weather/Track: Sun/Dry Circuit Length = 3.6400 miles.
 These results are provisional until the conclusion of any judicial and technical matters. Start: 16:15 End: 16:45

Clerk of the Course:		Timekeeper:
----------------------	--	-------------

Chopard International Trophy for Pre'66 GT Cars

RACE 7 - QUALIFYING LAP ANALYSIS - Silverstone - 25-27 July 2014

2	Voyazides/Hadfield	AC Cobra
1 - X:00.000	6 - 2:29.400	11 - 2:27.384
2 - 2:35.106	7 - 2:28.205	
3 - 2:33.429	8 - 2:27.531	
4 - 2:38.712P	9 - 2:27.642	
5 - 3:32.490	10 - 2:27.019	
3	Sebastiani/Hart	Morgan Plus 4
1 - X:00.000	6 - 3:03.571	
2 - 3:18.281		
3 - 3:18.606		
4 - 3:22.649P		
5 - 5:05.345		
4	Watson/O'Connell	Jaguar E-type
1 - X:00.000	6 - 3:00.953	
2 - 2:32.368	7 - 3:29.062P	
3 - 2:30.839		
4 - 2:32.262		
5 - 2:30.147		
7	Friedrichs/Goble	Aston Martin DP214
1 - X:00.000	6 - 4:26.664	
2 - 2:48.504	7 - 2:47.413	
3 - 2:42.568	8 - 2:46.364	
4 - 2:41.452	9 - 2:42.331	
5 - 2:49.437P	10 - 2:43.309	
8	Meins*	Jaguar E-type
1 - X:00.000	6 - 2:41.283P	11 - 2:35.362
2 - 2:37.757	7 - 4:10.689	
3 - 2:39.136	8 - 2:38.595	
4 - 2:39.142	9 - 2:36.150	
5 - 2:37.806	10 - 2:36.837	
12	Lotsengard	Austin Healey 3000
1 - X:00.000		
2 - 2:55.545		
3 - 2:59.526P		
4 - 8:11.992P		
5 - X:00.000		
14	Kinch/Kinch	Jaguar E-type
1 - X:00.000		
2 - 2:27.415		
3 - 2:26.660		
4 - 2:55.620P		

*Cars 8, 50, 88 require working transponders - Regulation Q.12.2.1 refers, a 30 second penalty will be applied if not working in the race. Weather/Track: Sun/Dry

Silverstone
Circuit Length = 3.6400 miles.
Start: 16:15 End: 16:45

Chopard International Trophy for Pre'66 GT Cars
RACE 7 - QUALIFYING LAP ANALYSIS - Silverstone - 25-27 July 2014
 (contd.)

16	Haddon	AC Cobra
1 - X:00.000	6 - 4:27.656	11 - 2:32.280
2 - 2:29.878	7 - 2:34.045	
3 - 2:29.670	8 - 2:32.116	
4 - 2:30.370	9 - 2:31.692	
5 - 2:46.072P	10 - 2:31.941	
17	Grace/Huff	Austin Healey 3000
1 - X:00.000	6 - 2:31.034	11 - 2:39.482
2 - 2:34.671	7 - 2:37.243P	
3 - 2:31.808	8 - 4:02.465	
4 - 2:32.114	9 - 2:39.439	
5 - 2:38.444	10 - 2:39.841	
18	Brewer/Gray	Aston Martin DP214
1 - X:00.000	6 - 4:33.397	
2 - 2:40.257	7 - 2:41.091	
3 - 2:41.854	8 - 2:43.169	
4 - 2:41.594	9 - 2:41.844	
5 - 2:45.825P	10 - 2:44.088	
23	O'Neill	TVR Grantura
1 - X:00.000	6 - 2:41.513	
2 - 2:47.691	7 - 2:40.709	
3 - 2:46.489	8 - 2:40.499	
4 - 2:51.290P	9 - 2:45.529	
5 - 4:41.512	10 - 2:39.242	
24	Ketvel/Hancock	Jaguar E-type
1 - X:00.000	6 - 4:25.194	
2 - 2:44.420	7 - 2:33.010	
3 - 2:42.082	8 - 2:39.787P	
4 - 2:59.463		
5 - 2:43.784P		
25	Burton	Jaguar E-type
1 - X:00.000	6 - 2:43.249	
2 - 2:47.476	7 - 2:41.417	
3 - 2:42.895	8 - 2:43.633	
4 - 2:43.857	9 - 3:08.700P	
5 - 2:41.868		
27	Slater/Sumpter	Porsche 911
1 - X:00.000	6 - 2:57.722P	
2 - 2:45.525	7 - 4:17.862	
3 - 2:41.770	8 - 2:42.523	
4 - 2:41.066	9 - 2:41.260	
5 - 2:40.863	10 - 2:43.523	

*Cars 8, 50, 88 require working transponders - Regulation Q.12.2.1 refers, a 30 second penal

will be applied if not working in the race. Weather/Track: Sun/Dry

Silverstone
 Circuit Length = 3.6400 miles.
 Start: 16:15 End: 16:45

Chopard International Trophy for Pre'66 GT Cars
RACE 7 - QUALIFYING LAP ANALYSIS - Silverstone - 25-27 July 2014
 (contd.)

28	Lara-Resende/Della Noce	Lotus Elan
1 - X:00.000	6 - 2:42.301	
2 - 2:54.314	7 - 2:39.234	
3 - 2:58.820	8 - 2:39.280	
4 - 4:31.538P	9 - 2:38.087	
5 - 5:30.360		
29	Ahlers/Bellinger	Morgan Plus 4 SLR
1 - X:00.000	6 - 2:43.318P	
2 - 2:38.144	7 - 3:38.625	
3 - 2:37.958	8 - 2:40.093	
4 - 2:36.015	9 - 2:39.287P	
5 - 2:35.949		
31	Sheldon/Cope	Lotus Elan
1 - X:00.000	6 - 2:57.794P	
2 - 2:46.661	7 - 4:14.730	
3 - 2:44.788	8 - 2:43.297	
4 - 2:45.243	9 - 2:41.243	
5 - 2:43.109	10 - 2:40.852	
32	Spiers	TVR Griffith 200
1 - X:00.000	6 - 2:37.882	
2 - 2:31.080	7 - 2:42.799P	
3 - 2:31.678	8 - 7:53.908	
4 - 2:47.329P		
5 - 6:58.141		
36	Simmonds/Hales	Jaguar E-type
1 - X:00.000	6 - 2:57.044	
2 - 3:09.380P	7 - 3:09.164P	
3 - 4:48.832P		
4 - 7:18.335		
5 - 2:52.966		
39	Muller/Muller	Lotus Elan 26R
1 - X:00.000	6 - 3:50.724	11 - 2:36.856
2 - 2:39.347	7 - 2:36.024	
3 - 2:38.481	8 - 2:37.050	
4 - 2:37.698	9 - 2:40.035	
5 - 2:42.438P	10 - 2:37.416	
40	Amar	Porsche 911
1 - X:00.000	6 - 2:47.086	
2 - 2:50.465	7 - 2:45.535	
3 - 2:51.324	8 - 2:46.715	
4 - 2:52.355	9 - 2:47.119	
5 - 2:47.560	10 - 2:47.053	

*Cars 8, 50, 88 require working transponders - Regulation Q.12.2.1 refers, a 30 second penalty will be applied if not working in the race. Weather/Track: Sun/Dry

Silverstone
 Circuit Length = 3.6400 miles.
 Start: 16:15 End: 16:45

Chopard International Trophy for Pre'66 GT Cars
RACE 7 - QUALIFYING LAP ANALYSIS - Silverstone - 25-27 July 2014
 (contd.)

42	Valvekens/Grant	Lotus Elite
1 - X:00.000	6 - 2:53.875	
2 - 3:06.998	7 - 2:55.867	
3 - 3:02.319	8 - 2:55.541	
4 - 3:08.209P	9 - 2:55.263	
5 - 5:10.418		
46	Whitaker	TVR Griffith
1 - X:00.000	6 - 2:26.545	11 - 2:54.222
2 - 2:30.120	7 - 2:34.215P	
3 - 2:28.445	8 - 4:02.284	
4 - 2:28.730	9 - 2:26.628	
5 - 2:25.749	10 - 2:25.213	
47	Scragg/Nicoll-Jones	Jaguar E-type
1 - X:00.000	6 - 2:25.249	11 - 2:23.858
2 - 2:35.285	7 - 2:29.876	
3 - 2:34.110	8 - 2:46.589	
4 - 2:36.366P	9 - 2:34.663	
5 - 3:53.358	10 - 2:25.144	
50	Bateman/Barton*	Lotus Elan S2
1 - X:00.000P		
2 - 4:57.423		
3 - 3:50.206		
4 - 3:44.657P		
5 - X:00.000		
52	Maydon/Hagan	Ginetta G4R
1 - X:00.000	6 - 6:00.677P	
2 - 2:42.913	7 - 4:55.962	
3 - 2:39.536	8 - 2:45.374	
4 - 2:40.587	9 - 2:42.756	
5 - 2:37.349		
53	Pearson/Pearson	Jaguar E-type
1 - X:00.000	6 - 2:44.446P	11 - 2:35.582
2 - 2:30.958	7 - 4:12.588	
3 - 2:29.068	8 - 2:33.198	
4 - 2:29.922	9 - 2:36.258	
5 - 2:29.450	10 - 2:31.527	
55	Dodd/Minshaw	Jaguar E-type
1 - X:00.000	6 - 2:30.495P	11 - 2:38.566P
2 - 2:43.022	7 - 3:58.514	
3 - 2:27.101	8 - 2:28.863	
4 - 2:29.425	9 - 2:28.565	
5 - 2:29.252	10 - 2:29.680	

*Cars 8, 50, 88 require working transponders - Regulation Q.12.2.1 refers, a 30 second penalty will be applied if not working in the race. Weather/Track: Sun/Dry

Silverstone
 Circuit Length = 3.6400 miles.
 Start: 16:15 End: 16:45

Chopard International Trophy for Pre'66 GT Cars
RACE 7 - QUALIFYING LAP ANALYSIS - Silverstone - 25-27 July 2014
 (contd.)

59	Mahmoud/Greensall	Jaguar E-type
1 - X:00.000	6 - 2:36.902	11 - 2:34.628
2 - 2:29.042	7 - 2:34.841	
3 - 2:27.849	8 - 2:33.867	
4 - 2:34.773P	9 - 2:35.467	
5 - 4:15.733	10 - 2:35.798	
60	Stretton	Jaguar E-type
1 - X:00.000	6 - 2:44.026P	
2 - 2:38.199P		
3 - X:00.000		
4 - 2:29.889		
5 - 2:29.778		
61	Orebi Gann/Burry	Morgan Plus 4 SLR
1 - X:00.000	6 - 2:52.512	
2 - 2:46.681	7 - 2:48.585	
3 - 2:43.455	8 - 2:47.061	
4 - 2:53.881P	9 - 2:48.382	
5 - 6:48.736		
63	Le Blanc/Greensall	AC Cobra
1 - X:00.000P	6 - 6:54.064	
2 - 3:23.836	7 - 2:28.836	
3 - 2:30.023	8 - 2:26.527	
4 - 2:30.186	9 - 2:26.063	
5 - 2:29.528	10 - 2:34.654	
64	McInerney	TVR Griffith
1 - X:00.000	6 - 6:23.435	
2 - 2:32.816	7 - 2:24.605	
3 - 2:30.105	8 - 2:24.192	
4 - 2:27.015	9 - 2:23.606	
5 - 2:46.336P	10 - 2:23.814	
66	Pearson/Devine	Triumph TR4
1 - X:00.000	6 - 2:42.306P	
2 - 2:45.795	7 - 4:18.278	
3 - 2:46.908	8 - 2:53.573	
4 - 2:44.531	9 - 2:52.956	
5 - 2:44.471	10 - 2:54.632	
67	Wilhelm/Grandidier	Jaguar E-type
1 - X:00.000	6 - 3:02.915P	
2 - 2:51.396	7 - 4:08.158	
3 - 2:47.990	8 - 2:53.878	
4 - 2:49.486	9 - 2:51.379	
5 - 2:49.600	10 - 2:48.025	

*Cars 8, 50, 88 require working transponders - Regulation Q.12.2.1 refers, a 30 second penal

will be applied if not working in the race. Weather/Track: Sun/Dry

Silverstone
 Circuit Length = 3.6400 miles.
 Start: 16:15 End: 16:45

Chopard International Trophy for Pre'66 GT Cars
RACE 7 - QUALIFYING LAP ANALYSIS - Silverstone - 25-27 July 2014
 (contd.)

68	Bell/Harris	Iso Grifo A3C
1 - X:00.000	6 - 4:02.839	
2 - 2:44.237	7 - 2:39.464	
3 - 2:38.408	8 - 2:39.421	
4 - 2:40.784	9 - 2:39.000	
5 - 2:42.477P	10 - 2:38.076	
71	Wills	Bizzarini 5300 GT
1 - X:00.000	6 - 2:34.287	
2 - 2:28.139	7 - 2:26.182	
3 - 2:30.291	8 - 2:47.752	
4 - 2:28.452	9 - 2:28.939	
5 - 2:48.882	10 - 3:05.353P	
72	Boot	TVR Griffith
1 - X:00.000	6 - 2:32.589	11 - 2:33.440
2 - 2:36.231	7 - 2:32.395	
3 - 2:33.288	8 - 2:31.923	
4 - 2:33.214	9 - 2:31.062	
5 - 2:32.636	10 - 2:31.002	
75	Bremner/Shepherd	AC Cobra
1 - X:00.000	6 - 4:29.001	11 - 2:34.733
2 - 2:35.419	7 - 2:35.160	
3 - 2:35.990	8 - 2:33.690	
4 - 2:32.747	9 - 2:33.698	
5 - 2:40.481P	10 - 2:32.087	
79	Martin	Lotus Elan
1 - X:00.000	6 - 2:39.294	
2 - 2:48.530P	7 - 2:37.751	
3 - 3:43.568	8 - 2:40.596	
4 - 2:40.983	9 - 2:38.917	
5 - 2:38.327	10 - 2:37.918	
80	Beighton/Eckford	Sunbeam Le Mans Tiger
1 - X:00.000	6 - 2:31.587	11 - 2:31.160
2 - 2:43.673	7 - 2:29.794	
3 - 2:49.301P	8 - 2:28.168	
4 - 3:56.437	9 - 2:30.389	
5 - 2:34.632	10 - 2:29.863	
82	Paul/Bourne	TVR Grantura
1 - X:00.000	6 - 4:43.847	
2 - 2:46.345	7 - 2:40.355	
3 - 2:44.914	8 - 2:38.846	
4 - 2:42.945	9 - 2:40.645	
5 - 2:55.612P	10 - 2:40.908	

*Cars 8, 50, 88 require working transponders - Regulation Q.12.2.1 refers, a 30 second penalSilverstone
 will be applied if not working in the race. Weather/Track: Sun/Dry

Circuit Length = 3.6400 miles.
 Start: 16:15 End: 16:45

Chopard International Trophy for Pre'66 GT Cars
RACE 7 - QUALIFYING LAP ANALYSIS - Silverstone - 25-27 July 2014
 (contd.)

83	Lee/Edwards	Austin Healey 3000
1 - X:00.000	6 - 2:51.850P	
2 - 2:57.232	7 - 4:43.556	
3 - 3:02.884	8 - 2:47.798	
4 - 2:51.023	9 - 2:44.747	
5 - 2:45.903		
84	Fisken/Hardman	Jaguar E-type
1 - X:00.000	6 - 2:31.951	
2 - 2:30.766	7 - 2:31.213	
3 - 2:33.026	8 - 2:51.532	
4 - 2:40.997P	9 - 3:15.170P	
5 - 3:52.243		
85	Ashworth/Ashworth	TVR Grantura
1 - X:00.000	6 - 2:46.744	
2 - 2:44.395	7 - 2:48.755	
3 - 2:44.264	8 - 2:50.774	
4 - 2:46.653P	9 - 2:53.057	
5 - 4:22.237	10 - 2:59.455P	
88	Davison*	TVR Griffith
1 - X:00.000	6 - 2:45.059	11 - 2:32.420
2 - 2:36.641	7 - 2:33.842	
3 - 2:37.503	8 - 2:47.225	
4 - 2:52.927	9 - 2:32.090	
5 - 2:36.185	10 - 2:52.167	
91	Merry/Van Der Zee	Sunbeam Tiger
1 - X:00.000	6 - 2:44.353	
2 - 2:45.428	7 - 2:53.059P	
3 - 2:44.768	8 - 4:28.178	
4 - 2:45.074	9 - 3:05.060	
5 - 2:45.253	10 - 3:04.204	
94	Wright/Gans	AC Cobra
1 - X:00.000	6 - 4:13.990	
2 - 2:28.583	7 - 2:32.244	
3 - 2:36.662	8 - 2:31.658	
4 - 2:26.913	9 - 2:30.051	
5 - 2:39.253P	10 - 2:30.734	
98	Nyblaeus/Welch	Austin Healey 3000
1 - X:00.000	6 - 2:44.722	11 - 2:43.202
2 - 2:35.458	7 - 2:45.553	
3 - 2:36.403	8 - 2:44.950	
4 - 2:40.850P	9 - 2:45.307	
5 - 4:07.114	10 - 2:42.916	

*Cars 8, 50, 88 require working transponders - Regulation Q.12.2.1 refers, a 30 second penalSilverstone

will be applied if not working in the race. Weather/Track: Sun/Dry

Circuit Length = 3.6400 miles.
 Start: 16:15 End: 16:45

Chopard International Trophy for Pre'66 GT Cars
RACE 7 - QUALIFYING LAP ANALYSIS - Silverstone - 25-27 July 2014
 (contd.)

99	Davies/Harvey	Chevrolet Corvette
1 - X:00.000	6 - 2:23.371P	11 - 2:29.274
2 - 2:38.551	7 - 3:59.850	
3 - 2:32.188	8 - 2:30.590	
4 - 2:32.336	9 - 2:29.678	
5 - 2:32.573	10 - 2:28.944	
101	Bentley	Morgan Plus 3
1 - X:00.000		
2 - 2:46.192		
3 - 2:45.418		
112	Summers	AC Cobra
1 - X:00.000	6 - 4:26.672	
2 - 2:44.806	7 - 2:40.901	
3 - 2:42.079	8 - 2:37.582	
4 - 2:40.627	9 - 2:42.450	
5 - 2:47.420P	10 - 2:36.589	
116	Tomlin	Lotus Elan
1 - X:00.000P	6 - 2:47.393	
2 - 5:24.271	7 - 2:34.707	
3 - 2:41.707	8 - 2:33.683	
4 - 2:49.268P	9 - 2:33.895	
5 - 4:37.261		
118	Rawe	Aston Martin DP214
1 - X:00.000	6 - 2:38.044	11 - 2:38.923
2 - 2:39.969	7 - 2:37.040	
3 - 2:39.178	8 - 2:41.143	
4 - 2:38.752	9 - 2:37.002	
5 - 2:38.803	10 - 2:36.267	
123	Hooker	MG B
1 - X:00.000	6 - 2:51.186	
2 - 2:59.163	7 - 2:47.068	
3 - 2:54.688	8 - 2:47.867	
4 - 3:03.427P	9 - 2:47.605	
5 - 4:02.780	10 - 2:45.803	
127	Dee-Crowne/Thomas	Jaguar E-type

*Cars 8, 50, 88 require working transponders - Regulation Q.12.2.1 refers, a 30 second penal

will be applied if not working in the race. Weather/Track: Sun/Dry

Silverstone
 Circuit Length = 3.6400 miles.
 Start: 16:15 End: 16:45

Chopard International Trophy for Pre'66 GT Cars
RACE 7 - QUALIFYING LAP ANALYSIS - Silverstone - 25-27 July 2014
 (contd.)

144	Thomas/Hancock	Jaguar E-type
1 - X:00.000	6 - 4:19.453	
2 - 2:56.793	7 - 3:07.293P	
3 - 2:34.375	8 - 7:16.339P	
4 - 2:35.809		
5 - 2:37.122P		
159	Newbold/Arif	MG B
1 - X:00.000	6 - 5:09.283	
2 - 2:55.885	7 - 2:52.969	
3 - 2:57.261	8 - 3:13.782	
4 - 2:58.102	9 - 3:26.507P	
5 - 2:55.193P		
163	Minshaw/Keen	Jaguar E-type
1 - X:00.000	6 - 2:39.913P	11 - 2:33.546P
2 - 2:28.586	7 - 3:39.948	
3 - 2:30.571P	8 - 2:30.538	
4 - 4:09.763	9 - 2:27.617	
5 - 2:28.352	10 - 2:27.395	
171	Le Breton/Snowdon	Jaguar E-type
1 - X:00.000	6 - 2:31.786	
2 - 2:58.016	7 - 2:31.186	
3 - 2:57.270	8 - 2:30.109	
4 - 2:54.965P	9 - 2:29.781	
5 - 4:39.411	10 - 2:29.504	
201	Caron	AC Cobra
1 - X:00.000	6 - 9:44.292	
2 - 2:32.589	7 - 2:29.967	
3 - 2:32.199	8 - 2:28.277	
4 - 2:30.108		
5 - 2:38.354P		
241	McIntyre	Iso Grifo A3C
1 - X:00.000	6 - 2:30.670	11 - 2:31.450
2 - 2:31.943	7 - 2:35.982	
3 - 2:31.681	8 - 2:31.640	
4 - 2:29.782	9 - 2:30.947	
5 - 2:32.876	10 - 2:32.128	
901	Young	Porsche 901
1 - X:00.000	6 - 2:47.059	
2 - 2:51.763	7 - 2:44.529	
3 - 2:47.406	8 - 2:43.248	
4 - 2:46.537	9 - 2:45.763	
5 - 2:46.406	10 - 2:44.093	

*Cars 8, 50, 88 require working transponders - Regulation Q.12.2.1 refers, a 30 second penal

will be applied if not working in the race. Weather/Track: Sun/Dry

Silverstone
 Circuit Length = 3.6400 miles.
 Start: 16:15 End: 16:45

Chopard International Trophy for Pre'66 GT Cars

RACE 7 - GRID - Silverstone - 25-27 July 2014

ROW
29
ROW
28
ROW
27
ROW
26
ROW
25
ROW
24
ROW
23
ROW
22
ROW
21
ROW
20
ROW
19
ROW
18
ROW
17
ROW
16
ROW
15
ROW
14
ROW
13
ROW
12
ROW
11
ROW
10
ROW
9
ROW
8
ROW
7
ROW
6
ROW
5
ROW
4
ROW
3
ROW
2
ROW
1

3	Sebastiani/Hart	50	Bateman/Barton*
42	Valvekens/Grant	12	Lotsengard
36	Simmonds/Hales	159	Newbold/Arif
123	Hooker	67	Wilhelm/Grandidier
101	Bentley	40	Amar
66	Pearson/Devine	83	Lee/Edwards
85	Ashworth/Ashworth	91	Merry/Van Der Zee
901	Young	61	Orebi Gann/Burry
25	Burton	7	Friedrichs/Goble
31	Sheldon/Cope	27	Slater/Sumpter
23	O'Neill	18	Brewer/Gray
28	Lara-Resende/Della Noce	82	Paul/Bourne
52	Maydon/Hagan	68	Bell/Harris
118	Rawe	112	Summers
29	Ahlers/Bellinger	39	Muller/Muller
8	Meins*	98	Nyblaeus/Welch
116	Tomlin	144	Thomas/Hancock
88	Davison*	24	Ketvel/Hancock
32	Spiers	75	Bremner/Shepherd
4	Watson/O'Connell	17	Grace/Huff
60	Stretton	241	McIntyre
171	Le Breton/Snowdon	16	Haddon
99	Davies/Harvey	53	Pearson/Pearson
80	Beighton/Eckford	201	Caron
55	Dodd/Minshaw	59	Mahmoud/Greensall
94	Wright/Gans	2	Voyazides/Hadfield
71	Wills	14	Kinch/Kinch
46	Whitaker	63	Le Blanc/Greensall
64	McInerney	47	Scragg/Nicoll-Jones

POLE

Cars 79, 84 & 163 withdrawn. Reserve: 72
Weather/Track: Sun/Dry

Silverstone
Circuit Length = 3.6400 miles.
Start: 16:15 End: 16:45

Clerk of the Course:		Timekeeper:
----------------------	--	-------------

Chopard International Trophy for Pre'66 GT Cars

RACE 7 - CLASSIFICATION - Silverstone - 25-27 July 2014

POS	NO	CL	DRIVER(S)	CAR	TIME	LAPS	GAP	MPH	BEST
1	64	C3	McInerney	TVR Griffith	1:00:55.535	24		85.95	2:26.797
2	14	C3	Kinch	Jaquar E-type	1:01:15.354	24	19.819	85.48	2:27.253
3	47	C3	Scragg/Nicoll-Jones	Jaquar E-type	1:01:22.196	24	26.661	85.32	2:26.090
4	94	C3	Gans/Wolfe	AC Cobra	1:01:42.895	24	47.360	84.85	2:28.777
5	71	C3	Wills	Bizzarini 5300 GT	1:01:59.794	24	1:04.259	84.46	2:29.134
6	16	C3	Haddon/Lynn	AC Cobra	1:02:24.493	24	1:28.958	83.90	2:28.981
7	63	C3	Le Blanc/Greensall	AC Cobra	1:02:36.626	24	1:41.091	83.63	2:26.891
8	75	C3	Shepherd/Bremner	AC Cobra	1:02:47.784	24	1:52.249	83.39	2:30.602
9	46	C3	Whitaker	TVR Griffith	1:02:55.415	24	1:59.880	83.22	2:27.026
10	72	C3	Boot	TVR Griffith	1:03:15.656	24	2:20.121	82.77	2:31.513
11	59	C3	Greensall/Mahmoud	Jaquar E-type	1:03:18.249	24	2:22.714	82.72	2:29.348
12	241	C3	McIntyre	Iso Grifo A3C	1:00:58.932	23	1 LAP	82.28	2:30.267
13	99	C3	Davies/Harvey	Chevrolet Corvette	1:01:11.268	23	1 LAP	82.01	2:31.800
14	17	C2	Grace/Huff	Austin Healey 3000	1:01:27.423	23	1 LAP	81.65	2:32.540
15	112	C3	Summers	AC Cobra	1:01:35.679	23	1 LAP	81.47	2:33.636
16	39	CLP	Muller/Muller	Lotus Elan 26R	1:02:04.918	23	1 LAP	80.83	2:34.886
17	171	C3	Le Breton/Snowdon	Jaquar E-type	1:02:10.138	23	1 LAP	80.71	2:31.024
18	29	C2	Ahlers/Bellinger	Morgan Plus 4 SLR	1:02:15.618	23	1 LAP	80.60	2:34.880
19	118	C3	Rawe	Aston Martin DP214	1:02:24.171	23	1 LAP	80.41	2:36.109
20	24	C3	Hancock/Ketvel	Jaquar E-type	1:02:53.092	23	1 LAP	79.79	2:32.602
21	68	C3	Harris/Bell	Iso Grifo A3C	1:03:07.124	23	1 LAP	79.50	2:37.303
22	7	C3	Friedrichs	Aston Martin DP214	1:03:38.627	23	1 LAP	78.84	2:36.005
23	98	C2	Nyblaeus/Welch	Austin Healey 3000	1:00:56.189	22	2 LAPS	78.76	2:37.454
24	80	C3	Beighton/Eckford	Sunbeam Le Mans Tiger	1:01:00.980	22	2 LAPS	78.66	2:28.900
25	25	C3	Burton	Jaquar E-type	1:01:10.301	22	2 LAPS	78.46	2:39.172
26	82	C1	Paul/Bourne	TVR Grantura	1:01:20.825	22	2 LAPS	78.24	2:37.927
27	85	C1	Ashworth/Ashworth	TVR Grantura	1:01:29.402	22	2 LAPS	78.05	2:40.321
28	36	C3	Hales/Simmonds	Jaquar E-type	1:01:43.611	22	2 LAPS	77.75	2:36.746
29	18	C3	Brewer/Gray	Aston Martin DP214	1:01:46.944	22	2 LAPS	77.68	2:40.247
30	31	CLP	Cope/Sheldon	Lotus Elan	1:01:56.035	22	2 LAPS	77.49	2:39.542
31	27	C1	Slater/Sumpter	Porsche 911	1:01:57.172	22	2 LAPS	77.47	2:42.485
32	901	C1	Young	Porsche 901	1:01:59.484	22	2 LAPS	77.42	2:42.264
33	61	C2	Orebi Gann/Burry	Morgan Plus 4 SLR	1:02:12.500	22	2 LAPS	77.15	2:40.581
34	12	C2	Lotsengard	Austin Healey 3000	1:02:26.807	22	2 LAPS	76.86	2:43.457
35	83	C2	Lee/Edwards	Austin Healey 3000	1:02:54.584	22	2 LAPS	76.29	2:43.384
36	28	CLP	Lara-Resende/Della Noce	Lotus Elan	1:02:59.279	22	2 LAPS	76.20	2:39.856
37	40	C1	Amar	Porsche 911	1:02:59.627	22	2 LAPS	76.19	2:44.947
38	123	C1	Hooker	MG B	1:03:00.523	22	2 LAPS	76.17	2:44.656
39	66	C2	Pearson/Devine	Triumph TR4	1:03:02.138	22	2 LAPS	76.14	2:42.377
40	67	C3	Wilhelm/Grandidier	Jaquar E-type	1:01:13.632	21	3 LAPS	74.82	2:46.331
41	52	CLP	Hagan/Maydon	Ginetta G4R	1:01:15.415	21	3 LAPS	74.78	2:35.801
42	91	C3	Merry/Van Der Zee	Sunbeam Tiger	1:01:41.891	21	3 LAPS	74.25	2:42.783
43	159	C1	Newbold/Arif	MG B	1:01:48.554	21	3 LAPS	74.12	2:46.654
44	50	CLP	Barton/Bateman	Lotus Elan S2	1:02:26.432	21	3 LAPS	73.37	2:48.059
45	42	C1	Grant/Valvekens	Lotus Elite	1:01:31.579	20	4 LAPS	70.91	2:51.688
46	3	C2	Sebastiani/Hart	Morgan Plus 4	1:02:59.570	20	4 LAPS	69.26	2:55.576

NOT CLASSIFIED

201	C3	Caron	AC Cobra	46:22.110	17	D.N.F.	79.96	2:28.825
88	C3	Davison	TVR Griffith	46:45.919	17	D.N.F.	79.28	2:33.524
53	C3	Pearson/Pearson	Jaquar E-type	33:07.317	13	D.N.F.	85.56	2:28.437
4	C3	O'Connell	Jaquar E-type	31:59.210	12	D.N.F.	81.77	2:28.590
2	C3	Voyazides/Hadfield	AC Cobra	37:19.556	12	D.N.F.	70.07	2:29.190
23	C1	Fletcher/O'Neill	TVR Grantura	27:55.102	10	D.N.F.	78.04	2:42.707
101	C2	Bentley	Morgan Plus 3	28:06.355	10	D.N.F.	77.52	2:44.699
32	C3	Spiers	TVR Griffith 200	21:09.535	8	D.N.F.	82.33	2:30.884
60	C3	Stretton	Jaquar E-type	7:46.666	3	D.N.F.	83.59	2:32.289
116	CLP	Tomlin	Lotus Elan	8:03.405	3	D.N.F.	80.69	2:38.574

Weather/Track: Sun/Dry. Cars 8 & 144 did not start

Silverstone
Circuit Length = 3.6400 miles.
Start: 15:10 End: 16:11

Clerk of the Course:	Timekeeper:
----------------------	-------------

Chopard International Trophy for Pre'66 GT Cars
RACE 7 - CLASSIFICATION - Silverstone - 25-27 July 2014
 (contd.)

POS	NO	CL	DRIVER(S)	CAR	TIME	LAPS	GAP	MPH	BEST
55	C3		Dodd/Minshaw	Jaguar E-type		0	D.N.F.	N/A	
FASTEST LAP									
47	C3		Scragg/Nicoll-Jones	Jaguar E-type	2:26.090	16	89.69mph	144.35kph	
17	C2		Grace/Huff	Austin Healey 3000	2:32.540	14	85.90mph	138.25kph	
39	CLP		Muller/Muller	Lotus Elan 26R	2:34.886	7	84.60mph	136.15kph	
82	C1		Paul/Bourne	TVR Grantura	2:37.927	15	82.97mph	133.53kph	

Weather/Track: Sun/Dry. Cars 8 & 144 did not start

Silverstone
 Circuit Length = 3.6400 miles.
 Start: 15:10 End: 16:11

Clerk of the Course:		Timekeeper:
----------------------	--	-------------

Chopard International Trophy for Pre'66 GT Cars

RACE 7 - LAP ANALYSIS - Silverstone - 25-27 July 2014

2	Voyazides/Hadfield	AC Cobra			
1 -	2:38.091	6 -	2:29.190	11 -	7:28.958P
2 -	2:32.746	7 -	2:29.871	12 -	4:34.906P
3 -	2:31.935	8 -	2:30.619		
4 -	2:30.198	9 -	2:30.559		
5 -	2:32.156	10 -	2:30.327P		
3	Sebastiani/Hart	Morgan Plus 4			
1 -	3:21.135	6 -	2:56.636	11 -	3:03.172
2 -	2:56.084	7 -	2:59.613	12 -	3:02.166P
3 -	2:55.576	8 -	2:57.793	13 -	4:46.422
4 -	2:56.053	9 -	2:58.448	14 -	3:06.733
5 -	2:56.683	10 -	3:04.863	15 -	3:09.322
				16 -	3:04.000
				17 -	3:04.620
				18 -	3:11.756
				19 -	3:12.526
				20 -	3:15.969
4	O'Connell	Jaguar E-type			
1 -	2:38.728	6 -	2:29.457	11 -	2:34.261P
2 -	2:31.537	7 -	2:29.369	12 -	4:16.483P
3 -	2:30.212	8 -	2:30.682		
4 -	2:28.590	9 -	2:30.356		
5 -	2:28.938	10 -	2:30.597		
7	Friedrichs	Aston Martin DP214			
1 -	2:54.536	6 -	2:41.995	11 -	4:14.443
2 -	2:45.474	7 -	2:40.799	12 -	2:38.709
3 -	2:45.903	8 -	2:39.742	13 -	2:41.458
4 -	2:45.820	9 -	2:43.525	14 -	2:41.872
5 -	2:46.726	10 -	2:41.305P	15 -	2:37.781
				16 -	2:38.243
				17 -	2:38.637
				18 -	2:38.344
				19 -	2:37.613
				20 -	2:41.118
				21 -	2:38.571
				22 -	2:36.005
				23 -	2:50.008
12	Lotsengard	Austin Healey 3000			
1 -	3:05.758	6 -	2:44.673	11 -	2:44.574P
2 -	2:45.604	7 -	2:43.831	12 -	4:15.696
3 -	2:46.136	8 -	2:44.127	13 -	2:46.841
4 -	2:47.476	9 -	2:43.841	14 -	2:45.602
5 -	2:44.533	10 -	2:48.952	15 -	2:45.823
				16 -	2:46.309
				17 -	2:43.457
				18 -	2:44.104
				19 -	2:44.913
				20 -	2:44.719
14	Kinch	Jaguar E-type			
1 -	2:31.039	6 -	2:28.985	11 -	2:31.245
2 -	2:28.188	7 -	2:29.122	12 -	2:30.172
3 -	2:27.253	8 -	2:28.212	13 -	2:31.332P
4 -	2:28.658	9 -	2:29.248	14 -	3:55.597
5 -	2:27.979	10 -	2:32.649	15 -	2:30.273
				16 -	2:30.388
				17 -	2:30.499
				18 -	2:31.019
				19 -	2:29.031
				20 -	2:28.598
				21 -	2:28.121
				22 -	2:28.845
				23 -	2:29.484
				24 -	2:29.417

Weather/Track: Sun/Dry.

Chopard International Trophy for Pre'66 GT Cars
RACE 7 - LAP ANALYSIS - Silverstone - 25-27 July 2014
 (contd.)

16	Haddon/Lynn	AC Cobra			
1 - 2:37.287	6 - 2:30.088	11 - 2:32.656	16 - 2:33.067	21 - 2:32.518	
2 - 2:31.502	7 - 2:30.443	12 - 2:32.823	17 - 2:32.982	22 - 2:33.569	
3 - 2:29.100	8 - 2:30.125	13 - 2:32.727P	18 - 2:33.421	23 - 2:32.223	
4 - 2:28.981	9 - 2:31.337	14 - 4:06.659	19 - 2:32.807	24 - 2:33.793	
5 - 2:29.766	10 - 2:31.447	15 - 2:33.768	20 - 2:31.404		
17	Grace/Huff	Austin Healey 3000			
1 - 2:44.169	6 - 2:37.860	11 - 4:05.259	16 - 2:33.712	21 - 2:33.384	
2 - 2:39.885	7 - 2:40.877	12 - 2:34.791	17 - 2:33.436	22 - 2:33.585	
3 - 2:38.503	8 - 2:38.810	13 - 2:34.007	18 - 2:34.155	23 - 2:34.188	
4 - 2:36.927	9 - 2:39.417	14 - 2:32.540	19 - 2:33.793		
5 - 2:38.569	10 - 2:40.230P	15 - 2:35.035	20 - 2:34.291		
18	Brewer/Gray	Aston Martin DP214			
1 - 2:53.010	6 - 2:40.990	11 - 2:52.596P	16 - 2:43.255	21 - 2:45.210	
2 - 2:45.400	7 - 2:42.682	12 - 4:15.864	17 - 2:42.037	22 - 2:48.910	
3 - 2:42.366	8 - 2:44.027	13 - 2:42.868	18 - 2:40.247		
4 - 2:41.418	9 - 2:43.407	14 - 2:44.177	19 - 2:43.924		
5 - 2:41.550	10 - 2:45.720	15 - 2:42.527	20 - 2:44.759		
23	Fletcher/O'Neill	TVR Grantura			
1 - 2:53.398	6 - 2:43.663				
2 - 2:45.945	7 - 2:42.707				
3 - 2:46.820	8 - 2:43.416				
4 - 2:45.351	9 - 2:48.678				
5 - 2:45.500	10 - 2:59.624P				
24	Hancock/Ketvel	Jaguar E-type			
1 - 2:41.534	6 - 2:34.570	11 - 2:36.108P	16 - 2:43.746	21 - 2:40.872	
2 - 2:35.972	7 - 2:34.382	12 - 4:27.725	17 - 3:02.511	22 - 2:40.452	
3 - 2:34.234	8 - 2:34.511	13 - 2:41.638	18 - 2:42.980	23 - 2:40.783	
4 - 2:32.618	9 - 2:34.372	14 - 2:42.429	19 - 2:41.686		
5 - 2:32.602	10 - 2:33.881	15 - 2:40.155	20 - 2:43.331		
25	Burton	Jaguar E-type			
1 - 2:59.992	6 - 2:40.797	11 - 2:49.188P	16 - 2:39.172	21 - 2:41.232	
2 - 2:42.737	7 - 2:41.081	12 - 4:11.850	17 - 2:40.661	22 - 2:40.213	
3 - 2:45.460	8 - 2:40.556	13 - 2:42.168	18 - 2:40.743		
4 - 2:43.862	9 - 2:41.230	14 - 2:40.336	19 - 2:40.883		
5 - 2:44.445	10 - 2:41.096	15 - 2:40.547	20 - 2:42.052		

Weather/Track: Sun/Dry.

Chopard International Trophy for Pre'66 GT Cars
RACE 7 - LAP ANALYSIS - Silverstone - 25-27 July 2014
 (contd.)

27	Slater/Sumpter	Porsche 911			
1 - 2:55.022	6 - 2:44.557	11 - 4:19.086	16 - 2:42.500	21 - 2:44.099	
2 - 2:44.463	7 - 2:44.401	12 - 2:43.821	17 - 2:43.669	22 - 2:44.165	
3 - 2:45.457	8 - 2:42.485	13 - 2:43.064	18 - 2:43.564		
4 - 2:46.307	9 - 2:43.913	14 - 2:44.109	19 - 2:43.472		
5 - 2:46.101	10 - 2:45.733P	15 - 2:44.314	20 - 2:42.870		
28	Lara-Resende/Della Noce	Lotus Elan			
1 - 2:51.818	6 - 2:40.876	11 - 2:49.599	16 - 2:47.510	21 - 2:42.161	
2 - 2:47.444	7 - 2:40.251	12 - 2:52.188	17 - 2:44.923	22 - 2:43.676	
3 - 2:45.934	8 - 2:39.856	13 - 2:48.315	18 - 2:45.895		
4 - 2:43.932	9 - 2:45.827P	14 - 2:46.322	19 - 2:43.520		
5 - 2:41.623	10 - 5:08.258	15 - 2:48.056	20 - 2:41.295		
29	Ahlers/Bellinger	Morgan Plus 4 SLR			
1 - 2:44.401	6 - 2:36.275	11 - 2:37.050	16 - 2:40.126	21 - 2:39.509	
2 - 2:40.090	7 - 2:36.087	12 - 2:36.345	17 - 2:39.361	22 - 2:39.994	
3 - 2:36.920	8 - 2:37.569	13 - 2:42.735P	18 - 2:38.316	23 - 2:38.429	
4 - 2:34.880	9 - 2:38.905	14 - 4:07.520	19 - 2:39.476		
5 - 2:35.509	10 - 2:35.542	15 - 2:39.740	20 - 2:40.839		
31	Cope/Sheldon	Lotus Elan			
1 - 3:01.216	6 - 2:41.296	11 - 4:30.473	16 - 2:41.197	21 - 2:40.565	
2 - 2:44.684	7 - 2:43.489	12 - 2:41.430	17 - 2:52.388	22 - 2:41.980	
3 - 2:44.495	8 - 2:40.918	13 - 2:39.542	18 - 2:43.573		
4 - 2:43.944	9 - 2:41.061	14 - 2:40.323	19 - 2:43.392		
5 - 2:49.206	10 - 2:46.780P	15 - 2:42.774	20 - 2:41.309		
32	Spiers	TVR Griffith 200			
1 - 2:40.742	6 - 2:34.208				
2 - 2:33.641	7 - 2:33.201				
3 - 2:33.125	8 - 3:11.799P				
4 - 2:30.884					
5 - 2:31.935					
36	Hales/Simmonds	Jaguar E-type			
1 - 2:59.067	6 - 2:37.416	11 - 2:37.293	16 - 2:48.106	21 - 2:45.472	
2 - 2:39.672	7 - 2:36.746	12 - 2:43.989P	17 - 2:46.220	22 - 2:43.540	
3 - 2:45.514	8 - 2:39.088	13 - 4:29.367	18 - 2:44.834		
4 - 2:38.062	9 - 2:37.663	14 - 2:51.515	19 - 2:46.993		
5 - 2:38.639	10 - 2:37.475	15 - 2:49.806	20 - 2:47.134		

Weather/Track: Sun/Dry.

Chopard International Trophy for Pre'66 GT Cars
RACE 7 - LAP ANALYSIS - Silverstone - 25-27 July 2014
 (contd.)

39	Muller/Muller	Lotus Elan 26R							
1 -	2:46.902	6 -	2:35.393	11 -	2:38.377	16 -	2:38.526	21 -	2:39.035
2 -	2:38.187	7 -	2:34.886	12 -	2:36.094	17 -	2:38.792	22 -	2:39.436
3 -	2:38.643	8 -	2:35.866	13 -	2:37.526P	18 -	2:37.460	23 -	2:38.276
4 -	2:36.006	9 -	2:38.226	14 -	4:11.725	19 -	2:37.727		
5 -	2:36.119	10 -	2:35.290	15 -	2:36.503	20 -	2:39.923		
40	Amar	Porsche 911							
1 -	3:00.193	6 -	2:45.053	11 -	2:46.878P	16 -	2:53.680	21 -	2:46.031
2 -	2:46.010	7 -	2:44.947	12 -	4:14.236	17 -	2:49.508	22 -	2:45.766
3 -	2:46.284	8 -	2:45.550	13 -	2:46.229	18 -	2:48.872		
4 -	2:45.908	9 -	2:48.228	14 -	2:49.023	19 -	2:47.841		
5 -	2:47.610	10 -	2:46.549	15 -	2:48.181	20 -	2:47.050		
42	Grant/Valvekens	Lotus Elite							
1 -	3:30.925	6 -	3:01.568	11 -	2:56.033	16 -	2:52.860		
2 -	3:10.818	7 -	3:03.362	12 -	2:54.168	17 -	2:54.895		
3 -	3:03.809	8 -	2:59.777	13 -	2:51.688	18 -	2:53.115		
4 -	3:01.547	9 -	3:01.377P	14 -	2:52.636	19 -	2:53.870		
5 -	3:00.375	10 -	4:42.045	15 -	2:52.429	20 -	2:54.282		
46	Whitaker	TVR Griffith							
1 -	2:30.624	6 -	2:29.994	11 -	3:54.371	16 -	2:29.219	21 -	2:32.886
2 -	2:27.828	7 -	2:28.354	12 -	2:27.026	17 -	2:29.185	22 -	2:28.942
3 -	2:27.507	8 -	2:27.413	13 -	2:29.124	18 -	2:29.270	23 -	2:29.770
4 -	2:27.757	9 -	2:30.322	14 -	2:30.665	19 -	2:28.934	24 -	2:28.749
5 -	2:27.809	10 -	2:34.306P	15 -	4:17.158	20 -	2:28.202		
47	Scragg/Nicoll-Jones	Jaguar E-type							
1 -	2:32.989	6 -	2:29.679	11 -	2:50.148P	16 -	2:26.090	21 -	2:27.636
2 -	2:30.639	7 -	2:30.076	12 -	3:56.691	17 -	2:26.474	22 -	2:27.010
3 -	2:29.512	8 -	2:30.620	13 -	2:28.246	18 -	2:26.931	23 -	2:29.191
4 -	2:29.535	9 -	2:30.636	14 -	2:28.857	19 -	2:27.639	24 -	2:26.908
5 -	2:31.028	10 -	2:31.517	15 -	2:27.355	20 -	2:26.789		
50	Barton/Bateman	Lotus Elan S2							
1 -	3:33.348	6 -	2:52.936	11 -	4:39.468	16 -	2:49.661	21 -	2:49.240
2 -	2:53.674	7 -	2:48.833	12 -	2:51.659	17 -	2:49.821		
3 -	2:51.401	8 -	3:02.997	13 -	2:48.059	18 -	2:52.020		
4 -	2:48.845	9 -	2:49.367	14 -	2:50.183	19 -	2:48.603		
5 -	2:50.639	10 -	2:55.558P	15 -	2:49.864	20 -	2:50.256		

Weather/Track: Sun/Dry.

Chopard International Trophy for Pre'66 GT Cars
RACE 7 - LAP ANALYSIS - Silverstone - 25-27 July 2014
 (contd.)

52	Hagan/Maydon	Ginetta G4R			
1 - 2:51.258	6 - 2:35.905	11 - 2:41.951P	16 - 2:46.321	21 - 2:52.027	
2 - 2:39.321	7 - 2:37.991	12 - 4:23.652	17 - 2:45.094		
3 - 2:36.659	8 - 2:38.873	13 - 2:42.967	18 - 3:02.991P		
4 - 2:35.801	9 - 2:39.718	14 - 2:43.086	19 - 5:14.008		
5 - 2:40.029	10 - 2:38.000	15 - 2:46.157	20 - 2:43.606		
53	Pearson/Pearson	Jaguar E-type			
1 - 2:33.251	6 - 2:29.731	11 - 2:37.119			
2 - 2:28.925	7 - 2:31.696	12 - 2:35.769			
3 - 2:28.437	8 - 2:31.502	13 - 2:38.790P			
4 - 2:29.280	9 - 2:31.702				
5 - 2:33.102	10 - 2:38.013				
55	Dodd/Minshaw	Jaguar E-type			
59	Greensall/Mahmoud	Jaguar E-type			
1 - 2:35.108	6 - 2:29.478	11 - 2:33.069P	16 - 2:36.048	21 - 2:35.679	
2 - 2:32.111	7 - 2:31.006	12 - 4:10.461	17 - 2:34.841	22 - 2:35.574	
3 - 2:31.504	8 - 2:31.453	13 - 2:36.320	18 - 2:36.152	23 - 2:44.733	
4 - 2:29.348	9 - 2:30.586	14 - 2:37.860	19 - 2:34.747	24 - 2:35.800	
5 - 2:29.600	10 - 2:34.240	15 - 2:35.772	20 - 2:36.759		
60	Stretton	Jaguar E-type			
1 - 2:37.585					
2 - 2:32.289					
3 - 2:36.792P					
61	Orebi Gann/Burry	Morgan Plus 4 SLR			
1 - 2:57.526	6 - 2:40.849	11 - 2:45.007P	16 - 2:44.646	21 - 2:46.179	
2 - 2:44.613	7 - 2:44.673	12 - 4:26.750	17 - 2:45.588	22 - 2:42.445	
3 - 2:47.228	8 - 2:40.581	13 - 2:46.574	18 - 2:44.220		
4 - 2:43.947	9 - 2:42.795	14 - 2:44.148	19 - 2:44.090		
5 - 2:48.789	10 - 2:43.207	15 - 2:45.495	20 - 2:43.150		

Weather/Track: Sun/Dry.

Chopard International Trophy for Pre'66 GT Cars
RACE 7 - LAP ANALYSIS - Silverstone - 25-27 July 2014
 (contd.)

63	Le Blanc/Greensall	AC Cobra			
1 - 2:34.943	6 - 2:43.743	11 - 2:31.129	16 - 2:29.623	21 - 2:28.788	
2 - 2:34.651	7 - 2:32.977	12 - 2:35.006P	17 - 2:29.318	22 - 2:27.627	
3 - 2:32.884	8 - 2:34.535	13 - 4:19.933	18 - 2:27.481	23 - 2:28.124	
4 - 2:35.553	9 - 2:32.306	14 - 2:34.040	19 - 2:29.825	24 - 2:26.891	
5 - 2:33.029	10 - 2:32.907	15 - 2:32.295	20 - 2:29.018		
64	McInerney	TVR Griffith			
1 - 2:29.776	6 - 2:27.869	11 - 2:27.349	16 - 2:28.726	21 - 2:29.014	
2 - 2:26.797	7 - 2:28.220	12 - 2:27.315P	17 - 2:28.415	22 - 2:30.876	
3 - 2:27.301	8 - 2:28.656	13 - 3:57.652	18 - 2:28.330	23 - 2:28.378	
4 - 2:26.911	9 - 2:29.830	14 - 2:30.081	19 - 2:28.248	24 - 2:28.108	
5 - 2:27.603	10 - 2:29.041	15 - 2:29.299	20 - 2:31.740		
66	Pearson/Devine	Triumph TR4			
1 - 3:09.832	6 - 2:51.647	11 - 2:46.788	16 - 2:45.642	21 - 2:42.965	
2 - 2:51.018	7 - 2:51.807	12 - 2:46.482	17 - 2:43.719	22 - 2:42.377	
3 - 2:51.826	8 - 2:48.173	13 - 2:44.903	18 - 2:45.844		
4 - 2:51.878	9 - 2:49.742P	14 - 2:44.468	19 - 2:43.407		
5 - 2:50.705	10 - 4:09.400	15 - 2:45.731	20 - 2:43.784		
67	Wilhelm/Grandidier	Jaguar E-type			
1 - 3:03.297	6 - 2:50.328	11 - 4:30.248	16 - 2:46.331	21 - 2:47.876	
2 - 2:49.468	7 - 2:54.519	12 - 2:49.377	17 - 2:47.826		
3 - 2:50.953	8 - 2:49.795	13 - 2:49.489	18 - 2:49.447		
4 - 2:51.713	9 - 2:48.003	14 - 2:48.726	19 - 2:48.120		
5 - 2:50.450	10 - 2:50.883P	15 - 2:49.142	20 - 2:47.641		
68	Harris/Bell	Iso Grifo A3C			
1 - 2:52.603	6 - 2:37.303	11 - 2:38.535	16 - 2:44.501	21 - 2:40.577	
2 - 2:42.841	7 - 2:38.351	12 - 2:44.072P	17 - 2:39.082	22 - 2:40.403	
3 - 2:38.364	8 - 2:37.654	13 - 4:17.823	18 - 2:42.049	23 - 2:41.047	
4 - 2:37.485	9 - 2:38.108	14 - 2:40.485	19 - 2:39.771		
5 - 2:38.894	10 - 2:37.521	15 - 2:39.506	20 - 2:40.149		
71	Wills	Bizzarini 5300 GT			
1 - 2:31.317	6 - 2:29.634	11 - 2:33.102	16 - 2:30.042	21 - 2:31.298	
2 - 2:38.389	7 - 2:30.201	12 - 2:31.788	17 - 2:31.553	22 - 2:29.748	
3 - 2:31.905	8 - 2:30.720	13 - 2:31.780P	18 - 2:31.379	23 - 2:31.128	
4 - 2:29.134	9 - 2:29.675	14 - 4:00.523	19 - 2:30.157	24 - 2:31.004	
5 - 2:29.637	10 - 2:32.144	15 - 2:31.704	20 - 2:31.832		

Weather/Track: Sun/Dry.

Chopard International Trophy for Pre'66 GT Cars
RACE 7 - LAP ANALYSIS - Silverstone - 25-27 July 2014
 (contd.)

72	Boot	TVR Griffith							
1 -	3:04.800	6 -	2:32.544	11 -	2:31.646	16 -	2:31.765	21 -	2:33.843
2 -	2:38.106	7 -	2:31.711	12 -	2:33.397P	17 -	2:33.290	22 -	2:33.086
3 -	2:38.625	8 -	2:31.513	13 -	3:59.548	18 -	2:33.194	23 -	2:33.029
4 -	2:33.360	9 -	2:32.203	14 -	2:32.294	19 -	2:32.742	24 -	2:34.980
5 -	2:32.637	10 -	2:31.844	15 -	2:32.631	20 -	2:32.868		
75	Shepherd/Bremner	AC Cobra							
1 -	2:40.425	6 -	2:32.572	11 -	2:33.366	16 -	2:34.473	21 -	2:31.589
2 -	2:45.711	7 -	2:31.225	12 -	2:34.218P	17 -	2:30.602	22 -	2:31.063
3 -	2:34.346	8 -	2:32.912	13 -	4:05.205	18 -	2:30.612	23 -	2:31.373
4 -	2:31.436	9 -	2:31.636	14 -	2:32.535	19 -	2:31.702	24 -	2:31.706
5 -	2:31.596	10 -	2:32.814	15 -	2:32.691	20 -	2:31.976		
80	Beighton/Eckford	Sunbeam Le Mans Tiger							
1 -	2:36.573	6 -	2:30.272	11 -	2:40.735P	16 -	2:47.272	21 -	2:45.985
2 -	2:30.430	7 -	2:30.659	12 -	5:21.075	17 -	2:47.538	22 -	2:45.814
3 -	2:29.847	8 -	2:30.310	13 -	2:48.870	18 -	2:45.303		
4 -	2:28.900	9 -	2:32.481	14 -	2:49.823	19 -	2:46.475		
5 -	2:29.707	10 -	2:31.633	15 -	2:45.463	20 -	2:45.815		
82	Paul/Bourne	TVR Grantura							
1 -	2:55.990	6 -	2:42.867	11 -	2:42.274	16 -	2:39.673	21 -	2:39.199
2 -	2:45.403	7 -	2:42.887	12 -	2:39.818	17 -	2:39.266	22 -	2:39.824
3 -	2:47.118	8 -	2:43.209	13 -	2:39.370	18 -	2:38.319		
4 -	2:45.331	9 -	2:47.140P	14 -	2:39.906	19 -	2:40.698		
5 -	2:50.001	10 -	4:24.283	15 -	2:37.927	20 -	2:40.322		
83	Lee/Edwards	Austin Healey 3000							
1 -	2:58.964	6 -	2:44.647	11 -	2:44.064	16 -	2:45.360	21 -	2:46.900
2 -	2:45.413	7 -	2:43.384	12 -	2:50.794P	17 -	2:45.739	22 -	2:45.344
3 -	2:46.798	8 -	2:45.689	13 -	4:23.721	18 -	2:46.008		
4 -	2:46.856	9 -	2:45.082	14 -	2:53.905	19 -	2:45.606		
5 -	2:47.658	10 -	2:50.891	15 -	2:45.632	20 -	2:46.129		
85	Ashworth/Ashworth	TVR Grantura							
1 -	3:00.475	6 -	2:42.042	11 -	2:44.536P	16 -	2:41.927	21 -	2:42.270
2 -	2:44.081	7 -	2:42.683	12 -	4:13.782	17 -	2:41.847	22 -	2:42.266
3 -	2:44.156	8 -	2:42.554	13 -	2:43.081	18 -	2:40.321		
4 -	2:43.999	9 -	2:42.472	14 -	2:42.240	19 -	2:40.970		
5 -	2:46.337	10 -	2:43.825	15 -	2:42.722	20 -	2:40.816		

Weather/Track: Sun/Dry.

Chopard International Trophy for Pre'66 GT Cars
RACE 7 - LAP ANALYSIS - Silverstone - 25-27 July 2014
 (contd.)

88	Davison	TVR Griffith							
1 -	2:41.374	6 -	2:36.747	11 -	2:39.705P	16 -	2:36.603		
2 -	2:42.878	7 -	2:35.739	12 -	4:36.920	17 -	2:39.201		
3 -	2:35.476	8 -	2:36.259	13 -	2:36.526				
4 -	2:33.524	9 -	2:38.226	14 -	2:41.167				
5 -	2:37.765	10 -	2:36.490	15 -	2:41.319				
91	Merry/Van Der Zee	Sunbeam Tiger							
1 -	2:56.647	6 -	2:42.783	11 -	2:56.632	16 -	2:59.793	21 -	2:53.954
2 -	2:43.863	7 -	2:44.771	12 -	2:49.522P	17 -	2:57.921		
3 -	2:47.017	8 -	2:42.797	13 -	4:25.094	18 -	2:57.796		
4 -	2:45.576	9 -	2:43.510	14 -	3:05.535	19 -	3:00.531		
5 -	2:46.671	10 -	2:43.547	15 -	3:00.269	20 -	2:57.662		
94	Gans/Wolfe	AC Cobra							
1 -	2:35.458	6 -	2:30.654	11 -	2:36.683P	16 -	2:29.397	21 -	2:29.599
2 -	2:31.269	7 -	2:30.552	12 -	3:59.015	17 -	2:28.777	22 -	2:30.437
3 -	2:29.622	8 -	2:30.368	13 -	2:29.851	18 -	2:28.979	23 -	2:32.505
4 -	2:28.882	9 -	2:30.733	14 -	2:30.180	19 -	2:29.345	24 -	2:31.311
5 -	2:29.450	10 -	2:30.894	15 -	2:29.889	20 -	2:29.045		
98	Nyblaeus/Welch	Austin Healey 3000							
1 -	2:51.573	6 -	2:41.221	11 -	2:50.824P	16 -	2:39.856	21 -	2:37.899
2 -	2:46.576	7 -	2:44.309	12 -	4:01.851	17 -	2:37.454	22 -	2:38.119
3 -	2:46.632	8 -	2:43.180	13 -	2:38.194	18 -	2:37.513		
4 -	2:47.639	9 -	2:44.363	14 -	2:38.665	19 -	2:38.079		
5 -	2:50.739	10 -	2:46.261	15 -	2:37.636	20 -	2:37.606		
99	Davies/Harvey	Chevrolet Corvette							
1 -	2:39.869	6 -	2:45.782	11 -	4:18.045	16 -	2:33.831	21 -	2:33.480
2 -	2:32.678	7 -	2:36.591	12 -	2:37.962	17 -	2:33.006	22 -	2:33.937
3 -	2:31.800	8 -	2:38.632	13 -	2:35.495	18 -	2:32.409	23 -	2:33.531
4 -	2:32.516	9 -	2:33.971	14 -	2:34.485	19 -	2:33.647		
5 -	2:33.183	10 -	2:36.716P	15 -	2:36.364	20 -	2:33.338		
101	Bentley	Morgan Plus 3							
1 -	3:04.099	6 -	2:46.103						
2 -	2:48.870	7 -	2:46.838						
3 -	2:45.537	8 -	2:47.346						
4 -	2:45.665	9 -	2:49.538						
5 -	2:44.699	10 -	2:47.660P						

Weather/Track: Sun/Dry.

Chopard International Trophy for Pre'66 GT Cars
RACE 7 - LAP ANALYSIS - Silverstone - 25-27 July 2014
 (contd.)

112	Summers	AC Cobra							
1 -	2:44.656	6 -	2:35.484	11 -	2:39.241P	16 -	2:37.654	21 -	2:38.417
2 -	2:37.108	7 -	2:34.626	12 -	4:10.571	17 -	2:35.842	22 -	2:37.481
3 -	2:33.969	8 -	2:36.999	13 -	2:37.271	18 -	2:36.734	23 -	2:37.294
4 -	2:33.636	9 -	2:34.379	14 -	2:35.902	19 -	2:36.139		
5 -	2:34.928	10 -	2:35.788	15 -	2:36.257	20 -	2:35.303		
116	Tomlin	Lotus Elan							
1 -	2:45.584								
2 -	2:39.247								
3 -	2:38.574								
118	Rawe	Aston Martin DP214							
1 -	2:51.055	6 -	2:36.999	11 -	2:40.986P	16 -	2:38.327	21 -	2:36.937
2 -	2:41.952	7 -	2:36.109	12 -	4:02.627	17 -	2:37.789	22 -	2:39.351
3 -	2:38.126	8 -	2:36.781	13 -	2:44.997	18 -	2:37.102	23 -	2:39.141
4 -	2:37.167	9 -	2:39.156	14 -	2:38.052	19 -	2:36.359		
5 -	2:37.953	10 -	2:40.367	15 -	2:37.274	20 -	2:39.564		
123	Hooker	MG B							
1 -	3:02.385	6 -	2:45.133	11 -	2:47.560	16 -	2:48.208	21 -	2:46.695
2 -	2:45.435	7 -	2:45.155	12 -	2:50.678P	17 -	2:45.866	22 -	2:44.656
3 -	2:45.690	8 -	2:46.658	13 -	4:21.677	18 -	2:46.671		
4 -	2:46.292	9 -	2:48.867	14 -	2:49.763	19 -	2:45.555		
5 -	2:46.674	10 -	2:49.149	15 -	2:47.066	20 -	2:44.690		
159	Newbold/Arif	MG B							
1 -	3:08.296	6 -	2:50.727	11 -	4:27.890	16 -	2:50.169	21 -	2:46.654
2 -	2:52.966	7 -	2:53.117	12 -	2:53.445	17 -	2:49.968		
3 -	2:52.948	8 -	2:51.189	13 -	2:49.988	18 -	2:49.403		
4 -	2:50.698	9 -	2:53.510	14 -	2:50.580	19 -	2:48.672		
5 -	2:51.703	10 -	2:56.594P	15 -	2:48.410	20 -	2:51.627		
171	Le Breton/Snowdon	Jaguar E-type							
1 -	2:50.837	6 -	2:44.401	11 -	4:08.565	16 -	2:32.670	21 -	2:31.024
2 -	2:46.872	7 -	2:42.983	12 -	2:32.883	17 -	2:32.145	22 -	2:36.693
3 -	2:46.490	8 -	2:41.513	13 -	2:34.367	18 -	2:32.212	23 -	2:33.463
4 -	2:46.746	9 -	2:42.297	14 -	2:32.679	19 -	2:33.034		
5 -	2:44.524	10 -	2:40.089P	15 -	2:32.128	20 -	2:31.523		

Weather/Track: Sun/Dry.

Chopard International Trophy for Pre'66 GT Cars
RACE 7 - LAP ANALYSIS - Silverstone - 25-27 July 2014
 (contd.)

201	Caron	AC Cobra							
1 -	2:36.278	6 -	2:29.176	11 -	2:35.063P	16 -	2:40.625P		
2 -	2:35.277	7 -	2:29.597	12 -	4:04.254	17 -	4:14.500P		
3 -	2:31.459	8 -	2:29.274	13 -	2:30.540				
4 -	2:30.527	9 -	2:28.825	14 -	2:31.434				
5 -	2:31.064	10 -	2:33.491	15 -	2:30.726				
241	McIntyre	Iso Grifo A3C							
1 -	2:38.343P	6 -	2:30.830	11 -	2:31.535	16 -	2:30.760	21 -	2:31.321
2 -	3:33.361	7 -	2:30.747	12 -	2:30.483	17 -	2:31.838	22 -	2:32.818
3 -	2:32.037	8 -	2:30.708	13 -	2:36.678P	18 -	2:31.154	23 -	2:32.925
4 -	2:33.328	9 -	2:30.267	14 -	4:02.491	19 -	2:30.651		
5 -	2:38.639	10 -	2:33.269	15 -	2:31.824	20 -	2:32.925		
901	Young	Porsche 901							
1 -	3:02.026	6 -	2:43.997	11 -	2:49.617P	16 -	2:42.697	21 -	2:43.347
2 -	2:44.597	7 -	2:42.808	12 -	4:09.770	17 -	2:43.478	22 -	2:42.264
3 -	2:45.080	8 -	2:43.445	13 -	2:44.615	18 -	2:44.484		
4 -	2:44.435	9 -	2:43.442	14 -	2:43.828	19 -	2:43.873		
5 -	2:48.202	10 -	2:47.079	15 -	2:42.886	20 -	2:43.514		

Weather/Track: Sun/Dry.

Chopard International Trophy for Pre'66 GT Cars

RACE 7 - LAP CHART - Silverstone - 25-27 July 2014

Lap 1			Lap 2			Lap 3			Lap 4			Lap 5		
No	Behind	Laptime	No	Behind	Laptime	No	Behind	Laptime	No	Behind	Laptime	No	Behind	Laptime
64		2:29.776	64		2:26.797	64		2:27.301	64		2:26.911	64		2:27.603
46	0.848	2:30.624	46	1.879	2:27.828	46	2.085	2:27.507	46	2.931	2:27.757	46	3.137	2:27.809
14	1.263	2:31.039	14	2.654	2:28.188	14	2.606	2:27.253	14	4.353	2:28.658	14	4.729	2:27.979
71	1.541	2:31.317	53	5.603	2:28.925	53	6.739	2:28.437	53	9.108	2:29.280	53	14.607	2:33.102
47	3.213	2:32.989	47	7.055	2:30.639	47	9.266	2:29.512	47	11.890	2:29.535	47	15.315	2:31.028
53	3.475	2:33.251	94	10.154	2:31.269	94	12.475	2:29.622	94	14.446	2:28.882	94	16.293	2:29.450
63	5.167	2:34.943	80	10.430	2:30.430	80	12.976	2:29.847	80	14.965	2:28.900	80	17.069	2:29.707
59	5.332	2:35.108	59	10.646	2:32.111	16	14.015	2:29.100	16	16.085	2:28.981	16	18.248	2:29.766
94	5.682	2:35.458	16	12.216	2:31.502	59	14.849	2:31.504	59	17.286	2:29.348	59	19.283	2:29.600
201	6.502	2:36.278	63	13.021	2:34.651	4	16.603	2:30.212	4	18.282	2:28.590	4	19.617	2:28.938
80	6.797	2:36.573	71	13.133	2:38.389	71	17.737	2:31.905	71	19.960	2:29.134	71	21.994	2:29.637
16	7.511	2:37.287	60	13.301	2:32.289	63	18.604	2:32.884	2	22.185	2:30.198	201	26.217	2:31.064
241	8.567	2:38.343P	4	13.692	2:31.537	2	18.898	2:31.935	201	22.756	2:30.527	2	26.738	2:32.156
60	7.809	2:37.585	2	14.264	2:32.746	201	19.140	2:31.459	99	26.078	2:32.516	42	1 LAP	3:01.547
2	8.315	2:38.091	201	14.982	2:35.277	99	20.473	2:31.800	63	27.246	2:35.553	99	31.658	2:33.183
4	8.952	2:38.728	99	15.974	2:32.678	60	22.792	2:36.792P	32	27.607	2:30.884	32	31.939	2:31.935
99	10.093	2:39.869	32	17.810	2:33.641	32	23.634	2:33.125	24	33.573	2:32.618	63	32.672	2:33.029
75	10.649	2:40.425	24	20.933	2:35.972	24	27.866	2:34.234	112	38.584	2:33.636	24	38.572	2:32.602
32	10.966	2:40.742	112	25.191	2:37.108	112	31.859	2:33.969	75	41.133	2:31.436	75	45.126	2:31.596
88	11.598	2:41.374	17	27.481	2:39.885	88	35.854	2:35.476	88	42.467	2:33.524	112	45.909	2:34.928
24	11.758	2:41.534	88	27.679	2:42.878	75	36.608	2:34.346	29	45.506	2:34.880	88	52.629	2:37.765
17	14.393	2:44.169	29	27.918	2:40.090	29	37.537	2:36.920	17	48.699	2:36.927	29	53.412	2:35.509
29	14.625	2:44.401	116	28.258	2:39.247	17	38.683	2:38.503	39	48.953	2:36.006	39	57.469	2:36.119
112	14.880	2:44.656	39	28.516	2:38.187	116	39.531	2:38.574	52	52.254	2:35.801	17	59.665	2:38.569
116	15.808	2:45.584	75	29.563	2:45.711	39	39.858	2:38.643	118	57.515	2:37.167	52	1:04.680	2:40.029
39	17.126	2:46.902	52	34.006	2:39.321	52	43.364	2:36.659	68	1:00.508	2:37.485	118	1:07.865	2:37.953
171	21.061	2:50.837	118	36.434	2:41.952	118	47.259	2:38.126	72	1:04.106	2:33.360	72	1:09.140	2:32.637
118	21.279	2:51.055	68	38.871	2:42.841	68	49.934	2:38.364	18	1:11.409	2:41.418	68	1:11.799	2:38.894
52	21.482	2:51.258	171	41.136	2:46.872	18	56.902	2:42.366	36	1:11.530	2:38.062	36	1:22.566	2:38.639
98	21.797	2:51.573	98	41.576	2:46.576	72	57.657	2:38.625	28	1:18.343	2:43.932	18	1:25.356	2:41.550
28	22.042	2:51.818	18	41.837	2:45.400	171	1:00.325	2:46.490	171	1:20.160	2:46.746	28	1:32.363	2:41.623
68	22.827	2:52.603	36	42.166	2:39.672	36	1:00.379	2:45.514	27	1:20.464	2:46.307	171	1:37.081	2:44.524
18	23.234	2:53.010	28	42.689	2:47.444	98	1:00.907	2:46.632	23	1:20.729	2:45.351	241	1:37.320	2:38.639
23	23.622	2:53.398	23	42.770	2:45.945	27	1:01.068	2:45.457	7	1:20.948	2:45.820	25	1:38.108	2:44.445
7	24.760	2:54.536	27	42.912	2:44.463	28	1:01.322	2:45.934	25	1:21.266	2:43.862	23	1:38.626	2:45.500
27	25.246	2:55.022	7	43.437	2:45.474	7	1:02.039	2:45.903	98	1:21.635	2:47.639	27	1:38.962	2:46.101
82	26.214	2:55.990	91	43.937	2:43.863	23	1:02.289	2:46.820	85	1:21.926	2:43.999	7	1:40.071	2:46.726
91	26.871	2:56.647	82	44.820	2:45.403	91	1:03.653	2:47.017	91	1:22.318	2:45.576	85	1:40.660	2:46.337
61	27.750	2:57.526	61	45.566	2:44.613	25	1:04.315	2:45.460	61	1:22.529	2:43.947	91	1:41.386	2:46.671
83	29.188	2:58.964	25	46.156	2:42.737	82	1:04.637	2:47.118	82	1:23.057	2:45.331	61	1:43.715	2:48.789
36	29.291	2:59.067	72	46.333	2:38.106	85	1:04.838	2:44.156	31	1:23.554	2:43.944	98	1:44.771	2:50.739
25	30.216	2:59.992	83	47.804	2:45.413	61	1:05.493	2:47.228	901	1:25.353	2:44.435	31	1:45.157	2:49.206
40	30.417	3:00.193	85	47.983	2:44.081	31	1:06.521	2:44.495	241	1:26.284	2:33.328	82	1:45.455	2:50.001
85	30.699	3:00.475	31	49.327	2:44.684	83	1:07.301	2:46.798	83	1:27.246	2:46.856	901	1:45.952	2:48.202
31	31.440	3:01.216	40	49.630	2:46.010	901	1:07.829	2:45.080	40	1:27.610	2:45.908	83	1:47.301	2:47.658
901	32.250	3:02.026	901	50.050	2:44.597	40	1:08.613	2:46.284	123	1:29.017	2:46.292	40	1:47.617	2:47.610
123	32.609	3:02.385	123	51.247	2:45.435	123	1:09.636	2:45.690	101	1:33.386	2:45.665	123	1:48.088	2:46.674
67	33.521	3:03.297	12	54.789	2:45.604	12	1:13.624	2:46.136	12	1:34.189	2:47.476	101	1:50.482	2:44.699
101	34.323	3:04.099	67	56.192	2:49.468	101	1:14.632	2:45.537	67	1:44.646	2:51.713	12	1:51.119	2:44.533
72	35.024	3:04.800	101	56.396	2:48.870	67	1:19.844	2:50.953	66	1:53.769	2:51.878	67	2:07.493	2:50.450

Weather/Track: Sun/Dry.

www.mstworld.com

Page 1 of 5

Silverstone
Circuit Length = 3.6400 miles.
Start: 15:10 End: 16:11

Printed - 16:20 Saturday, 26 July 2014

Chopard International Trophy for Pre'66 GT Cars
RACE 7 - LAP CHART - Silverstone - 25-27 July 2014
 (contd.)

Lap 6			Lap 7			Lap 8			Lap 9			Lap 10		
No	Behind	Laptime	No	Behind	Laptime	No	Behind	Laptime	No	Behind	Laptime	No	Behind	Laptime
64		2:27.869	64		2:28.220	64		2:28.656	64		2:29.830	64		2:29.041
46	5.262	2:29.994	67	1 LAP	2:50.328	46	4.153	2:27.413	901	1 LAP	2:43.445	7	1 LAP	2:43.525
14	5.845	2:28.985	46	5.396	2:28.354	14	6.303	2:28.212	46	4.645	2:30.322	171	1 LAP	2:42.297
50	1 LAP	2:50.639	14	6.747	2:29.122	47	20.945	2:30.620	14	5.721	2:29.248	85	1 LAP	2:42.472
53	16.469	2:29.731	66	1 LAP	2:51.647	53	22.791	2:31.502	83	1 LAP	2:45.689	31	1 LAP	2:41.061
47	17.125	2:29.679	159	1 LAP	2:50.727	94	23.122	2:30.368	40	1 LAP	2:45.550	61	1 LAP	2:42.795
94	19.078	2:30.654	47	18.981	2:30.076	80	23.565	2:30.310	12	1 LAP	2:44.127	14	9.329	2:32.649
3	1 LAP	2:56.683	53	19.945	2:31.696	16	24.159	2:30.125	123	1 LAP	2:46.658	46	9.910	2:34.306P
80	19.472	2:30.272	94	21.410	2:30.552	4	24.380	2:30.682	101	1 LAP	2:47.346	42	2 LAPS	2:59.777
16	20.467	2:30.088	80	21.911	2:30.659	59	26.475	2:31.453	47	21.751	2:30.636	27	1 LAP	2:43.913
59	20.892	2:29.478	4	22.354	2:29.369	67	1 LAP	2:54.519	94	24.025	2:30.733	91	1 LAP	2:43.510
4	21.205	2:29.457	16	22.690	2:30.443	71	27.804	2:30.720	53	24.663	2:31.702	23	1 LAP	2:48.678
71	23.759	2:29.634	59	23.678	2:31.006	201	29.519	2:29.274	4	24.906	2:30.356	98	1 LAP	2:44.363
201	27.524	2:29.176	71	25.740	2:30.201	2	31.673	2:30.619	16	25.666	2:31.337	901	1 LAP	2:43.442
2	28.059	2:29.190	201	28.901	2:29.597	66	1 LAP	2:51.807	80	26.216	2:32.481	82	1 LAP	2:47.140P
32	38.278	2:34.208	2	29.710	2:29.871	159	1 LAP	2:53.117	59	27.231	2:30.586	83	1 LAP	2:45.082
24	45.273	2:34.570	50	1 LAP	2:52.936	50	1 LAP	2:48.833	71	27.649	2:29.675	12	1 LAP	2:43.841
63	48.546	2:43.743	32	43.259	2:33.201	75	57.090	2:32.912	201	28.514	2:28.825	47	24.227	2:31.517
99	49.571	2:45.782	3	1 LAP	2:56.636	24	57.290	2:34.511	2	32.402	2:30.559	94	25.878	2:30.894
75	49.829	2:32.572	24	51.435	2:34.382	63	59.182	2:34.535	67	1 LAP	2:49.795	4	26.462	2:30.597
112	53.524	2:35.484	75	52.834	2:31.225	99	1:07.918	2:38.632	66	1 LAP	2:48.173	40	1 LAP	2:48.228
42	1 LAP	3:00.375	63	53.303	2:32.977	112	1:08.273	2:36.999	159	1 LAP	2:51.189	16	28.072	2:31.447
88	1:01.507	2:36.747	99	57.942	2:36.591	88	1:16.629	2:36.259	75	58.896	2:31.636	80	28.808	2:31.633
29	1:01.818	2:36.275	112	59.930	2:34.626	29	1:18.598	2:37.569	63	1:01.658	2:32.306	123	1 LAP	2:48.867
39	1:04.993	2:35.393	88	1:09.026	2:35.739	3	1 LAP	2:59.613	24	1:01.832	2:34.372	71	30.752	2:32.144
17	1:09.656	2:37.860	29	1:09.685	2:36.087	39	1:18.869	2:35.866	99	1:12.059	2:33.971	59	32.430	2:34.240
52	1:12.716	2:35.905	39	1:11.659	2:34.886	72	1:20.163	2:31.513	112	1:12.822	2:34.379	201	32.964	2:33.491
72	1:13.815	2:32.544	72	1:17.306	2:31.711	32	1:26.402	3:11.799P	72	1:22.536	2:32.203	2	33.688	2:30.327P
118	1:16.995	2:36.999	17	1:22.313	2:40.877	17	1:32.467	2:38.810	88	1:25.025	2:38.226	53	33.635	2:38.013
68	1:21.233	2:37.303	52	1:22.487	2:37.991	52	1:32.704	2:38.873	39	1:27.265	2:38.226	101	1 LAP	2:49.538
36	1:32.113	2:37.416	118	1:24.884	2:36.109	118	1:33.009	2:36.781	29	1:27.673	2:38.905	75	1:02.669	2:32.814
18	1:38.477	2:40.990	68	1:31.364	2:38.351	68	1:40.362	2:37.654	50	1 LAP	3:02.997	63	1:05.524	2:32.907
241	1:40.281	2:30.830	42	1 LAP	3:01.568	241	1:44.860	2:30.708	17	1:42.054	2:39.417	67	1 LAP	2:48.003
28	1:45.370	2:40.876	36	1:40.639	2:36.746	36	1:51.071	2:39.088	118	1:42.335	2:39.156	24	1:06.672	2:33.881
25	1:51.036	2:40.797	241	1:42.808	2:30.747	18	2:08.310	2:44.027	52	1:42.592	2:39.718	66	1 LAP	2:49.742P
171	1:53.613	2:44.401	18	1:52.939	2:42.682	28	2:08.601	2:39.856	241	1:45.297	2:30.267	99	1:19.734	2:36.716P
7	1:54.197	2:41.995	28	1:57.401	2:40.251	42	1 LAP	3:03.362	3	1 LAP	2:57.793	112	1:19.569	2:35.788
23	1:54.420	2:43.663	25	2:03.897	2:41.081	25	2:15.797	2:40.556	68	1:48.640	2:38.108	159	1 LAP	2:53.510
85	1:54.833	2:42.042	7	2:06.776	2:40.799	7	2:17.862	2:39.742	36	1:58.904	2:37.663	72	1:25.339	2:31.844
27	1:55.650	2:44.557	171	2:08.376	2:42.983	171	2:21.233	2:41.513	18	2:21.887	2:43.407	88	1:32.474	2:36.490
91	1:56.300	2:42.783	23	2:08.907	2:42.707	85	2:23.194	2:42.554	28	2:24.598	2:45.827P	39	1:33.514	2:35.290
61	1:56.695	2:40.849	85	2:09.296	2:42.683	23	2:23.667	2:43.416	25	2:27.197	2:41.230	29	1:34.174	2:35.542
98	1:58.123	2:41.221	27	2:11.831	2:44.401	61	2:25.073	2:40.581				241	1:49.525	2:33.269
31	1:58.584	2:41.296	91	2:12.851	2:44.771	27	2:25.660	2:42.485				50	1 LAP	2:49.367
82	2:00.453	2:42.867	61	2:13.148	2:44.673	31	2:26.115	2:40.918				52	1:51.551	2:38.000
901	2:02.080	2:43.997	31	2:13.853	2:43.489	91	2:26.992	2:42.797				17	1:53.243	2:40.230P
83	2:04.079	2:44.647	98	2:14.212	2:44.309	98	2:28.736	2:43.180				118	1:53.661	2:40.367
40	2:04.801	2:45.053	82	2:15.120	2:42.887	82	2:29.673	2:43.209				68	1:57.120	2:37.521
123	2:05.352	2:45.133	901	2:16.668	2:42.808							36	2:07.338	2:37.475
12	2:07.923	2:44.673	83	2:19.243	2:43.384							3	1 LAP	2:58.448

Weather/Track: Sun/Dry.

Chopard International Trophy for Pre'66 GT Cars
RACE 7 - LAP CHART - Silverstone - 25-27 July 2014
 (contd.)

Lap 11			Lap 12			Lap 13			Lap 14			Lap 15		
No	Behind	Laptime	No	Behind	Laptime	No	Behind	Laptime	No	Behind	Laptime	No	Behind	Laptime
64		2:27.349	64		2:27.315P	14		2:31.332P	64		2:30.081	64		2:29.299
18	1 LAP	2:45.720	28	2 LAPS	5:08.258	28	2 LAPS	2:49.599	88	1 LAP	2:36.526	118	1 LAP	2:38.052
25	1 LAP	2:41.096	14	16.082	2:30.172	42	3 LAPS	4:42.045	3	2 LAPS	3:02.166P	67	2 LAPS	2:49.489
14	13.225	2:31.245	3	2 LAPS	3:04.863	2	2 LAPS	7:28.958P	46	8.699	2:30.665	88	1 LAP	2:41.167
7	1 LAP	2:41.305P	66	2 LAPS	4:09.400	16	24.200	2:32.727P	68	1 LAP	4:17.823	14	16.252	2:30.273
171	1 LAP	2:40.089P	25	1 LAP	2:49.188P	71	25.344	2:31.780P	14	15.278	3:55.597	80	1 LAP	2:49.823
85	1 LAP	2:43.825	18	1 LAP	2:52.596P	112	1 LAP	4:10.571	52	1 LAP	2:42.967	68	1 LAP	2:40.485
61	1 LAP	2:43.207	16	38.887	2:32.823	24	1 LAP	4:27.725	159	2 LAPS	2:53.445	52	1 LAP	2:43.086
31	1 LAP	2:46.780P	85	1 LAP	2:44.536P	66	2 LAPS	2:46.788	36	1 LAP	4:29.367	159	2 LAPS	2:49.988
91	1 LAP	2:43.547	71	40.978	2:31.788	99	1 LAP	2:37.962	171	1 LAP	2:34.367	94	39.800	2:29.889
27	1 LAP	2:45.733P	61	1 LAP	2:45.007P	3	2 LAPS	3:03.172	94	39.210	2:30.180	171	1 LAP	2:32.679
4	33.374	2:34.261P	99	1 LAP	4:18.045	53	43.235	2:38.790P	71	45.548	4:00.523	47	43.828	2:27.355
98	1 LAP	2:46.261	53	51.859	2:35.769	67	2 LAPS	4:30.248	47	45.772	2:28.857	71	47.953	2:31.704
16	33.379	2:32.656	98	1 LAP	2:50.824P	80	1 LAP	5:21.075	16	50.540	4:06.659	201	53.285	2:30.726
94	35.212	2:36.683P	91	1 LAP	2:56.632	17	1 LAP	2:34.791	201	51.858	2:31.434	16	55.009	2:33.768
901	1 LAP	2:47.079	901	1 LAP	2:49.617P	118	1 LAP	4:02.627	50	2 LAPS	2:51.659	36	1 LAP	2:51.515
71	36.505	2:33.102	12	1 LAP	2:44.574P	91	1 LAP	2:49.522P	7	1 LAP	2:41.458	7	1 LAP	2:41.872
59	38.150	2:33.069P	83	1 LAP	2:44.064	159	2 LAPS	4:27.890	25	1 LAP	2:42.168	25	1 LAP	2:40.336
201	40.678	2:35.063P	17	1 LAP	4:05.259	83	1 LAP	2:50.794P	18	1 LAP	2:42.868	50	2 LAPS	2:48.059
80	42.194	2:40.735P	40	1 LAP	2:46.878P	88	1 LAP	4:36.920	59	1:07.743	2:37.860	59	1:14.216	2:35.772
53	43.405	2:37.119	123	1 LAP	2:47.560	64	1:10.238	3:57.652	98	1 LAP	2:38.194	98	1 LAP	2:38.665
42	2 LAPS	3:01.377P	75	1:15.589	2:34.218P	52	1 LAP	4:23.652	85	1 LAP	2:43.081	18	1 LAP	2:44.177
23	1 LAP	2:59.624P	63	1:16.995	2:35.006P	123	1 LAP	2:50.678P	2	2 LAPS	4:34.906P	85	1 LAP	2:42.240
12	1 LAP	2:48.952	72	1:35.718	2:33.397P	46	1:18.353	2:29.124	27	1 LAP	2:43.064	75	1:28.988	2:32.691
83	1 LAP	2:50.891	46	1:36.643	2:27.026	39	1:43.433	2:37.526P	82	1 LAP	2:39.370	82	1 LAP	2:39.906
47	47.026	2:50.148P	29	1:52.905	2:36.345	50	2 LAPS	4:39.468	31	1 LAP	2:39.542	27	1 LAP	2:44.109
40	1 LAP	2:46.549	39	1:53.321	2:36.094	171	1 LAP	2:32.883	901	1 LAP	2:44.615	31	1 LAP	2:40.323
123	1 LAP	2:49.149	241	1:56.879	2:30.483	241	1:46.143	2:36.678P	75	1:25.596	2:32.535	901	1 LAP	2:43.828
101	1 LAP	2:47.660P	171	1 LAP	4:08.565	29	1:48.226	2:42.735P	61	1 LAP	2:46.574	61	1 LAP	2:44.148
75	1:08.686	2:33.366	7	1 LAP	4:14.443	94	1:49.349	2:29.851	12	1 LAP	2:46.841	72	1:43.159	2:32.631
63	1:09.304	2:31.129	94	2:06.912	3:59.015	7	1 LAP	2:38.709	40	1 LAP	2:46.229	63	1:46.231	2:32.295
24	1:15.431	2:36.108P	47	2:16.402	3:56.691	47	1:57.234	2:28.246	72	1:39.827	2:32.294	12	1 LAP	2:45.602
67	1 LAP	2:50.883P	201	2:17.617	4:04.254	25	1 LAP	4:11.850	63	1:43.235	2:34.040	46	1:56.558	4:17.158
72	1:29.636	2:31.646	27	1 LAP	4:19.086	201	2:00.743	2:30.540	91	1 LAP	4:25.094	40	1 LAP	2:49.023
112	1:31.461	2:39.241P	59	2:21.296	4:10.461	18	1 LAP	4:15.864	83	1 LAP	4:23.721	112	2:07.115	2:36.257
46	1:36.932	3:54.371	4	2:22.542	4:16.483P	85	1 LAP	4:13.782	123	1 LAP	4:21.677	99	2:10.389	2:36.364
29	1:43.875	2:37.050	68	2:25.063	2:44.072P	59	2:10.202	2:36.320	112	2:00.157	2:35.902	241	2:10.840	2:31.824
88	1:44.830	2:39.705P	82	1 LAP	2:42.274	98	1 LAP	4:01.851	99	2:03.324	2:34.485	83	1 LAP	2:53.905
39	1:44.542	2:38.377	31	1 LAP	4:30.473	27	1 LAP	2:43.821	241	2:08.315	4:02.491	123	1 LAP	2:49.763
159	1 LAP	2:56.594P	36	2:33.956	2:43.989P	901	1 LAP	4:09.770	28	1 LAP	2:48.315	91	1 LAP	3:05.535
241	1:53.711	2:31.535				61	1 LAP	4:26.750	24	2:12.175	2:42.429	3	2 LAPS	4:46.422
52	2:06.153	2:41.951P				82	1 LAP	2:39.818	39	2:14.839	4:11.725	39	2:22.043	2:36.503
118	2:07.298	2:40.986P				31	1 LAP	2:41.430	29	2:15.427	4:07.520	24	2:23.031	2:40.155
68	2:08.306	2:38.535				12	1 LAP	4:15.696	17	2:17.443	2:32.540	17	2:23.179	2:35.035
82	1 LAP	4:24.283				40	1 LAP	4:14.236	66	1 LAP	2:44.903	29	2:25.868	2:39.740
36	2:17.282	2:37.293				75	2:33.380	4:05.205	42	2 LAPS	2:54.168	28	1 LAP	2:46.322
50	1 LAP	2:55.558P				72	2:47.852	3:59.548						
						63	2:49.514	4:19.933						
						28	1 LAP	2:52.188						
						112	3:04.574	2:37.271						

Weather/Track: Sun/Dry.

Chopard International Trophy for Pre'66 GT Cars
RACE 7 - LAP CHART - Silverstone - 25-27 July 2014
 (contd.)

Lap 16			Lap 17			Lap 18			Lap 19			Lap 20		
No	Behind	Laptime	No	Behind	Laptime	No	Behind	Laptime	No	Behind	Laptime	No	Behind	Laptime
64		2:28.726	64		2:28.415	64		2:28.330	64		2:28.248	64		2:31.740
66	2 LAPS	2:44.468	83	2 LAPS	2:45.632	12	2 LAPS	2:46.309	112	1 LAP	2:36.734	27	2 LAPS	2:43.564
42	3 LAPS	2:51.688	39	1 LAP	2:38.526	17	1 LAP	2:33.436	61	2 LAPS	2:45.588	50	3 LAPS	2:49.821
118	1 LAP	2:37.274	123	2 LAPS	2:47.066	39	1 LAP	2:38.792	17	1 LAP	2:34.155	901	2 LAPS	2:44.484
14	17.914	2:30.388	29	1 LAP	2:40.126	40	2 LAPS	2:53.680	12	2 LAPS	2:43.457	112	1 LAP	2:36.139
88	1 LAP	2:41.319	24	1 LAP	2:43.746	83	2 LAPS	2:45.360	39	1 LAP	2:37.460	31	2 LAPS	2:43.573
80	1 LAP	2:45.463	28	2 LAPS	2:48.056	29	1 LAP	2:39.361	14	23.470	2:29.031	17	1 LAP	2:33.793
67	2 LAPS	2:48.726	14	19.998	2:30.499	201	1 LAP	4:14.500P	29	1 LAP	2:38.316	61	2 LAPS	2:44.220
68	1 LAP	2:39.506	91	2 LAPS	3:00.269	14	22.687	2:31.019	40	2 LAPS	2:49.508	14	20.328	2:28.598
94	40.471	2:29.397	66	2 LAPS	2:45.731	123	2 LAPS	2:48.208	83	2 LAPS	2:45.739	12	2 LAPS	2:44.104
47	41.192	2:26.090	118	1 LAP	2:38.327	118	1 LAP	2:37.789	47	37.243	2:27.639	39	1 LAP	2:37.727
171	1 LAP	2:32.128	3	3 LAPS	3:06.733	47	37.852	2:26.931	94	42.579	2:29.345	47	32.292	2:26.789
52	1 LAP	2:46.157	88	1 LAP	2:36.603	28	2 LAPS	2:47.510	123	2 LAPS	2:45.866	29	1 LAP	2:39.476
71	49.269	2:30.042	47	39.251	2:26.474	66	2 LAPS	2:45.642	118	1 LAP	2:37.102	94	39.884	2:29.045
16	59.350	2:33.067	42	3 LAPS	2:52.636	94	41.482	2:28.979	28	2 LAPS	2:44.923	118	1 LAP	2:36.359
159	2 LAPS	2:50.580	94	40.833	2:28.777	24	1 LAP	3:02.511	66	2 LAPS	2:43.719	83	2 LAPS	2:46.008
201	1:05.184	2:40.625P	171	1 LAP	2:32.670	88	1 LAP	2:39.201	171	1 LAP	2:32.212	40	2 LAPS	2:48.872
7	1 LAP	2:37.781	71	52.407	2:31.553	171	1 LAP	2:32.145	71	57.365	2:30.157	71	57.457	2:31.832
36	1 LAP	2:49.806	68	1 LAP	2:44.501	91	2 LAPS	2:59.793	24	1 LAP	2:42.980	171	1 LAP	2:33.034
59	1:21.538	2:36.048	80	1 LAP	2:47.272	71	55.456	2:31.379	16	1:13.567	2:32.807	123	2 LAPS	2:46.671
25	1 LAP	2:40.547	67	2 LAPS	2:49.142	42	3 LAPS	2:52.429	68	1 LAP	2:42.049	24	1 LAP	2:41.686
98	1 LAP	2:37.636	16	1:03.917	2:32.982	68	1 LAP	2:39.082	91	2 LAPS	2:57.921	28	2 LAPS	2:45.895
50	2 LAPS	2:50.183	52	1 LAP	2:46.321	16	1:09.008	2:33.421	42	3 LAPS	2:52.860	66	2 LAPS	2:45.844
75	1:34.735	2:34.473	159	2 LAPS	2:48.410	3	3 LAPS	3:09.322	80	1 LAP	2:45.303	16	1:13.231	2:31.404
18	1 LAP	2:42.527	7	1 LAP	2:38.243	80	1 LAP	2:47.538	67	2 LAPS	2:47.826	68	1 LAP	2:39.771
85	1 LAP	2:42.722	59	1:27.964	2:34.841	67	2 LAPS	2:46.331	59	1:42.285	2:34.747	75	1:42.894	2:31.976
82	1 LAP	2:37.927	25	1 LAP	2:39.172	52	1 LAP	2:45.094	75	1:42.658	2:31.702	80	1 LAP	2:46.475
72	1:46.198	2:31.765	75	1:36.922	2:30.602	59	1:35.786	2:36.152	3	3 LAPS	3:04.000	63	1:46.037	2:29.018
63	1:47.128	2:29.623	36	1 LAP	2:48.106	7	1 LAP	2:38.637	7	1 LAP	2:38.344	59	1:47.304	2:36.759
31	1 LAP	2:42.774	98	1 LAP	2:39.856	75	1:39.204	2:30.612	63	1:48.759	2:29.825	91	2 LAPS	2:57.796
27	1 LAP	2:44.314	63	1:48.031	2:29.318	159	2 LAPS	2:50.169	98	1 LAP	2:37.513	67	2 LAPS	2:49.447
901	1 LAP	2:42.886	85	1 LAP	2:41.927	25	1 LAP	2:40.661	52	1 LAP	3:02.991P	42	3 LAPS	2:54.895
46	1:57.051	2:29.219	18	1 LAP	2:43.255	63	1:47.182	2:27.481	25	1 LAP	2:40.743	7	1 LAP	2:37.613
61	1 LAP	2:45.495	72	1:51.073	2:33.290	98	1 LAP	2:37.454	46	1:59.447	2:28.934	46	1:55.909	2:28.202
12	1 LAP	2:45.823	82	1 LAP	2:39.673	72	1:55.937	2:33.194	72	2:00.431	2:32.742	72	2:01.559	2:32.868
241	2:12.874	2:30.760	50	2 LAPS	2:49.864	36	1 LAP	2:46.220	159	2 LAPS	2:49.968	98	1 LAP	2:38.079
99	2:15.494	2:33.831	46	1:57.821	2:29.185	46	1:58.761	2:29.270	36	1 LAP	2:44.834	25	1 LAP	2:40.883
112	2:16.043	2:37.654	31	1 LAP	2:41.197	82	1 LAP	2:39.266	82	1 LAP	2:38.319	3	3 LAPS	3:04.620
40	1 LAP	2:48.181	27	1 LAP	2:42.500	85	1 LAP	2:41.847	85	1 LAP	2:40.321	82	1 LAP	2:40.698
17	2:28.165	2:33.712	901	1 LAP	2:42.697	18	1 LAP	2:42.037	18	1 LAP	2:40.247	159	2 LAPS	2:49.403
			61	1 LAP	2:44.646	50	2 LAPS	2:49.661	241	2:21.524	2:30.651	241	2:22.709	2:32.925
			241	2:16.297	2:31.838	241	2:19.121	2:31.154	99	2:29.563	2:33.647	85	1 LAP	2:40.970
			99	2:20.085	2:33.006	27	1 LAP	2:43.669				36	1 LAP	2:46.993
			112	2:23.470	2:35.842	901	1 LAP	2:43.478				18	1 LAP	2:43.924
						99	2:24.164	2:32.409						
						31	1 LAP	2:52.388						

Weather/Track: Sun/Dry.

Chopard International Trophy for Pre'66 GT Cars
RACE 7 - LAP CHART - Silverstone - 25-27 July 2014
 (contd.)

Lap 21			Lap 22			Lap 23			Lap 24			Lap 25		
No	Behind	Laptime	No	Behind	Laptime	No	Behind	Laptime	No	Behind	Laptime	No	Behind	Laptime
64		2:29.014	64		2:30.876	64		2:28.378	64		2:28.108			
99	1 LAP	2:33.338	82	2 LAPS	2:40.322	25	2 LAPS	2:41.232	98	2 LAPS	2:38.119			
112	1 LAP	2:35.303	99	1 LAP	2:33.480	42	4 LAPS	2:53.870	241	1 LAP	2:32.925			
27	2 LAPS	2:43.472	85	2 LAPS	2:40.816	99	1 LAP	2:33.937	80	2 LAPS	2:45.814			
17	1 LAP	2:34.291	159	3 LAPS	2:48.672	82	2 LAPS	2:39.199	25	2 LAPS	2:40.213			
14	19.435	2:28.121	18	2 LAPS	2:44.759	14	18.510	2:29.484	99	1 LAP	2:33.531			
901	2 LAPS	2:43.873	36	2 LAPS	2:47.134	85	2 LAPS	2:42.270	67	3 LAPS	2:47.876			
31	2 LAPS	2:43.392	14	17.404	2:28.845	91	3 LAPS	2:57.662	14	19.819	2:29.417			
50	3 LAPS	2:52.020	17	1 LAP	2:33.384	17	1 LAP	2:33.585	52	3 LAPS	2:52.027			
47	30.914	2:27.636	112	1 LAP	2:38.417	47	27.861	2:29.191	82	2 LAPS	2:39.824			
61	2 LAPS	2:44.090	47	27.048	2:27.010	18	2 LAPS	2:45.210	47	26.661	2:26.908			
39	1 LAP	2:39.923	27	2 LAPS	2:42.870	112	1 LAP	2:37.481	17	1 LAP	2:34.188			
94	40.469	2:29.599	3	4 LAPS	3:11.756	36	2 LAPS	2:45.472	85	2 LAPS	2:42.266			
12	2 LAPS	2:44.913	31	2 LAPS	2:41.309	159	3 LAPS	2:51.627	42	4 LAPS	2:54.282			
29	1 LAP	2:40.839	901	2 LAPS	2:43.514	94	44.157	2:32.505	112	1 LAP	2:37.294			
71	59.741	2:31.298	94	40.030	2:30.437	27	2 LAPS	2:44.099	91	3 LAPS	2:53.954			
118	1 LAP	2:39.564	61	2 LAPS	2:43.150	31	2 LAPS	2:40.565	94	47.360	2:31.311			
171	1 LAP	2:31.523	50	3 LAPS	2:48.603	901	2 LAPS	2:43.347	36	2 LAPS	2:43.540			
83	2 LAPS	2:45.606	39	1 LAP	2:39.035	39	1 LAP	2:39.436	18	2 LAPS	2:48.910			
40	2 LAPS	2:47.841	12	2 LAPS	2:44.719	71	1:01.363	2:31.128	159	3 LAPS	2:46.654			
123	2 LAPS	2:45.555	29	1 LAP	2:39.509	61	2 LAPS	2:46.179	31	2 LAPS	2:41.980			
16	1:16.735	2:32.518	71	58.613	2:29.748	171	1 LAP	2:36.693	27	2 LAPS	2:44.165			
24	1 LAP	2:43.331	171	1 LAP	2:31.024	29	1 LAP	2:39.994	901	2 LAPS	2:42.264			
28	2 LAPS	2:43.520	118	1 LAP	2:36.937	50	3 LAPS	2:50.256	71	1:04.259	2:31.004			
66	2 LAPS	2:43.407	16	1:19.428	2:33.569	12	2 LAPS	2:45.063	39	1 LAP	2:38.276			
68	1 LAP	2:40.149	83	2 LAPS	2:46.129	3	4 LAPS	3:12.526	171	1 LAP	2:33.463			
75	1:45.469	2:31.589	40	2 LAPS	2:47.050	118	1 LAP	2:39.351	61	2 LAPS	2:42.445			
63	1:45.811	2:28.788	123	2 LAPS	2:44.690	16	1:23.273	2:32.223	29	1 LAP	2:38.429			
59	1:53.969	2:35.679	24	1 LAP	2:40.872	83	2 LAPS	2:46.900	118	1 LAP	2:39.141			
46	1:59.781	2:32.886	28	2 LAPS	2:41.295	63	1:42.308	2:28.124	16	1:28.958	2:33.793			
80	1 LAP	2:45.815	66	2 LAPS	2:43.784	24	1 LAP	2:40.452	50	3 LAPS	2:49.240			
7	1 LAP	2:41.118	63	1:42.562	2:27.627	40	2 LAPS	2:46.031	12	2 LAPS	2:44.775			
72	2:06.388	2:33.843	75	1:45.656	2:31.063	28	2 LAPS	2:42.161	63	1:41.091	2:26.891			
67	2 LAPS	2:48.120	68	1 LAP	2:40.577	123	2 LAPS	2:46.695	75	1:52.249	2:31.706			
52	2 LAPS	5:14.008	46	1:57.847	2:28.942	75	1:48.651	2:31.373	24	1 LAP	2:40.783			
98	1 LAP	2:37.606	59	1:58.667	2:35.574	66	2 LAPS	2:42.965	83	2 LAPS	2:45.344			
42	3 LAPS	2:53.115	72	2:08.598	2:33.086	68	1 LAP	2:40.403	46	1:59.880	2:28.749			
25	1 LAP	2:42.052	7	1 LAP	2:38.571	46	1:59.239	2:29.770	28	2 LAPS	2:43.676			
91	2 LAPS	3:00.531	80	1 LAP	2:45.985	72	2:13.249	2:33.029	3	4 LAPS	3:15.969			
241	2:25.016	2:31.321	98	1 LAP	2:37.899	59	2:15.022	2:44.733	40	2 LAPS	2:45.766			
			52	2 LAPS	2:43.606	7	1 LAP	2:36.005	123	2 LAPS	2:44.656			
			67	2 LAPS	2:47.641				66	2 LAPS	2:42.377			
			241	2:26.958	2:32.818				68	1 LAP	2:41.047			
									72	2:20.121	2:34.980			
									59	2:22.714	2:35.800			
									7	1 LAP	2:50.008			

Weather/Track: Sun/Dry.

www.mstworld.com

Page 5 of 5

Silverstone
 Circuit Length = 3.6400 miles.
 Start: 15:10 End: 16:11

Printed - 16:20 Saturday, 26 July 2014

Maserati Centenary Trophy for HGPCA Pre 61 Grand Prix Cars
RACE 10 - QUALIFYING - Silverstone - 25-27 July 2014

POS	NO	CL	DRIVER	NAT	CAR	TIME	LAPS	GAP	MPH
1	1	7A	Philip WALKER	GBR	Lotus 16	2:25.514	8		90.05
2	30	7A	Julian BRONSON	GBR	Scarab Offenhauser	2:26.328	5	0.814	89.55
3	27	7A	Tony WOOD	GBR	TecMec Maserati F415	2:29.012	8	3.498	87.93
4	88	7A	Michael STEELE	GBR	Connaught C type C8	2:34.155	8	8.641	85.00
5	8	7A	Barrie WILLIAMS	GBR	Aston Martin DBR4	2:34.176	8	8.662	84.99
6	35	8	Fred HARPER	GBR	Kurtis 500	2:34.860	7	9.346	84.61
7	16	8	Marc VALVEKENS	BEL	Aston Martin DBR4/4	2:35.595	8	10.081	84.21
8	40	7C	Sidney HOOLE	GBR	Cooper T41	2:35.620	8	10.106	84.20
9	84	7A	Eddie MCGUIRE	IRL	Lotus 16 16 362	2:36.825	8	11.311	83.55
10	22	6	Allan MILES	GBR	Maserati 250F-CM7	2:37.151	7	11.637	83.38
11	3	7A	Tony SMITH	GBR	Ferrari 246 Dino	2:38.558	8	13.044	82.64
12	21	5	Ian NUTHALL	GBR	Alta F2	2:38.693	7	13.179	82.57
13	19	5	Paul GRANT	BEL	Cooper-Bristol Mk2	2:39.317	8	13.803	82.25
14	15	7A	Wolfgang FRIEDRICHS	DEU	Aston Martin DBR4/1	2:40.020	8	14.506	81.89
15	43	7C	Clive WILSON	GBR	Cooper T43	2:41.111	7	15.597	81.33
16	248	6	Klaus LEHR	DEU	Maserati 250F	2:41.337	7	15.823	81.22
17	75	5	Niamh WOOD	IRL	Cooper-Bristol Mk 1	2:41.662	7	16.148	81.05
18	77	5	Adrian VAN DER KROFT	NLD	HWM-Alta F2	2:42.159	8	16.645	80.81
19	33	5	Chris PHILLIPS	GBR	Cooper-Bristol Mk2	2:42.350	7	16.836	80.71
20	4	5	Steve RUSSELL	GBR	Cooper-Bristol Mk2 4/53	2:43.122	8	17.608	80.33
21	23	5	Barry WOOD	GBR	Cooper-Bristol Mk 1 6/52	2:44.445	7	18.931	79.68
22	45	7C	Scotty TAYLOR	AUS	Cooper T45	2:46.424	7	20.910	78.73
23	41	7C	Brian MAILE	GBR	Cooper T41	2:54.054	7	28.540	75.28
24	5	2	Richard PILKINGTON	GBR	Talbot Lago T26SS	2:54.222	6	28.708	75.21
25	18	INV	Nigel BATCHELOR	GBR	Kieft Grand Prix	2:55.975	7	30.461	74.46
26	6	6	Helmut GASSMANN	DEU	Connaught B4	2:57.103	6	31.589	73.99
27	2	2	Stephan RETTENMAIER*	DEU	OSCA Tipo G4500	2:58.999	7	33.485	73.20
28	36	3	Heinz BACHMANN*	CHE	Buick Shafer 8	2:59.272	7	33.758	73.09
29	10	2	Julia DE BALDANZA	ARG	Maserati A6GCM	3:07.163	6	41.649	70.01
30	11	2	Paul JAYE	GBR	Alta F1	3:15.339	3	49.825	67.08

Car 36 requires a working transponder - Regulation Q.12.2.1 refers.
 Car 2 requires legible competition numbers - Regulations Q.11.2 & J.4 refer. Sun/Dry.
 These results are provisional until the conclusion of any judicial and technical matters.

Silverstone
 Circuit Length = 3.6400 miles.
 Start: 17:39 End: 17:59

Clerk of the Course:		Timekeeper:
----------------------	--	-------------

Maserati Centenary Trophy for HGPCA Pre 61 Grand Prix Cars
RACE 10 - QUALIFYING LAP ANALYSIS - Silverstone - 25-27 July 2014

1	Philip WALKER	GBR	Lotus 16
1 -	X:00.000	6 -	2:27.781
2 -	2:28.814	7 -	2:25.514
3 -	2:27.482	8 -	2:26.642
4 -	2:26.046		
5 -	2:26.787		
2	Stephan RETTENMAIER*	DEU	OSCA Tipo G4500
1 -	X:00.000	6 -	3:00.767
2 -	3:04.483	7 -	2:58.999
3 -	3:02.789		
4 -	3:02.453		
5 -	3:04.567		
3	Tony SMITH	GBR	Ferrari 246 Dino
1 -	X:00.000	6 -	2:40.337
2 -	2:41.043	7 -	2:40.403
3 -	2:38.558	8 -	2:38.932
4 -	2:39.239		
5 -	2:41.275		
4	Steve RUSSELL	GBR	Cooper-Bristol Mk2 4/53
1 -	X:00.000	6 -	2:43.122
2 -	2:46.250	7 -	2:43.300
3 -	2:44.367	8 -	2:43.293
4 -	2:45.320		
5 -	2:45.264		
5	Richard PILKINGTON	GBR	Talbot Lago T26SS
1 -	X:00.000	6 -	3:15.331P
2 -	3:04.158		
3 -	3:01.631		
4 -	2:54.290		
5 -	2:54.222		
6	Helmut GASSMANN	DEU	Connaught B4
1 -	X:00.000	6 -	3:11.742P
2 -	2:57.103		
3 -	3:01.902		
4 -	2:57.944		
5 -	3:02.234		

Car 36 requires a working transponder - Regulation Q.12.2.1 refers.
 Car 2 requires legible competition numbers - Regulations Q.11.2 & J.4 refer. Sun/Dry.

Silverstone
 Circuit Length = 3.6400 miles.
 Start: 17:39 End: 17:59

Maserati Centenary Trophy for HGPCA Pre 61 Grand Prix Cars
RACE 10 - QUALIFYING LAP ANALYSIS - Silverstone - 25-27 July 2014
 (contd.)

7	Spike MILLIGAN	GBR	Connaught
1 - X:00.000 2 - 2:38.791 3 - 2:36.878 4 - 2:34.176 5 - 2:34.826			
8	Barrie WILLIAMS	GBR	Aston Martin DBR4
1 - X:00.000 2 - 2:38.791 3 - 2:36.878 4 - 2:34.176 5 - 2:34.826			
10	Julia DE BALDANZA	ARG	Maserati A6GCM
1 - X:00.000 2 - 3:08.953 3 - 3:07.163 4 - 3:15.614 5 - 3:10.971			
11	Paul JAYE	GBR	Alta F1
1 - X:00.000 2 - 3:15.339 3 - 3:16.085			
15	Wolfgang FRIEDRICHS	DEU	Aston Martin DBR4/1
1 - X:00.000 2 - 2:43.930 3 - 2:40.678 4 - 2:40.508 5 - 2:42.632			
16	Marc VALVEKENS	BEL	Aston Martin DBR4/4
1 - X:00.000 2 - 2:39.272 3 - 2:36.662 4 - 2:35.595 5 - 2:37.449			

Car 36 requires a working transponder - Regulation Q.12.2.1 refers.
 Car 2 requires legible competition numbers - Regulations Q.11.2 & J.4 refer. Sun/Dry.

Silverstone
 Circuit Length = 3.6400 miles.
 Start: 17:39 End: 17:59

Maserati Centenary Trophy for HGPCA Pre 61 Grand Prix Cars
RACE 10 - QUALIFYING LAP ANALYSIS - Silverstone - 25-27 July 2014
 (contd.)

18	Nigel BATCHELOR	GBR	Kieft Grand Prix
1 - X:00.000	6 - 2:55.975		
2 - 3:02.281	7 - 3:06.880P		
3 - 3:05.391			
4 - 2:57.954			
5 - 2:57.377			
19	Paul GRANT	BEL	Cooper-Bristol Mk2
1 - X:00.000	6 - 2:40.409		
2 - 2:42.353	7 - 2:40.844		
3 - 2:40.457	8 - 2:43.831		
4 - 2:39.317			
5 - 2:40.521			
21	Ian NUTHALL	GBR	Alta F2
1 - X:00.000	6 - 2:41.767		
2 - 2:57.575	7 - 2:52.170P		
3 - 2:47.316			
4 - 2:40.184			
5 - 2:38.693			
22	Allan MILES	GBR	Maserati 250F-CM7
1 - X:00.000	6 - 2:42.741		
2 - 2:39.551	7 - 2:40.024		
3 - 2:37.151			
4 - 2:38.088			
5 - 2:38.464			
23	Barry WOOD	GBR	Cooper-Bristol Mk 1 6/52
1 - X:00.000	6 - 2:45.934		
2 - 2:49.164	7 - 2:47.004		
3 - 2:45.051			
4 - 2:46.588			
5 - 2:44.445			
27	Tony WOOD	GBR	TecMec Maserati F415
1 - X:00.000	6 - 2:29.147		
2 - 2:33.762	7 - 2:29.012		
3 - 2:30.216	8 - 2:29.990		
4 - 2:29.807			
5 - 2:34.532			

Car 36 requires a working transponder - Regulation Q.12.2.1 refers.
 Car 2 requires legible competition numbers - Regulations Q.11.2 & J.4 refer. Sun/Dry.

Silverstone
 Circuit Length = 3.6400 miles.
 Start: 17:39 End: 17:59

Maserati Centenary Trophy for HGPCA Pre 61 Grand Prix Cars
RACE 10 - QUALIFYING LAP ANALYSIS - Silverstone - 25-27 July 2014
 (contd.)

30	Julian BRONSON	GBR	Scarab Offenhauser
1 - X:00.000 2 - 2:28.290 3 - 2:26.328 4 - 2:35.058 5 - 2:43.955P			
33	Chris PHILLIPS	GBR	Cooper-Bristol Mk2
1 - X:00.000 6 - 2:45.463 2 - 2:47.027 7 - 2:45.968 3 - 2:42.350 4 - 2:45.265 5 - 2:45.759			
35	Fred HARPER	GBR	Kurtis 500
1 - X:00.000 6 - 2:35.699 2 - 2:41.871 7 - 2:39.334 3 - 2:36.286 4 - 2:35.385 5 - 2:34.860			
36	Heinz BACHMANN*	CHE	Buick Shafer 8
1 - X:00.000 6 - 3:02.859 2 - 3:04.726 7 - 2:59.272 3 - 3:02.198 4 - 3:00.706 5 - 3:11.215			
40	Sidney HOOLE	GBR	Cooper T41
1 - X:00.000 6 - 2:35.799 2 - 2:40.195 7 - 2:39.214 3 - 2:35.919 8 - 2:36.814 4 - 2:36.345 5 - 2:35.620			
41	Brian MAILE	GBR	Cooper T41
1 - X:00.000 6 - 2:55.993 2 - 3:00.303 7 - 2:58.320 3 - 3:00.033 4 - 2:56.523 5 - 2:54.054			

Car 36 requires a working transponder - Regulation Q.12.2.1 refers.
 Car 2 requires legible competition numbers - Regulations Q.11.2 & J.4 refer. Sun/Dry.

Silverstone
 Circuit Length = 3.6400 miles.
 Start: 17:39 End: 17:59

Maserati Centenary Trophy for HGPCA Pre 61 Grand Prix Cars
RACE 10 - QUALIFYING LAP ANALYSIS - Silverstone - 25-27 July 2014
 (contd.)

43	Clive WILSON	GBR	Cooper T43
1 -	X:00.000	6 -	2:46.350
2 -	2:45.456	7 -	2:45.660
3 -	2:41.111		
4 -	2:41.447		
5 -	2:42.898		
44	Robert BREMNER	GBR	Connaught AL10
1 -	X:00.000P		
45	Scotty TAYLOR	AUS	Cooper T45
1 -	X:00.000	6 -	2:47.104
2 -	2:50.604	7 -	2:47.695
3 -	2:46.424		
4 -	2:46.612		
5 -	2:48.049		
75	Niamh WOOD	IRL	Cooper-Bristol Mk 1
1 -	X:00.000	6 -	2:41.662
2 -	2:50.124	7 -	2:43.584
3 -	2:47.157		
4 -	2:46.532		
5 -	2:43.232		
77	Adrian VAN DER KROFT	NLD	HWM-Alta F2
1 -	X:00.000	6 -	2:42.159
2 -	2:47.105	7 -	2:42.415
3 -	2:45.133	8 -	2:44.728
4 -	2:44.520		
5 -	2:44.858		
84	Eddie MCGUIRE	IRL	Lotus 16 16 362
1 -	X:00.000	6 -	2:40.449
2 -	2:38.301	7 -	2:39.655
3 -	2:36.825	8 -	2:38.324
4 -	2:37.726		
5 -	2:38.165		

Car 36 requires a working transponder - Regulation Q.12.2.1 refers.
 Car 2 requires legible competition numbers - Regulations Q.11.2 & J.4 refer. Sun/Dry.

Silverstone
 Circuit Length = 3.6400 miles.
 Start: 17:39 End: 17:59


Maserati Centenary Trophy for HGPCA Pre 61 Grand Prix Cars
RACE 10 - QUALIFYING LAP ANALYSIS - Silverstone - 25-27 July 2014
 (contd.)

88	Michael STEELE	GBR	Connaught C type C8
1 - X:00.000	6 - 2:34.155		
2 - 2:36.435	7 - 2:35.922		
3 - 2:35.358	8 - 2:34.225		
4 - 2:37.157			
5 - 2:36.307			
248	Klaus LEHR	DEU	Maserati 250F
1 - X:00.000	6 - 2:42.867		
2 - 2:42.361	7 - 2:41.635		
3 - 2:41.337			
4 - 2:43.396			
5 - 2:43.757			

Car 36 requires a working transponder - Regulation Q.12.2.1 refers.
 Car 2 requires legible competition numbers - Regulations Q.11.2 & J.4 refer. Sun/Dry.

Maserati Centenary Trophy for HGPCA Pre 61 Grand Prix Cars
RACE 10 - AMENDED GRID - Silverstone - 25-27 July 2014

ROW 16	44	BREMNER	
ROW 15	10	DE BALDANZA	11 JAYE
ROW 14	2	RETTENMAIER	36 BACHMANN
ROW 13	18	BATCHELOR	6 GASSMANN
ROW 12	41	MAILE	5 PILKINGTON
ROW 11	23	WOOD	45 TAYLOR
ROW 10	33	PHILLIPS	4 RUSSELL
ROW 9	75	WOOD	77 VAN DER KROFT
ROW 8	43	WILSON	248 LEHR
ROW 7	19	GRANT	15 FRIEDRICHS
ROW 6	3	SMITH	21 NUTHALL
ROW 5	84	MCGUIRE	22 MILES
ROW 4	16	VALVEKENS	40 HOOLE
ROW 3	8	WILLIAMS	35 HARPER
ROW 2	27	WOOD	88 STEELE
ROW 1	1	WALKER	30 BRONSON
		POLE	



Car 44 allowed to start from back of grid.

Silverstone
 Circuit Length = 3.6400 miles.
 Start: 17:39 End: 17:59

Clerk of the Course:		Timekeeper:
----------------------	--	-------------

Maserati Centenary Trophy for HGPCA Pre 61 Grand Prix Cars

RACE 10 - CLASSIFICATION - Silverstone - 25-27 July 2014

POS	NO	CL	DRIVER	NAT	CAR	TIME	LAPS	GAP	MPH	BEST
1	1	7A	Philip WALKER	GBR	Lotus 16	21:57.323	9		89.29	2:24.824
2	30	7A	Julian BRONSON	GBR	Scarab Offenhauser	22:06.590	9	9.267	88.67	2:25.899
3	27	7A	Tony WOOD	GBR	TecMec Maserati F415	22:16.203	9	18.880	88.03	2:27.256
4	35	8	Fred HARPER	GBR	Kurtis 500	22:57.886	9	1:00.563	85.37	2:31.010
5	88	7A	Michael STEELE	GBR	Connaught C type C8	23:08.194	9	1:10.871	84.73	2:31.106
6	3	7A	Tony SMITH	GBR	Ferrari 246 Dino	23:11.719	9	1:14.396	84.52	2:32.306
7	8	7A	Barrie WILLIAMS	GBR	Aston Martin DBR4	23:12.309	9	1:14.986	84.48	2:32.831
8	21	5	Ian NUTHALL	GBR	Alta F2	23:38.312	9	1:40.989	82.93	2:35.734
9	19	5	Paul GRANT	BEL	Cooper-Bristol Mk2	23:38.714	9	1:41.391	82.91	2:35.935
10	16	8	Marc VALVEKENS	BEL	Aston Martin DBR4/4	23:54.276	9	1:56.953	82.01	2:35.588
11	43	7C	Clive WILSON	GBR	Cooper T43	24:07.829	9	2:10.506	81.24	2:38.504
12	22	6	Allan MILES	GBR	Maserati 250F-CM7	24:14.466	9	2:17.143	80.87	2:34.842
13	4	5	Steve RUSSELL	GBR	Cooper-Bristol Mk2 4/53	24:15.687	9	2:18.364	80.81	2:39.407
14	75	5	Niamh WOOD	IRL	Cooper-Bristol Mk 1	24:16.109	9	2:18.786	80.78	2:39.250
15	33	5	Chris PHILLIPS	GBR	Cooper-Bristol Mk2	24:19.675	9	2:22.352	80.58	2:40.061
16	23	5	Barry WOOD	GBR	Cooper-Bristol Mk 1 6/52	24:24.729	9	2:27.406	80.31	2:39.861
17	84	7A	Eddie MCGUIRE	IRL	Lotus 16 16 362	24:26.730	9	2:29.407	80.20	2:35.638
18	15	7A	Wolfgang FRIEDRICHS	DEU	Aston Martin DBR4/1	24:29.168	9	2:31.845	80.06	2:40.798
19	77	5	Adrian VAN DER KROFT	NLD	HWM-Alta F2	24:50.526	9	2:53.203	78.92	2:40.893
20	45	7C	Scotty TAYLOR	AUS	Cooper T45	22:37.333	8	1 LAP	77.01	2:47.604
21	41	7C	Brian MAILE	GBR	Cooper T41	22:38.134	8	1 LAP	76.96	2:47.273
22	18	INV	Nigel BATCHELOR	GBR	Kieft Grand Prix	23:07.555	8	1 LAP	75.33	2:48.038
23	5	2	Richard PILKINGTON	GBR	Talbot Lago T26SS	23:24.097	8	1 LAP	74.44	2:51.108
24	2	2	Stephan RETTENMAIER	DEU	OSCA Tipo G4500	23:41.638	8	1 LAP	73.52	2:53.652
25	36	3	Heinz BACHMANN	CHE	Buick Shafer 8	24:10.481	8	1 LAP	72.06	2:54.474
26	10	2	Julia DE BALDANZA	ARG	Maserati A6GCM	24:39.901	8	1 LAP	70.63	3:02.370

NOT CLASSIFIED

248	6	Klaus LEHR	DEU	Maserati 250F	18:53.245	7	D.N.F.	80.67	2:37.785
6	6	Helmut GASSMANN	DEU	Connaught B4	15:57.826	5	D.N.F.	68.09	3:01.181
44	5	Robert BREMNER	GBR	Connaught AL10	14:02.856	3	D.N.F.	46.28	3:12.764

FASTEST LAP

1	7A	Philip WALKER		Lotus 16	2:24.824	4	90.48mph	145.61kph
35	8	Fred HARPER		Kurtis 500	2:31.010	3	86.77mph	139.65kph
22	6	Allan MILES		Maserati 250F-CM7	2:34.842	4	84.62mph	136.19kph
21	5	Ian NUTHALL		Alta F2	2:35.734	3	84.14mph	135.41kph
43	7C	Clive WILSON		Cooper T43	2:38.504	3	82.67mph	133.04kph
18	INV	Nigel BATCHELOR		Kieft Grand Prix	2:48.038	5	77.98mph	125.50kph
5	2	Richard PILKINGTON		Talbot Lago T26SS	2:51.108	5	76.58mph	123.24kph
36	3	Heinz BACHMANN		Buick Shafer 8	2:54.474	6	75.10mph	120.87kph

Car 88 - 10 second penalty - false start.

Weather/Track: Bright/Dry Cars 11 & 40 did not start.

These results are provisional until the conclusion of any judicial and technical matters.

Silverstone

Circuit Length = 3.6400 miles.

Start: 17:51 End: 18:13

Clerk of the Course:		Timekeeper:
----------------------	--	-------------

Maserati Centenary Trophy for HGPCA Pre 61 Grand Prix Cars
RACE 10 - LAP ANALYSIS - Silverstone - 25-27 July 2014

1	Philip WALKER	GBR	Lotus 16
1 -	2:27.762	6 -	2:27.242
2 -	2:25.730	7 -	2:26.021
3 -	2:25.353	8 -	2:26.935
4 -	2:24.824	9 -	2:26.272
5 -	2:27.184		
2	Stephan RETTENMAIER	DEU	OSCA Tipo G4500
1 -	3:09.782	6 -	2:54.329
2 -	2:56.151	7 -	2:53.652
3 -	2:58.193	8 -	2:55.410
4 -	2:57.815		
5 -	2:56.306		
3	Tony SMITH	GBR	Ferrari 246 Dino
1 -	2:40.375	6 -	2:35.154
2 -	2:34.556	7 -	2:33.878
3 -	2:32.306	8 -	2:35.194
4 -	2:33.683	9 -	2:33.268
5 -	2:33.305		
4	Steve RUSSELL	GBR	Cooper-Bristol Mk2 4/53
1 -	2:49.586	6 -	2:40.724
2 -	2:39.407	7 -	2:41.750
3 -	2:40.376	8 -	2:41.587
4 -	2:40.921	9 -	2:40.405
5 -	2:40.931		
5	Richard PILKINGTON	GBR	Talbot Lago T26SS
1 -	3:06.630	6 -	2:54.066
2 -	2:56.582	7 -	2:54.821
3 -	2:52.754	8 -	2:56.476
4 -	2:51.660		
5 -	2:51.108		
6	Helmut GASSMANN	DEU	Connaught B4
1 -	3:15.973		
2 -	3:07.066		
3 -	3:01.181		
4 -	3:05.232		
5 -	3:28.374P		

Weather/Track: Bright/Dry

www.mstworld.com

Page 1 of 5

Silverstone
 Circuit Length = 3.6400 miles.
 Start: 17:51 End: 18:13

Printed - 18:17 Saturday, 26 July 2014

Maserati Centenary Trophy for HGPCA Pre 61 Grand Prix Cars
RACE 10 - LAP ANALYSIS - Silverstone - 25-27 July 2014
 (contd.)

8	Barrie WILLIAMS	GBR	Aston Martin DBR4
1 -	2:39.550	6 -	2:34.428
2 -	2:36.331	7 -	2:33.768
3 -	2:32.831	8 -	2:35.198
4 -	2:32.897	9 -	2:33.468
5 -	2:33.838		
10	Julia DE BALDANZA	ARG	Maserati A6GCM
1 -	3:16.937	6 -	3:03.539
2 -	3:03.289	7 -	3:02.754
3 -	3:02.370	8 -	3:03.728
4 -	3:02.622		
5 -	3:04.662		
15	Wolfgang FRIEDRICHS	DEU	Aston Martin DBR4/1
1 -	2:51.368	6 -	2:43.160
2 -	2:40.798	7 -	2:41.511
3 -	2:40.799	8 -	2:42.005
4 -	2:42.330	9 -	2:44.509
5 -	2:42.688		
16	Marc VALVEKENS	BEL	Aston Martin DBR4/4
1 -	2:43.696	6 -	2:36.884
2 -	2:35.696	7 -	2:36.735
3 -	2:35.588	8 -	2:53.014
4 -	2:36.125	9 -	2:39.338
5 -	2:37.200		
18	Nigel BATCHELOR	GBR	Kieft Grand Prix
1 -	3:12.361	6 -	2:50.147
2 -	2:53.819	7 -	2:48.978
3 -	2:50.281	8 -	2:54.597
4 -	2:49.334		
5 -	2:48.038		
19	Paul GRANT	BEL	Cooper-Bristol Mk2
1 -	2:46.869	6 -	2:36.126
2 -	2:36.539	7 -	2:36.091
3 -	2:35.962	8 -	2:37.157
4 -	2:35.935	9 -	2:37.135
5 -	2:36.900		

Weather/Track: Bright/Dry

www.mstworld.com

Page 2 of 5

Silverstone
 Circuit Length = 3.6400 miles.
 Start: 17:51 End: 18:13

Printed - 18:17 Saturday, 26 July 2014

Maserati Centenary Trophy for HGPCA Pre 61 Grand Prix Cars
RACE 10 - LAP ANALYSIS - Silverstone - 25-27 July 2014
 (contd.)

21	Ian NUTHALL	GBR	Alta F2
1 -	2:44.309	6 -	2:36.692
2 -	2:36.057	7 -	2:36.550
3 -	2:35.734	8 -	2:37.779
4 -	2:36.624	9 -	2:38.185
5 -	2:36.382		
22	Allan MILES	GBR	Maserati 250F-CM7
1 -	2:45.898	6 -	2:39.105
2 -	2:36.194	7 -	2:35.738
3 -	2:35.012	8 -	2:39.133
4 -	2:34.842	9 -	2:39.750
5 -	3:08.794		
23	Barry WOOD	GBR	Cooper-Bristol Mk 1 6/52
1 -	2:54.552	6 -	2:41.892
2 -	2:40.942	7 -	2:41.362
3 -	2:41.645	8 -	2:39.861
4 -	2:39.907	9 -	2:41.837
5 -	2:42.731		
27	Tony WOOD	GBR	TecMec Maserati F415
1 -	2:31.416	6 -	2:29.059
2 -	2:28.274	7 -	2:27.409
3 -	2:27.948	8 -	2:27.256
4 -	2:27.992	9 -	2:28.602
5 -	2:28.247		
30	Julian BRONSON	GBR	Scarab Offenhauser
1 -	2:29.684	6 -	2:27.281
2 -	2:27.047	7 -	2:27.981
3 -	2:25.906	8 -	2:28.054
4 -	2:25.899	9 -	2:27.942
5 -	2:26.796		
33	Chris PHILLIPS	GBR	Cooper-Bristol Mk2
1 -	2:48.440	6 -	2:40.921
2 -	2:41.310	7 -	2:42.396
3 -	2:40.061	8 -	2:41.212
4 -	2:41.063	9 -	2:41.890
5 -	2:42.382		

Weather/Track: Bright/Dry

www.mstworld.com

Page 3 of 5

Silverstone
 Circuit Length = 3.6400 miles.
 Start: 17:51 End: 18:13

Printed - 18:17 Saturday, 26 July 2014

Maserati Centenary Trophy for HGPCA Pre 61 Grand Prix Cars
RACE 10 - LAP ANALYSIS - Silverstone - 25-27 July 2014
 (contd.)

35	Fred HARPER	GBR	Kurtis 500
1 -	2:38.903	6 -	2:31.097
2 -	2:33.655	7 -	2:31.875
3 -	2:31.010	8 -	2:32.996
4 -	2:34.033	9 -	2:32.079
5 -	2:32.238		
36	Heinz BACHMANN	CHE	Buick Shafer 8
1 -	3:11.010	6 -	2:54.474
2 -	2:57.084	7 -	2:57.684
3 -	2:56.448	8 -	3:18.797
4 -	2:58.107		
5 -	2:56.877		
41	Brian MAILE	GBR	Cooper T41
1 -	2:58.584	6 -	2:47.273
2 -	2:49.684	7 -	2:48.506
3 -	2:49.802	8 -	2:48.083
4 -	2:48.453		
5 -	2:47.749		
43	Clive WILSON	GBR	Cooper T43
1 -	2:47.831	6 -	2:39.668
2 -	2:38.616	7 -	2:40.065
3 -	2:38.504	8 -	2:40.144
4 -	2:40.968	9 -	2:40.723
5 -	2:41.310		
44	Robert BREMNER	GBR	Connaught AL10
1 -	3:12.764		
2 -	3:34.765P		
3 -	7:15.327P		
45	Scotty TAYLOR	AUS	Cooper T45
1 -	2:56.284	6 -	2:47.604
2 -	2:48.755	7 -	2:47.604
3 -	2:49.139	8 -	2:49.991
4 -	2:49.776		
5 -	2:48.180		

Weather/Track: Bright/Dry

www.mstworld.com

Page 4 of 5

Silverstone
 Circuit Length = 3.6400 miles.
 Start: 17:51 End: 18:13
 Printed - 18:17 Saturday, 26 July 2014

Maserati Centenary Trophy for HGPCA Pre 61 Grand Prix Cars
RACE 10 - LAP ANALYSIS - Silverstone - 25-27 July 2014
 (contd.)

75	Niamh WOOD	IRL	Cooper-Bristol Mk 1
1 -	2:54.127	6 -	2:40.198
2 -	2:39.943	7 -	2:41.705
3 -	2:39.251	8 -	2:42.154
4 -	2:39.250	9 -	2:39.840
5 -	2:39.641		
77	Adrian VAN DER KROFT	NLD	HWM-Alta F2
1 -	2:53.516	6 -	2:40.893
2 -	2:41.281	7 -	2:41.356
3 -	2:42.904	8 -	2:41.744
4 -	2:41.431	9 -	3:05.333
5 -	2:42.068		
84	Eddie MCGUIRE	IRL	Lotus 16 16 362
1 -	2:45.042	6 -	2:36.591
2 -	2:36.736	7 -	2:35.983
3 -	2:35.747	8 -	2:38.031
4 -	2:35.638	9 -	3:26.074
5 -	2:36.888		
88	Michael STEELE	GBR	Connaught C type C8
1 -	2:38.362	6 -	2:31.106
2 -	2:35.189	7 -	2:32.811
3 -	2:32.255	8 -	2:32.427
4 -	2:32.290	9 -	2:31.616
5 -	2:32.138		
248	Klaus LEHR	DEU	Maserati 250F
1 -	2:52.728	6 -	2:41.697
2 -	2:39.967	7 -	2:42.053
3 -	2:37.785		
4 -	2:39.152		
5 -	2:39.863		

Maserati Centenary Trophy for HGPCA Pre 61 Grand Prix Cars
RACE 10 - LAP CHART - Silverstone - 25-27 July 2014

Lap 1			Lap 2			Lap 3			Lap 4			Lap 5		
No	Behind	Laptime	No	Behind	Laptime	No	Behind	Laptime	No	Behind	Laptime	No	Behind	Laptime
1		2:27.762	1		2:25.730	1		2:25.353	1		2:24.824	1		2:27.184
30	1.922	2:29.684	30	3.239	2:27.047	30	3.792	2:25.906	30	4.867	2:25.899	30	4.479	2:26.796
27	3.654	2:31.416	27	6.198	2:28.274	27	8.793	2:27.948	27	11.961	2:27.992	27	13.024	2:28.247
88	10.600	2:38.362	35	19.066	2:33.655	35	24.723	2:31.010	35	33.932	2:34.033	10	1 LAP	3:02.622
35	11.141	2:38.903	88	20.059	2:35.189	88	26.961	2:32.255	88	34.427	2:32.290	6	1 LAP	3:05.232
8	11.788	2:39.550	3	21.439	2:34.556	3	28.392	2:32.306	3	37.251	2:33.683	35	38.986	2:32.238
3	12.613	2:40.375	8	22.389	2:36.331	8	29.867	2:32.831	8	37.940	2:32.897	88	39.381	2:32.138
16	15.934	2:43.696	16	25.900	2:35.696	16	36.135	2:35.588	16	47.436	2:36.125	3	43.372	2:33.305
21	16.547	2:44.309	21	26.874	2:36.057	21	37.255	2:35.734	22	48.277	2:34.842	8	44.594	2:33.838
84	17.280	2:45.042	84	28.286	2:36.736	22	38.259	2:35.012	21	49.055	2:36.624	16	57.452	2:37.200
22	18.136	2:45.898	22	28.600	2:36.194	84	38.680	2:35.747	84	49.494	2:35.638	21	58.253	2:36.382
19	19.107	2:46.869	19	29.916	2:36.539	19	40.525	2:35.962	19	51.636	2:35.935	84	59.198	2:36.888
43	20.069	2:47.831	43	32.955	2:38.616	43	46.106	2:38.504	43	1:02.250	2:40.968	19	1:01.352	2:36.900
33	20.678	2:48.440	4	35.501	2:39.407	4	50.524	2:40.376	248	1:05.963	2:39.152	43	1:16.376	2:41.310
4	21.824	2:49.586	33	36.258	2:41.310	33	50.966	2:40.061	4	1:06.621	2:40.921	248	1:18.642	2:39.863
15	23.606	2:51.368	15	38.674	2:40.798	248	51.635	2:37.785	33	1:07.205	2:41.063	4	1:20.368	2:40.931
248	24.966	2:52.728	248	39.203	2:39.967	15	54.120	2:40.799	75	1:08.902	2:39.250	75	1:21.359	2:39.641
77	25.754	2:53.516	75	40.578	2:39.943	75	54.476	2:39.251	15	1:11.626	2:42.330	33	1:22.403	2:42.382
75	26.365	2:54.127	77	41.305	2:41.281	23	58.294	2:41.645	23	1:13.377	2:39.907	15	1:27.130	2:42.688
23	26.790	2:54.552	23	42.002	2:40.942	77	58.856	2:42.904	77	1:15.463	2:41.431	23	1:28.924	2:42.731
45	28.522	2:56.284	45	51.547	2:48.755	45	1:15.333	2:49.139	45	1:40.285	2:49.776	22	1:29.887	3:08.794
41	30.822	2:58.584	41	54.776	2:49.684	41	1:19.225	2:49.802	41	1:42.854	2:48.453	77	1:30.347	2:42.068
5	38.868	3:06.630	5	1:09.720	2:56.582	5	1:37.121	2:52.754	18	2:02.126	2:49.334	44	2 LAPS	7:15.327P
2	42.020	3:09.782	2	1:12.441	2:56.151	18	1:37.616	2:50.281	5	2:03.957	2:51.660	45	2:01.281	2:48.180
36	43.248	3:11.010	18	1:12.688	2:53.819	2	1:45.281	2:58.193	2	2:18.272	2:57.815	41	2:03.419	2:47.749
18	44.599	3:12.361	36	1:14.602	2:57.084	36	1:45.697	2:56.448	36	2:18.980	2:58.107	18	2:22.980	2:48.038
44	45.002	3:12.764	10	1:26.734	3:03.289	10	2:03.751	3:02.370						
6	48.211	3:15.973	6	1:29.547	3:07.066	6	2:05.375	3:01.181						
10	49.175	3:16.937	44	1:54.037	3:34.765P									

Weather/Track: Bright/Dry

www.mstworld.com

Silverstone
 Circuit Length = 3.6400 miles.
 Start: 17:51 End: 18:13


Maserati Centenary Trophy for HGPCA Pre 61 Grand Prix Cars
RACE 10 - LAP CHART - Silverstone - 25-27 July 2014
 (contd.)

Lap 6			Lap 7			Lap 8			Lap 9			Lap 10		
No	Behind	Laptime	No	Behind	Laptime	No	Behind	Laptime	No	Behind	Laptime	No	Behind	Laptime
1		2:27.242	1		2:26.021	1		2:26.935	1		2:26.272			
5	1 LAP	2:51.108	30	6.478	2:27.981	30	7.597	2:28.054	30	9.267	2:27.942			
30	4.518	2:27.281	27	16.229	2:27.409	45	1 LAP	2:47.604	27	18.880	2:28.602			
27	14.841	2:29.059	18	1 LAP	2:50.147	27	16.550	2:27.256	45	1 LAP	2:49.991			
2	1 LAP	2:56.306	5	1 LAP	2:54.066	41	1 LAP	2:48.506	41	1 LAP	2:48.083			
36	1 LAP	2:56.877	2	1 LAP	2:54.329	18	1 LAP	2:48.978	35	1:00.563	2:32.079			
35	42.841	2:31.097	35	48.695	2:31.875	35	54.756	2:32.996	88	1:00.871	2:31.616			
88	43.245	2:31.106	36	1 LAP	2:54.474	88	55.527	2:32.427	18	1 LAP	2:54.597			
3	51.284	2:35.154	88	50.035	2:32.811	5	1 LAP	2:54.821	3	1:14.396	2:33.268			
8	51.780	2:34.428	3	59.141	2:33.878	3	1:07.400	2:35.194	8	1:14.986	2:33.468			
10	1 LAP	3:04.662	8	59.527	2:33.768	8	1:07.790	2:35.198	5	1 LAP	2:56.476			
16	1:07.094	2:36.884	16	1:17.808	2:36.735	2	1 LAP	2:53.652	21	1:40.989	2:38.185			
21	1:07.703	2:36.692	21	1:18.232	2:36.550	36	1 LAP	2:57.684	19	1:41.391	2:37.135			
84	1:08.547	2:36.591	84	1:18.509	2:35.983	21	1:29.076	2:37.779	2	1 LAP	2:55.410			
19	1:10.236	2:36.126	19	1:20.306	2:36.091	84	1:29.605	2:38.031	16	1:56.953	2:39.338			
6	1 LAP	3:28.374P	10	1 LAP	3:03.539	19	1:30.528	2:37.157	43	2:10.506	2:40.723			
43	1:28.802	2:39.668	43	1:42.846	2:40.065	16	1:43.887	2:53.014	36	1 LAP	3:18.797			
248	1:33.097	2:41.697	248	1:49.129	2:42.053	43	1:56.055	2:40.144	22	2:17.143	2:39.750			
4	1:33.850	2:40.724	4	1:49.579	2:41.750	22	2:03.665	2:39.133	4	2:18.364	2:40.405			
75	1:34.315	2:40.198	75	1:49.999	2:41.705	4	2:04.231	2:41.587	75	2:18.786	2:39.840			
33	1:36.082	2:40.921	22	1:51.467	2:35.738	10	1 LAP	3:02.754	33	2:22.352	2:41.890			
22	1:41.750	2:39.105	33	1:52.457	2:42.396	75	2:05.218	2:42.154	23	2:27.406	2:41.837			
15	1:43.048	2:43.160	15	1:58.538	2:41.511	33	2:06.734	2:41.212	84	2:29.407	3:26.074			
23	1:43.574	2:41.892	23	1:58.915	2:41.362	23	2:11.841	2:39.861	15	2:31.845	2:44.509			
77	1:43.998	2:40.893	77	1:59.333	2:41.356	15	2:13.608	2:42.005	10	1 LAP	3:03.728			
45	2:21.643	2:47.604				77	2:14.142	2:41.744	77	2:53.203	3:05.333			
41	2:23.450	2:47.273												

Weather/Track: Bright/Dry

**Maserati Centenary Trophy for HGPCA Pre 61 Grand Prix Cars
RACE 21 - GRID - Silverstone - 25-27 July 2014**

ROW 15	44 BREMNER	7 MILLIGAN
ROW 14	248 LEHR	6 GASSMANN
ROW 13	36 BACHMANN	10 DE BALDANZA
ROW 12	5 PILKINGTON	2 RETTENMAIER
ROW 11	41 MAILE	18 BATCHELOR
ROW 10	77 VAN DER KROFT	45 TAYLOR
ROW 9	84 MCGUIRE	15 FRIEDRICHS
ROW 8	33 PHILLIPS	23 WOOD
ROW 7	4 RUSSELL	75 WOOD
ROW 6	43 WILSON	22 MILES
ROW 5	19 GRANT	16 VALVEKENS
ROW 4	8 WILLIAMS	21 NUTHALL
ROW 3	88 STEELE	3 SMITH
ROW 2	27 WOOD	35 HARPER
ROW 1	1 WALKER	30 BRONSON
	POLE	



**Car 7 allowed to start from back of grid. Cars 11 & 40 withdrawn.
Weather/Track: Bright/Dry**

Silverstone
Circuit Length = 3.6400 miles.
Start: 17:51 End: 18:13

Clerk of the Course:		Timekeeper:
----------------------	--	-------------

Maserati Centenary Trophy for HGPCA Pre 61 Grand Prix Cars

RACE 21 - CLASSIFICATION - Silverstone - 25-27 July 2014

POS	NO	CL	DRIVER	NAT	CAR	TIME	LAPS	GAP	MPH	BEST
1	1	7A	Philip WALKER	GBR	Lotus 16	19:27.774	8		89.51	2:24.013
2	30	7A	Julian BRONSON	GBR	Scarab Offenhauser	19:30.920	8	3.146	89.27	2:25.296
3	27	7A	Tony WOOD	GBR	TecMec Maserati F415	19:51.803	8	24.029	87.70	2:26.771
4	3	7A	Tony SMITH	GBR	Ferrari 246 Dino	20:10.251	8	42.477	86.37	2:29.422
5	88	7A	Michael STEELE	GBR	Connaught C type C8	20:10.535	8	42.761	86.35	2:28.851
6	8	7A	Barrie WILLIAMS	GBR	Aston Martin DBR4	20:47.526	8	1:19.752	83.79	2:31.810
7	16	8	Marc VALVEKENS	BEL	Aston Martin DBR4/4	20:53.229	8	1:25.455	83.40	2:34.627
8	84	7A	Eddie MCGUIRE	IRL	Lotus 16 16 362	20:54.058	8	1:26.284	83.35	2:33.710
9	22	6	Allan MILES	GBR	Maserati 250F-CM7	20:57.206	8	1:29.432	83.14	2:34.064
10	21	5	Ian NUTHALL	GBR	Alta F2	20:58.762	8	1:30.988	83.04	2:35.402
11	19	5	Paul GRANT	BEL	Cooper-Bristol Mk2	21:01.280	8	1:33.506	82.87	2:35.993
12	43	7C	Clive WILSON	GBR	Cooper T43	21:05.511	8	1:37.737	82.59	2:35.827
13	248	6	Klaus LEHR	DEU	Maserati 250F	21:20.166	8	1:52.392	81.65	2:37.563
14	4	5	Steve RUSSELL	GBR	Cooper-Bristol Mk2 4/53	21:21.634	8	1:53.860	81.56	2:37.901
15	77	5	Adrian VAN DER KROFT	NLD	HWM-Alta F2	21:35.248	8	2:07.474	80.70	2:39.278
16	23	5	Barry WOOD	GBR	Cooper-Bristol Mk 1 6/52	21:36.143	8	2:08.369	80.64	2:38.862
17	33	5	Chris PHILLIPS	GBR	Cooper-Bristol Mk2	21:48.638	8	2:20.864	79.87	2:39.789
18	18	INV	Nigel BATCHELOR	GBR	Kieft Grand Prix	21:52.454	8	2:24.680	79.64	2:40.443
19	75	5	Niamh WOOD	IRL	Cooper-Bristol Mk 1	21:55.239	8	2:27.465	79.47	2:38.134
20	45	7C	Scotty TAYLOR	AUS	Cooper T45	20:04.530	7	1 LAP	75.90	2:47.946
21	41	7C	Brian MAILE	GBR	Cooper T41	20:16.746	7	1 LAP	75.14	2:51.152
22	2	2	Stephan RETTENMAIER	DEU	OSCA Tipo G4500	20:26.627	7	1 LAP	74.53	2:52.617
23	36	3	Heinz BACHMANN	CHE	Buick Shafer 8	20:27.516	7	1 LAP	74.48	2:51.976
24	10	2	Julia DE BALDANZA	ARG	Maserati A6GCM	21:17.186	7	1 LAP	71.58	2:59.401

NOT CLASSIFIED

5	2		Richard PILKINGTON	GBR	Talbot Lago T26SS	17:28.553	6	D.N.F.	74.69	2:51.935
7	5		Spike MILLIGAN	GBR	Connaught	17:45.201	6	D.N.F.	73.52	2:50.282
35	8		Fred HARPER	GBR	Kurtis 500	10:31.273	4	D.N.F.	82.55	2:31.115
44	5		Robert BREMNER	GBR	Connaught AL10	6:06.375	2	D.N.F.	70.70	3:02.025

FASTEST LAP

1	7A		Philip WALKER		Lotus 16	2:24.013	4	90.99mph	146.43kph
35	8		Fred HARPER		Kurtis 500	2:31.115	2	86.71mph	139.55kph
22	6		Allan MILES		Maserati 250F-CM7	2:34.064	5	85.05mph	136.88kph
21	5		Ian NUTHALL		Alta F2	2:35.402	5	84.32mph	135.70kph
43	7C		Clive WILSON		Cooper T43	2:35.827	5	84.09mph	135.33kph
18	INV		Nigel BATCHELOR		Kieft Grand Prix	2:40.443	8	81.67mph	131.44kph
5	2		Richard PILKINGTON		Talbot Lago T26SS	2:51.935	6	76.21mph	122.65kph
36	3		Heinz BACHMANN		Buick Shafer 8	2:51.976	6	76.19mph	122.62kph

Cars 6 & 15 did not start.

Weather/Track: Sun/Dry

These results are provisional until the conclusion of any judicial and technical matters.

Silverstone

Circuit Length = 3.6400 miles.

Start: 18:00 End: 18:20

Clerk of the Course:		Timekeeper:
----------------------	--	-------------

Maserati Centenary Trophy for HGPCA Pre 61 Grand Prix Cars
RACE 21 - LAP ANALYSIS - Silverstone - 25-27 July 2014

1	Philip WALKER	GBR	Lotus 16
1 -	2:30.530	6 -	2:25.344
2 -	2:25.587	7 -	2:25.855
3 -	2:25.486	8 -	2:25.966
4 -	2:24.013		
5 -	2:24.993		
2	Stephan RETTENMAIER	DEU	OSCA Tipo G4500
1 -	3:05.399	6 -	2:52.617
2 -	2:53.439	7 -	2:56.047
3 -	2:53.152		
4 -	2:53.097		
5 -	2:52.876		
3	Tony SMITH	GBR	Ferrari 246 Dino
1 -	2:36.900	6 -	2:30.926
2 -	2:31.003	7 -	2:29.693
3 -	2:30.131	8 -	2:32.111
4 -	2:29.422		
5 -	2:30.065		
4	Steve RUSSELL	GBR	Cooper-Bristol Mk2 4/53
1 -	2:46.762	6 -	2:39.363
2 -	2:40.145	7 -	2:39.944
3 -	2:37.901	8 -	2:39.752
4 -	2:38.756		
5 -	2:39.011		
5	Richard PILKINGTON	GBR	Talbot Lago T26SS
1 -	3:04.229	6 -	2:51.935
2 -	2:53.163		
3 -	2:52.260		
4 -	2:52.534		
5 -	2:54.432		
7	Spike MILLIGAN	GBR	Connaught
1 -	3:07.273	6 -	3:12.115P
2 -	2:53.099		
3 -	2:51.930		
4 -	2:50.502		
5 -	2:50.282		

Weather/Track: Sun/Dry

www.mstworld.com

Page 1 of 5

Silverstone
 Circuit Length = 3.6400 miles.
 Start: 18:00 End: 18:20

Printed - 18:25 Sunday, 27 July 2014

Maserati Centenary Trophy for HGPCA Pre 61 Grand Prix Cars
RACE 21 - LAP ANALYSIS - Silverstone - 25-27 July 2014
 (contd.)

8	Barrie WILLIAMS	GBR	Aston Martin DBR4
1 -	2:45.079	6 -	2:31.810
2 -	2:34.619	7 -	2:34.420
3 -	2:34.906	8 -	2:34.123
4 -	2:35.050		
5 -	2:37.519		
10	Julia DE BALDANZA	ARG	Maserati A6GCM
1 -	3:11.480	6 -	3:00.123
2 -	3:00.244	7 -	3:03.052
3 -	3:01.496		
4 -	3:01.390		
5 -	2:59.401		
16	Marc VALVEKENS	BEL	Aston Martin DBR4/4
1 -	2:44.702	6 -	2:35.463
2 -	2:35.786	7 -	2:34.881
3 -	2:35.884	8 -	2:35.865
4 -	2:36.021		
5 -	2:34.627		
18	Nigel BATCHELOR	GBR	Kieft Grand Prix
1 -	2:54.794	6 -	2:42.372
2 -	2:42.263	7 -	2:45.848
3 -	2:42.179	8 -	2:40.443
4 -	2:42.447		
5 -	2:42.108		
19	Paul GRANT	BEL	Cooper-Bristol Mk2
1 -	2:43.306	6 -	2:36.454
2 -	2:37.867	7 -	2:35.993
3 -	2:37.052	8 -	2:36.752
4 -	2:37.111		
5 -	2:36.745		
21	Ian NUTHALL	GBR	Alta F2
1 -	2:42.759	6 -	2:36.496
2 -	2:38.140	7 -	2:35.747
3 -	2:36.938	8 -	2:36.627
4 -	2:36.653		
5 -	2:35.402		

Weather/Track: Sun/Dry

www.mstworld.com

Page 2 of 5

Silverstone
 Circuit Length = 3.6400 miles.
 Start: 18:00 End: 18:20
 Printed - 18:25 Sunday, 27 July 2014

Maserati Centenary Trophy for HGPCA Pre 61 Grand Prix Cars
RACE 21 - LAP ANALYSIS - Silverstone - 25-27 July 2014
 (contd.)

22	Allan MILES	GBR	Maserati 250F-CM7
1 -	2:47.510	6 -	2:35.172
2 -	2:35.906	7 -	2:36.734
3 -	2:35.675	8 -	2:37.066
4 -	2:35.079		
5 -	2:34.064		
23	Barry WOOD	GBR	Cooper-Bristol Mk 1 6/52
1 -	2:52.079	6 -	2:39.437
2 -	2:43.219	7 -	2:39.009
3 -	2:40.400	8 -	2:38.862
4 -	2:40.356		
5 -	2:42.781		
27	Tony WOOD	GBR	TecMec Maserati F415
1 -	2:34.300	6 -	2:26.771
2 -	2:31.506	7 -	2:27.675
3 -	2:29.855	8 -	2:26.831
4 -	2:27.768		
5 -	2:27.097		
30	Julian BRONSON	GBR	Scarab Offenhauser
1 -	2:29.980	6 -	2:26.362
2 -	2:25.665	7 -	2:27.116
3 -	2:25.591	8 -	2:25.559
4 -	2:25.296		
5 -	2:25.351		
33	Chris PHILLIPS	GBR	Cooper-Bristol Mk2
1 -	2:52.938	6 -	2:39.906
2 -	2:42.635	7 -	2:42.413
3 -	2:40.272	8 -	2:43.751
4 -	2:39.789		
5 -	2:46.934		
35	Fred HARPER	GBR	Kurtis 500
1 -	2:34.128		
2 -	2:31.115		
3 -	2:34.929		
4 -	2:51.101P		

Weather/Track: Sun/Dry

www.mstworld.com

Page 3 of 5

Silverstone
 Circuit Length = 3.6400 miles.
 Start: 18:00 End: 18:20
 Printed - 18:25 Sunday, 27 July 2014

Maserati Centenary Trophy for HGPCA Pre 61 Grand Prix Cars
RACE 21 - LAP ANALYSIS - Silverstone - 25-27 July 2014
 (contd.)

36	Heinz BACHMANN	CHE	Buick Shafer 8
1 -	3:06.534	6 -	2:51.976
2 -	2:56.586	7 -	2:55.271
3 -	2:52.504		
4 -	2:52.235		
5 -	2:52.410		
41	Brian MAILE	GBR	Cooper T41
1 -	2:58.865	6 -	2:51.352
2 -	2:53.892	7 -	2:52.550
3 -	2:55.715		
4 -	2:53.220		
5 -	2:51.152		
43	Clive WILSON	GBR	Cooper T43
1 -	2:45.654	6 -	2:36.462
2 -	2:36.621	7 -	2:37.250
3 -	2:38.036	8 -	2:37.933
4 -	2:37.728		
5 -	2:35.827		
44	Robert BREMNER	GBR	Connaught AL10
1 -	3:02.025		
2 -	3:04.350P		
45	Scotty TAYLOR	AUS	Cooper T45
1 -	3:10.515	6 -	2:48.171
2 -	2:50.206	7 -	2:47.946
3 -	2:48.048		
4 -	2:51.408		
5 -	2:48.236		
75	Niamh WOOD	IRL	Cooper-Bristol Mk 1
1 -	2:51.335	6 -	2:42.526
2 -	2:43.563	7 -	2:41.229
3 -	2:40.046	8 -	2:38.134
4 -	2:39.395		
5 -	2:59.011		

Weather/Track: Sun/Dry

www.mstworld.com

Page 4 of 5

Silverstone
 Circuit Length = 3.6400 miles.
 Start: 18:00 End: 18:20

Printed - 18:25 Sunday, 27 July 2014

Maserati Centenary Trophy for HGPCA Pre 61 Grand Prix Cars
RACE 21 - LAP ANALYSIS - Silverstone - 25-27 July 2014
 (contd.)

77	Adrian VAN DER KROFT	NLD	HWM-Alta F2
1 -	2:51.670	6 -	2:40.384
2 -	2:41.783	7 -	2:40.985
3 -	2:40.927	8 -	2:39.278
4 -	2:40.474		
5 -	2:39.747		
84	Eddie MCGUIRE	IRL	Lotus 16 16 362
1 -	2:48.158	6 -	2:34.100
2 -	2:36.124	7 -	2:34.508
3 -	2:35.468	8 -	2:34.717
4 -	2:37.273		
5 -	2:33.710		
88	Michael STEELE	GBR	Connaught C type C8
1 -	2:38.262	6 -	2:30.420
2 -	2:30.679	7 -	2:29.732
3 -	2:30.184	8 -	2:32.134
4 -	2:28.851		
5 -	2:30.273		
248	Klaus LEHR	DEU	Maserati 250F
1 -	2:48.587	6 -	2:38.037
2 -	2:38.891	7 -	2:37.563
3 -	2:38.650	8 -	2:39.396
4 -	2:39.316		
5 -	2:39.726		

Weather/Track: Sun/Dry

www.mstworld.com

Page 5 of 5

Silverstone
 Circuit Length = 3.6400 miles.
 Start: 18:00 End: 18:20
 Printed - 18:25 Sunday, 27 July 2014

Maserati Centenary Trophy for HGPCA Pre 61 Grand Prix Cars
RACE 21 - LAP CHART - Silverstone - 25-27 July 2014

Lap 1			Lap 2			Lap 3			Lap 4			Lap 5		
No	Behind	Laptime	No	Behind	Laptime	No	Behind	Laptime	No	Behind	Laptime	No	Behind	Laptime
30		2:29.980	30		2:25.665	30		2:25.591	1		2:24.013	1		2:24.993
1	0.550	2:30.530	1	0.472	2:25.587	1	0.367	2:25.486	30	0.916	2:25.296	30	1.274	2:25.351
35	4.148	2:34.128	35	9.598	2:31.115	27	14.425	2:29.855	27	17.813	2:27.768	10	1 LAP	3:01.390
27	4.320	2:34.300	27	10.161	2:31.506	3	16.798	2:30.131	3	21.840	2:29.422	27	19.917	2:27.097
3	6.920	2:36.900	3	12.258	2:31.003	88	17.889	2:30.184	88	22.360	2:28.851	3	26.912	2:30.065
88	8.282	2:38.262	88	13.296	2:30.679	35	18.936	2:34.929	8	44.038	2:35.050	88	27.640	2:30.273
21	12.779	2:42.759	8	24.053	2:34.619	8	33.368	2:34.906	35	45.657	2:51.101P	16	56.411	2:34.627
19	13.326	2:43.306	16	24.843	2:35.786	16	35.136	2:35.884	16	46.777	2:36.021	8	56.564	2:37.519
16	14.722	2:44.702	21	25.254	2:38.140	21	36.601	2:36.938	22	48.554	2:35.079	22	57.625	2:34.064
8	15.099	2:45.079	19	25.528	2:37.867	19	36.989	2:37.052	21	48.874	2:36.653	21	59.283	2:35.402
43	15.674	2:45.654	43	26.630	2:36.621	22	37.855	2:35.675	19	49.720	2:37.111	84	1:00.124	2:33.710
4	16.782	2:46.762	22	27.771	2:35.906	84	38.514	2:35.468	84	51.407	2:37.273	19	1:01.472	2:36.745
22	17.530	2:47.510	84	28.637	2:36.124	43	39.075	2:38.036	43	52.423	2:37.728	43	1:03.257	2:35.827
84	18.178	2:48.158	4	31.262	2:40.145	4	43.572	2:37.901	4	57.948	2:38.756	4	1:11.966	2:39.011
248	18.607	2:48.587	248	31.833	2:38.891	248	44.892	2:38.650	248	59.828	2:39.316	248	1:14.561	2:39.726
75	21.355	2:51.335	77	37.808	2:41.783	77	53.144	2:40.927	75	1:08.723	2:39.395	77	1:23.992	2:39.747
77	21.690	2:51.670	75	39.253	2:43.563	75	53.708	2:40.046	77	1:09.238	2:40.474	23	1:28.226	2:42.781
23	22.099	2:52.079	23	39.653	2:43.219	23	54.462	2:40.400	33	1:10.018	2:39.789	33	1:31.959	2:46.934
33	22.958	2:52.938	33	39.928	2:42.635	33	54.609	2:40.272	23	1:10.438	2:40.356	18	1:33.182	2:42.108
18	24.814	2:54.794	18	41.412	2:42.263	18	58.000	2:42.179	18	1:16.067	2:42.447	75	1:42.741	2:59.011
41	28.885	2:58.865	41	57.112	2:53.892	41	1:27.236	2:55.715	45	1:54.561	2:51.408	45	2:17.804	2:48.236
44	32.045	3:02.025	5	1:01.747	2:53.163	45	1:27.533	2:48.048	41	1:56.076	2:53.220	41	2:22.235	2:51.152
5	34.249	3:04.229	2	1:03.193	2:53.439	5	1:28.416	2:52.260	5	1:56.570	2:52.534	7	2:22.477	2:50.282
2	35.419	3:05.399	7	1:04.727	2:53.099	2	1:30.754	2:53.152	7	1:57.188	2:50.502			
36	36.554	3:06.534	45	1:05.076	2:50.206	7	1:31.066	2:51.930	2	1:59.471	2:53.097			
7	37.293	3:07.273	36	1:07.475	2:56.586	36	1:34.388	2:52.504	36	2:02.243	2:52.235			
45	40.535	3:10.515	44	1:10.730	3:04.350P	10	1:51.984	3:01.496						
10	41.500	3:11.480	10	1:16.079	3:00.244									

Weather/Track: Sun/Dry

www.mstworld.com

Page 1 of 2

Silverstone
 Circuit Length = 3.6400 miles.
 Start: 18:00 End: 18:20

Printed - 18:24 Sunday, 27 July 2014

Maserati Centenary Trophy for HGPCA Pre 61 Grand Prix Cars
RACE 21 - LAP CHART - Silverstone - 25-27 July 2014
 (contd.)

Lap 6			Lap 7			Lap 8			Lap 9			Lap 10		
No	Behind	Laptime	No	Behind	Laptime	No	Behind	Laptime	No	Behind	Laptime	No	Behind	Laptime
1		2:25.344	1		2:25.855	1		2:25.966						
5	1 LAP	2:54.432	30	3.553	2:27.116	30	3.146	2:25.559						
2	1 LAP	2:52.876	45	1 LAP	2:48.171	27	24.029	2:26.831						
30	2.292	2:26.362	41	1 LAP	2:51.352	45	1 LAP	2:47.946						
36	1 LAP	2:52.410	27	23.164	2:27.675	3	42.477	2:32.111						
27	21.344	2:26.771	5	1 LAP	2:51.935	88	42.761	2:32.134						
3	32.494	2:30.926	2	1 LAP	2:52.617	41	1 LAP	2:52.550						
88	32.716	2:30.420	36	1 LAP	2:51.976	2	1 LAP	2:56.047						
10	1 LAP	2:59.401	3	36.332	2:29.693	36	1 LAP	2:55.271						
8	1:03.030	2:31.810	88	36.593	2:29.732	8	1:19.752	2:34.123						
16	1:06.530	2:35.463	7	1 LAP	3:12.115P	16	1:25.455	2:35.865						
22	1:07.453	2:35.172	8	1:11.595	2:34.420	84	1:26.284	2:34.717						
84	1:08.880	2:34.100	10	1 LAP	3:00.123	22	1:29.432	2:37.066						
21	1:10.435	2:36.496	16	1:15.556	2:34.881	21	1:30.988	2:36.627						
19	1:12.582	2:36.454	84	1:17.533	2:34.508	19	1:33.506	2:36.752						
43	1:14.375	2:36.462	22	1:18.332	2:36.734	43	1:37.737	2:37.933						
4	1:25.985	2:39.363	21	1:20.327	2:35.747	10	1 LAP	3:03.052						
248	1:27.254	2:38.037	19	1:22.720	2:35.993	248	1:52.392	2:39.396						
77	1:39.032	2:40.384	43	1:25.770	2:37.250	4	1:53.860	2:39.752						
23	1:42.319	2:39.437	248	1:38.962	2:37.563	77	2:07.474	2:39.278						
33	1:46.521	2:39.906	4	1:40.074	2:39.944	23	2:08.369	2:38.862						
18	1:50.210	2:42.372	77	1:54.162	2:40.985	33	2:20.864	2:43.751						
75	1:59.923	2:42.526	23	1:55.473	2:39.009	18	2:24.680	2:40.443						
			33	2:03.079	2:42.413	75	2:27.465	2:38.134						
			18	2:10.203	2:45.848									
			75	2:15.297	2:41.229									

Weather/Track: Sun/Dry

www.mstworld.com

Silverstone
 Circuit Length = 3.6400 miles.
 Start: 18:00 End: 18:20
 Printed - 18:24 Sunday, 27 July 2014



FIA Masters Historic Sports Cars
RACE 11 - QUALIFYING - Silverstone - 25-27 July 2014

POS	NO	CLS	DRIVER	NAT	CAR	TIME	LAPS	GAP	KPH
1	1	ROD	Voyazides / Hadfield		Lola T70 Mk3B	2:07.598	14		102.69
2	4	MAR	Watson / O'Connell		Chevron B19	2:09.270	15	1.672	101.36
3	3	ROD	Wright / Wolfe		Lola T70 Mk3B	2:09.396	13	1.798	101.27
4	142	ROD	Harris / Meaden		Lola T70 Mk3B	2:10.904	13	3.306	100.10
5	44	MAR	Hall		Lola T212	2:11.276	11	3.678	99.82
6	52	MAR	Oldershaw / Gathercole		Lola T212(R)	2:11.846	13	4.248	99.38
7	41	ROD	Tromans / Stretton		Lola T70 Mk3B	2:12.573	8	4.975	98.84
8	21	ROD	Tandy		Lola T70 Mk3B	2:12.937	13	5.339	98.57
9	50	BON	Kjallgren / Littlejohn		Daren Mk2	2:12.964	13	5.366	98.55
10	18	ROD	Knapfield / Campbell-Walter		Ferrari 512M	2:12.992	13	5.394	98.53
11	58	ROD	Lynn / Haddon		Lola T70 Mk3B	2:13.280	12	5.682	98.31
12	15	ROD	McIntyre		McLaren M1C	2:13.791	14	6.193	97.94
13	84	ROD	Fisken / Hardman*		McLaren M1C	2:14.885	10	7.287	97.14
14	81	ROD	Beighton / Finnemore		Lola Mk3B	2:14.900	13	7.302	97.13
15	8	ROD	Meins / Lillingston-Price		Lola T70 Mk3B	2:15.160	13	7.562	96.95
16	17	SIF	Carrington Yates / Carrington Yates		Chevron B16	2:15.457	13	7.859	96.73
17	133	HUL	Minshaw / Keen		Lola T70 Mk2 Spyder	2:16.004	8	8.406	96.35
18	89	SIF	Benedini*		Chevron B16	2:17.333	11	9.735	95.41
19	96	HUL	Beaumont		McLaren M1B	2:17.366	9	9.768	95.39
20	7	ROD	Mahmoud / Mahmoud		Lola T70 Mk3B	2:18.861	12	11.263	94.36
21	24	BON	Newall		Chevron B8	2:19.941	9	12.343	93.63
22	16	HUL	Jolly / Farthing		Cooper Monaco T61M	2:20.551	13	12.953	93.23
23	27	SIF	Sheldon		Chevron B16	2:21.265	5	13.667	92.76
24	29	HUL	Ahlers / Bellinger		Cooper Monaco King Cobra	2:22.083	9	14.485	92.22
25	137	INV	Walker / Jordan		Ford GT40	2:22.223	12	14.625	92.13
26	77	HUL	Davies / Harvey*		Ford GT40	2:22.760	9	15.162	91.79
27	85	SIF	Ashworth		Chevron B16	2:22.998	12	15.400	91.63
28	72	SIF	Boot		Chevron B16	2:23.435	14	15.837	91.35
29	123	INV	Cottingham / Cottingham		Ford GT40	2:24.627	12	17.029	90.60
30	5	MAR	Smith / Hoad*		Lola T290	2:25.359	3	17.761	90.14
31	117	HUL	Jones		Lola T70 Mk1 Spyder	2:25.924	12	18.326	89.80
32	33	PES	Bates		Porsche 911 RSR	2:25.943	11	18.345	89.78
33	82	PES	Merry / Dickson		Chevrolet Corvette	2:27.105	11	19.507	89.07
34	14	ROD	Taylor / Wareing		McLaren M6B	2:28.201	11	20.603	88.42
35	119	HUL	Schryver		Lotus 19(R)	2:29.384	12	21.786	87.72
36	45	MAR	Morris		Gipsy Dino P271	2:30.041	9	22.443	87.33
37	31	PES	Bates		Porsche 911 RSR	2:31.162	12	23.564	86.68
38	70	PES	Summers		Ferrari 365 GTB/4	2:33.661	12	26.063	85.27
39	30	PES	White*		Porsche 911 RSR	2:33.740	13	26.142	85.23
40	73	MAR	Martin		Dulon Dino LD10B	2:35.278	7	27.680	84.39
41	34	BAR	Midgley / Woodgate		Elva Mk7S	2:37.544	9	29.946	83.17
42	161	BAR	Rea		Elva Mk7S	2:39.789	10	32.191	82.00
43	144	HUL	Christensen		Wolverine	2:41.478	12	33.880	81.15
44	43	BAR	Bruckner		Lotus 23B	2:46.922	12	39.324	78.50
45	61	ROD	Smyth*		Lola T70 Mk3	3:24.219	3	1:16.621	64.16

Silverstone

*Cars 5, 30, 61, 77, 84, 89 require working transponders.

Circuit Length = 3.6400 miles.

Weather/Track: Sun/Dry

Start: 18:15 End: 18:45

Race Director:	Steward:	Timekeeper:	Issued at:
----------------	----------	-------------	------------

FIA Masters Historic Sports Cars

RACE 11 - QUALIFYING LAP ANALYSIS - Silverstone - 25-27 July 2014

1	Voyazides/Hadfield	Lola T70 Mk3B
1 - X:00.000	6 - 2:11.901	11 - 2:08.637
2 - 2:14.091	7 - 2:15.038P	12 - 2:07.598
3 - 2:11.172	8 - 3:04.560	13 - 2:09.804
4 - 2:12.402	9 - 2:09.517	14 - 2:47.116P
5 - 2:12.991	10 - 2:11.913	
3	Wright/Wolfe	Lola T70 Mk3B
1 - X:00.000	6 - 3:22.073	11 - 2:09.396
2 - 2:21.726	7 - 2:09.667	12 - 2:16.294
3 - 2:16.578	8 - 2:13.346	13 - 2:25.179P
4 - 2:16.201	9 - 2:09.451	
5 - 2:22.354P	10 - 2:11.826	
4	Watson/O'Connell	Chevron B19
1 - X:00.000	6 - 2:10.891	11 - 2:09.289
2 - 2:10.210	7 - 2:09.441	12 - 2:22.875
3 - 2:11.251	8 - 2:09.641	13 - 2:09.844
4 - 2:10.418	9 - 2:16.823	14 - 2:09.270
5 - 2:13.252	10 - 2:55.207	15 - 2:52.841P
5	Smith/Hoad*	Lola T290
1 - X:00.000		
2 - 2:29.375		
3 - 2:25.359		
7	Mahmoud/Mahmoud	Lola T70 Mk3B
1 - X:00.000	6 - 2:22.488	11 - 2:19.492
2 - 2:45.918	7 - 2:26.476	12 - 2:19.816
3 - 2:32.091	8 - 2:34.956P	
4 - 2:26.570	9 - 3:55.027	
5 - 2:24.487	10 - 2:18.861	
8	Meins/Lillingston-Price	Lola T70 Mk3B
1 - X:00.000	6 - 2:24.058P	11 - 2:16.181
2 - 2:25.608	7 - 4:02.054	12 - 2:15.160
3 - 2:17.945	8 - 2:20.869	13 - 2:43.419P
4 - 2:16.671	9 - 2:18.011	
5 - 2:16.541	10 - 2:17.058	

*Cars 5, 30, 61, 77, 84, 89 require working transponders.
Weather/Track: Sun/Dry

Silverstone
Circuit Length = 3.6400 miles.
Start: 18:15 End: 18:45

FIA Masters Historic Sports Cars
RACE 11 - QUALIFYING LAP ANALYSIS - Silverstone - 25-27 July 2014
 (contd.)

14	Taylor/Wareing	McLaren M6B
1 - X:00.000	6 - 2:38.320	11 - 2:31.878
2 - 2:45.332	7 - 2:33.775	
3 - 2:39.603	8 - 2:35.976	
4 - 2:48.851P	9 - 2:30.198	
5 - 4:50.165	10 - 2:28.201	
15	McIntyre	McLaren M1C
1 - X:00.000	6 - 2:19.474	11 - 2:17.918
2 - 2:21.977	7 - 2:15.911	12 - 2:23.566
3 - 2:18.215	8 - 2:15.004	13 - 2:15.523
4 - 2:17.001	9 - 2:13.791	14 - 2:57.425P
5 - 2:17.654	10 - 2:17.460	
16	Jolly/Farthing	Cooper Monaco T61M
1 - X:00.000	6 - 2:23.336P	11 - 2:21.775
2 - 2:25.660	7 - 4:04.230	12 - 2:26.199
3 - 2:22.254	8 - 2:22.145	13 - 3:02.178P
4 - 2:20.551	9 - 2:21.686	
5 - 2:24.602	10 - 2:22.684	
17	Carrington Yates/Carrington Yates	Chevron B16
1 - X:00.000	6 - 2:18.986P	11 - 2:24.835
2 - 2:17.916	7 - 4:03.852	12 - 2:26.606
3 - 2:16.683	8 - 2:23.925	13 - 5:33.459P
4 - 2:15.457	9 - 2:23.917	
5 - 2:16.286	10 - 2:21.819	
18	Knapfield/Campbell-Walter	Ferrari 512M
1 - X:00.000	6 - 2:13.752	11 - 2:16.340
2 - 2:22.365	7 - 2:13.085	12 - 2:16.412
3 - 2:19.442	8 - 2:19.728P	13 - 5:18.101P
4 - 2:12.992	9 - 4:22.773	
5 - 2:14.557	10 - 2:19.581	
21	Tandy	Lola T70 Mk3B
1 - X:00.000	6 - 2:14.133	11 - 2:13.157
2 - 2:29.464	7 - 2:19.904P	12 - 2:12.937
3 - 2:18.868	8 - 5:04.031	13 - 2:52.162P
4 - 2:19.420	9 - 2:14.386	
5 - 2:15.074	10 - 2:13.314	

*Cars 5, 30, 61, 77, 84, 89 require working transponders.
 Weather/Track: Sun/Dry

Silverstone
 Circuit Length = 3.6400 miles.
 Start: 18:15 End: 18:45

FIA Masters Historic Sports Cars
RACE 11 - QUALIFYING LAP ANALYSIS - Silverstone - 25-27 July 2014
 (contd.)

24	Newall	Chevron B8		
1 -	X:00.000	6 -	2:20.853	
2 -	2:21.884	7 -	2:19.941	
3 -	2:21.480	8 -	2:30.656	
4 -	2:20.481	9 -	2:21.805	
5 -	2:22.775			
27	Sheldon	Chevron B16		
1 -	X:00.000			
2 -	2:23.669			
3 -	2:23.060			
4 -	2:21.265			
5 -	7:21.735P			
29	Ahlers/Bellinger	Cooper Monaco King Cobra		
1 -	X:00.000	6 -	3:32.683	
2 -	3:17.591P	7 -	2:22.500	
3 -	X:00.000	8 -	2:22.083	
4 -	2:32.474	9 -	3:07.192P	
5 -	2:28.879P			
30	White*	Porsche 911 RSR		
1 -	X:00.000	6 -	2:35.263	11 - 2:34.856
2 -	2:38.251	7 -	2:33.740	12 - 2:35.560
3 -	2:38.275	8 -	2:34.789	13 - 2:51.592P
4 -	2:38.162	9 -	2:36.832	
5 -	2:36.649	10 -	2:35.304	
31	Bates	Porsche 911 RSR		
1 -	X:00.000	6 -	2:35.061	11 - 2:31.162
2 -	2:36.102	7 -	2:32.816	12 - 2:51.340P
3 -	2:34.277	8 -	2:31.938	
4 -	2:37.051P	9 -	2:31.847	
5 -	4:11.494	10 -	2:32.686	
33	Bates	Porsche 911 RSR		
1 -	X:00.000	6 -	2:26.958	11 - 2:50.258P
2 -	2:30.136	7 -	2:27.708	
3 -	2:28.793	8 -	2:26.004	
4 -	2:35.181P	9 -	2:25.943	
5 -	4:00.942	10 -	2:33.032	

*Cars 5, 30, 61, 77, 84, 89 require working transponders.
 Weather/Track: Sun/Dry

Silverstone
 Circuit Length = 3.6400 miles.
 Start: 18:15 End: 18:45

FIA Masters Historic Sports Cars
RACE 11 - QUALIFYING LAP ANALYSIS - Silverstone - 25-27 July 2014
 (contd.)

34	Midgley/Woodgate	Elva Mk7S
1 - X:00.000	6 - 4:38.660	
2 - 2:45.406	7 - 2:42.158	
3 - 2:37.544	8 - 2:44.322	
4 - 2:46.054	9 - 3:05.066P	
5 - 2:47.810P		
41	Tromans/Stretton	Lola T70 Mk3B
1 - X:00.000	6 - 4:20.500	
2 - 2:17.441	7 - 2:13.898	
3 - 2:15.242	8 - 2:22.402P	
4 - 2:12.573		
5 - 2:22.524P		
43	Bruckner	Lotus 23B
1 - X:00.000	6 - 2:57.284	11 - 2:46.922
2 - 2:53.950	7 - 3:10.825	12 - 3:13.713P
3 - 2:54.815	8 - 2:52.627	
4 - 2:55.779	9 - 2:53.453	
5 - 2:52.902	10 - 2:49.492	
44	Hall	Lola T212
1 - X:00.000	6 - 3:50.982	11 - 2:35.356P
2 - 2:21.050	7 - 2:11.276	
3 - 2:29.451	8 - 2:12.161	
4 - 2:15.863	9 - 2:13.980	
5 - 2:17.879P	10 - 2:14.634	
45	Morris	Gipsy Dino P271
1 - X:00.000	6 - 2:30.041	
2 - 2:38.813	7 - 2:31.777	
3 - 2:38.439	8 - 2:31.233	
4 - 2:50.412P	9 - 2:56.362P	
5 - X:00.000		
50	Kjallgren/Littlejohn	Daren Mk2
1 - X:00.000	6 - 2:16.441	11 - 2:13.914
2 - 2:27.617	7 - 2:15.423	12 - 2:12.964
3 - 2:29.637	8 - 2:15.351	13 - 2:52.874P
4 - 2:31.429P	9 - 2:15.621	
5 - 4:14.733	10 - 2:16.043	

*Cars 5, 30, 61, 77, 84, 89 require working transponders.
 Weather/Track: Sun/Dry

FIA Masters Historic Sports Cars
RACE 11 - QUALIFYING LAP ANALYSIS - Silverstone - 25-27 July 2014
 (contd.)

52	Oldershaw/Gathercole	Lola T212(R)
1 - X:00.000	6 - 2:19.121	11 - 2:11.947
2 - 2:24.242	7 - 2:14.500	12 - 2:18.149
3 - 2:17.526	8 - 2:22.515P	13 - 2:49.680P
4 - 2:14.471	9 - 3:48.883	
5 - 2:15.359	10 - 2:11.846	
58	Lynn/Haddon	Lola T70 Mk3B
1 - X:00.000	6 - 2:13.623	11 - 2:16.148
2 - 2:18.158	7 - 2:18.549P	12 - 2:42.736P
3 - 2:14.329	8 - 3:54.203	
4 - 2:13.280	9 - 2:15.568	
5 - 2:15.859	10 - 2:18.998	
61	Smyth*	Lola T70 Mk3
1 - X:00.000		
2 - 3:24.219		
3 - 3:31.402		
70	Summers	Ferrari 365 GTB/4
1 - X:00.000	6 - 2:36.118	11 - 2:35.389
2 - 2:44.401	7 - 2:37.185	12 - 3:05.422P
3 - 2:46.628P	8 - 2:34.974	
4 - 3:38.659	9 - 2:34.542	
5 - 2:36.105	10 - 2:33.661	
72	Boot	Chevron B16
1 - X:00.000	6 - 2:26.498	11 - 2:24.046
2 - 2:31.121	7 - 2:26.134	12 - 2:23.904
3 - 2:24.025	8 - 2:24.938	13 - 2:23.435
4 - 2:24.817	9 - 2:25.060	14 - 3:00.834P
5 - 2:24.998	10 - 2:26.086	
73	Martin	Dulon Dino LD10B
1 - X:00.000P	6 - 2:35.278	
2 - X:00.000	7 - 3:16.821P	
3 - 2:38.316		
4 - 2:35.922		
5 - 2:38.247		

*Cars 5, 30, 61, 77, 84, 89 require working transponders.
 Weather/Track: Sun/Dry

Silverstone
 Circuit Length = 3.6400 miles.
 Start: 18:15 End: 18:45

FIA Masters Historic Sports Cars
RACE 11 - QUALIFYING LAP ANALYSIS - Silverstone - 25-27 July 2014
 (contd.)

77	Davies/Harvey*	Ford GT40
1 - X:00.000	6 - 2:32.765P	
2 - 2:33.639	7 - 3:53.753	
3 - 2:32.761	8 - 2:24.310	
4 - 2:30.412	9 - 2:22.760	
5 - 2:29.116		
81	Beighton/Finnemore	Lola Mk3B
1 - X:00.000	6 - 2:26.553P	11 - 2:14.900
2 - 2:27.527	7 - 3:44.953	12 - 2:19.094
3 - 2:19.227	8 - 2:16.245	13 - 5:10.786P
4 - 2:18.153	9 - 2:16.139	
5 - 2:17.771	10 - 2:15.492	
82	Merry/Dickson	Chevrolet Corvette
1 - X:00.000	6 - 4:04.076	11 - 2:41.062P
2 - 2:33.685	7 - 2:28.754	
3 - 2:33.702	8 - 2:30.431	
4 - 2:32.298	9 - 2:30.844	
5 - 2:33.796P	10 - 2:27.105	
84	Fisken/Hardman*	McLaren M1C
1 - X:00.000	6 - 4:39.506	
2 - 2:16.688	7 - 2:20.790	
3 - 2:14.885	8 - 2:15.671	
4 - 2:15.824	9 - 2:14.998	
5 - 2:21.373P	10 - 2:21.416P	
85	Ashworth	Chevron B16
1 - X:00.000	6 - 2:24.505	11 - 2:22.998
2 - 2:34.539	7 - 2:24.010	12 - 2:29.671P
3 - 2:28.126	8 - 2:25.214	
4 - 2:26.628	9 - 2:23.955	
5 - 2:25.643	10 - 2:23.434	
89	Benedini*	Chevron B16
1 - X:00.000	6 - 2:19.066	11 - 2:24.938P
2 - 2:19.312	7 - 2:19.420	
3 - 2:17.333	8 - 2:23.184	
4 - 2:20.219	9 - 2:28.099	
5 - 7:14.465	10 - 2:29.627	

*Cars 5, 30, 61, 77, 84, 89 require working transponders.
 Weather/Track: Sun/Dry

Silverstone
 Circuit Length = 3.6400 miles.
 Start: 18:15 End: 18:45

FIA Masters Historic Sports Cars
RACE 11 - QUALIFYING LAP ANALYSIS - Silverstone - 25-27 July 2014
 (contd.)

96	Beaumont	McLaren M1B		
1 - X:00.000	6 - 2:29.859P			
2 - 2:29.647	7 - 3:35.042			
3 - 2:26.772	8 - 2:17.366			
4 - 2:32.331	9 - 2:45.068P			
5 - 2:25.998				
117	Jones	Lola T70 Mk1 Spyder		
1 - X:00.000	6 - 2:32.151	11 - 2:27.548		
2 - 2:35.961	7 - 2:27.854	12 - 2:51.897P		
3 - 2:38.685P	8 - 2:27.615			
4 - 3:46.418	9 - 2:26.011			
5 - 2:33.160	10 - 2:25.924			
119	Schryver	Lotus 19(R)		
1 - X:00.000	6 - 2:29.914	11 - 4:43.582		
2 - 2:32.467	7 - 2:31.600	12 - 2:50.449P		
3 - 2:30.081	8 - 2:29.901			
4 - 2:29.384	9 - 2:36.639			
5 - 2:32.996	10 - 2:39.178P			
123	Cottingham/Cottingham	Ford GT40		
1 - X:00.000	6 - 2:25.793P	11 - 2:30.670		
2 - 2:28.324	7 - 4:12.407	12 - 5:36.547P		
3 - 2:27.243	8 - 2:31.956			
4 - 2:26.886	9 - 2:31.132			
5 - 2:24.627	10 - 2:32.085			
133	Minshaw/Keen	Lola T70 Mk2 Spyder		
1 - X:00.000	6 - 2:16.335			
2 - 2:20.116	7 - 2:16.004			
3 - 2:22.372P	8 - 2:54.729P			
4 - 3:34.078				
5 - 2:20.308				
137	Walker/Jordan	Ford GT40		
1 - X:00.000	6 - 2:27.186P	11 - 2:25.407		
2 - 2:23.756	7 - 4:54.995	12 - 2:45.532P		
3 - 2:22.236	8 - 2:26.982			
4 - 2:22.361	9 - 2:29.951			
5 - 2:22.223	10 - 2:25.117			

*Cars 5, 30, 61, 77, 84, 89 require working transponders.
 Weather/Track: Sun/Dry

FIA Masters Historic Sports Cars

RACE 11 - QUALIFYING LAP ANALYSIS - Silverstone - 25-27 July 2014

(contd.)

142	Harris/Meaden	Lola T70 Mk3B
1 - X:00.000	6 - 3:56.346	11 - 2:16.334
2 - 2:16.320	7 - 2:11.434	12 - 2:11.750
3 - 2:17.961	8 - 2:11.473	13 - 2:12.618
4 - 2:11.094	9 - 2:10.904	
5 - 2:19.495P	10 - 2:29.569	
144	Christensen	Wolverine
1 - X:00.000	6 - 2:44.425	11 - 2:41.932
2 - 2:44.514	7 - 2:41.937	12 - 3:06.653P
3 - 2:44.774	8 - 2:41.478	
4 - 2:46.137	9 - 2:41.954	
5 - 2:43.077	10 - 2:42.018	
161	Rea	Elva Mk7S
1 - X:00.000	6 - 3:01.902P	
2 - 2:44.124	7 - 5:41.478	
3 - 2:41.251	8 - 2:42.102	
4 - 2:43.552	9 - 2:42.237	
5 - 2:39.789	10 - 2:43.704	

*Cars 5, 30, 61, 77, 84, 89 require working transponders.

Weather/Track: Sun/Dry

FIA Masters Historic Sports Cars

RACE 11 - AMENDED GRID - Silverstone - 25-27 July 2014

ROW
23
ROW
22
ROW
21
ROW
20
ROW
19
ROW
18
ROW
17
ROW
16
ROW
15
ROW
14
ROW
13
ROW
12
ROW
11
ROW
10
ROW
9
ROW
8
ROW
7
ROW
6
ROW
5
ROW
4
ROW
3
ROW
2
ROW
1

2	Wills	
43	Bruckner	61
161	Rea	144
73	Martin	34
70	Summers	30
119	Schryver	31
82	Merry/Dickson	14
117	Jones	33
123	Cottingham/Cottingham	5
85	Ashworth	72
137	Walker/Jordan	77
27	Sheldon	29
24	Newall	16
96	Beaumont	7
133	Minshaw/Keen	89
8	Meins/Lillingston-Price	17
3	Wright/Wolfe	81
15	McIntyre	84
18	Knapfield/Campbell-Walter	58
21	Tandy	50
52	Oldershaw/Gathercole	41
142	Harris/Meaden	44
1	Voyazides/Hadfield	4
		Smyth
		Christensen
		Midgley/Woodgate
		White
		Bates
		Taylor/Wareing
		Bates
		Smith/Hoad
		Boot
		Davies/Harvey
		Ahlers/Bellinger
		Jolly/Farthing
		Mahmoud/Mahmoud
		Benedini
		Carrington Yates/Carrington Yates
		Beighton/Finnemore
		Fisken/Hardman
		Lynn/Haddon
		Kjallgren/Littlejohn
		Tromans/Stretton
		Hall
		Watson/O'Connell

POLE

Car 3 - 10 place grid penalty, Stewards decision 3 refers.
Weather/Track: Sun/Dry Car 2 allowed to start; Car 45 withdrawn

Silverstone
Circuit Length = 3.6400 miles.
Start: 18:15 End: 18:45

Clerk of the Course:

Timekeeper:



FIA Masters Historic Sports Cars

RACE 11 - FINAL CLASSIFICATION - Silverstone - 25-27 July 2014

POS	NO	CLS DRIVER / TEAM	NAT	CAR	TIME	LAPS	GAP	KPH	BEST
1	1	ROD Voyazides / Hadfield		Lola T70 Mk3B	51:32.780	23		97.35	2:08.231
2	3	ROD Wright / Wolfe		Lola T70 Mk3B	52:27.100	23	54.320	95.67	2:09.515
3	142	ROD Harris / Meaden		Lola T70 Mk3B	52:35.948	23	1:03.168	95.40	2:10.166
4	21	ROD Tandy		Lola T70 Mk3B	52:37.317	23	1:04.537	95.36	2:10.611
5	44	MAR Hall / Padmore		Lola T212	53:05.139	23	1:32.359	94.53	2:09.902
6	52	MAR Oldershaw / Gathercole		Lola T212(R)	53:10.701	23	1:37.921	94.36	2:10.310
7	133	HUL Minshaw		Lola T70 Mk2 Spyder	53:15.784	23	1:43.004	94.21	2:11.554
8	18	ROD Knapfield / Campbell-Walter		Ferrari 512M	53:26.074	23	1:53.294	93.91	2:09.856
9	15	INV McIntyre		McLaren M1C	53:33.862	23	2:01.082	93.68	2:13.886
10	81	ROD Beighton / Finnemore		Lola Mk3B	51:33.441	22	1 LAP	93.09	2:14.258
11	17	SIF Carrington Yates		Chevron B16	51:40.609	22	1 LAP	92.88	2:14.711
12	50	BON Kjallgren / Littlejohn		Daren Mk2	52:03.470	22	1 LAP	92.20	2:11.851
13	24	BON Newall		Chevron B8	53:12.354	22	1 LAP	90.21	2:18.012
14	27	SIF Sheldon		Chevron B16	53:48.143	22	1 LAP	89.21	2:18.933
15	85	SIF Ashworth		Chevron B16	53:51.121	22	1 LAP	89.12	2:20.218
16	7	ROD Mahmoud		Lola T70 Mk3B	51:34.956	21	2 LAPS	88.81	2:18.117
17	137	INV Walker / Jordan		Ford GT40	51:53.043	21	2 LAPS	88.30	2:20.903
18	29	HUL Ahlers / Bellinger		Cooper Monaco King Cobra	51:56.608	21	2 LAPS	88.19	2:18.550
19	123	INV Cottingham		Ford GT40	52:02.806	21	2 LAPS	88.02	2:21.605
20	33	PES Bates		Porsche 911 RSR	52:42.682	21	2 LAPS	86.91	2:24.106
21	77	HUL Davies / Harvey		Ford GT40	53:50.334	21	2 LAPS	85.09	2:23.233
22	8	ROD Meins / Lillingston-Price		Lola T70 Mk3B	47:28.980	20	3 LAPS	91.88	2:13.343
23	16	HUL Jolly / Farthing		Cooper Monaco T61M	50:23.214	20	3 LAPS	86.58	2:20.160
24	2	INV Wills		McLaren M1C	51:36.560	20	3 LAPS	84.53	2:09.598
25	82	PES Dickson / Merry		Chevrolet Corvette	51:43.656	20	3 LAPS	84.34	2:26.146
26	31	PES Bates		Porsche 911 RSR	51:46.746	20	3 LAPS	84.26	2:27.223
27	14	ROD Taylor / Wareing		McLaren M6B	52:41.931	20	3 LAPS	82.79	2:23.880
28	70	PES Summers		Ferrari 365 GTB/4	52:50.781	20	3 LAPS	82.55	2:31.372
29	72	SIF Boot		Chevron B16	47:21.674	19	4 LAPS	87.51	2:21.142
30	30	INV White		Porsche 911 RSR	51:33.254	19	4 LAPS	80.39	2:33.302
31	144	HUL Christensen		Wolverine	51:40.466	18	5 LAPS	75.97	2:34.859
32	43	BAR Bruckner		Lotus 23B	53:51.866	18	5 LAPS	72.89	2:49.341

Cars 41 & 45 did not start.

Weather/Track: Sun/Dry

Silverstone

Circuit Length = 3.6400 miles.

Start: 19:20 End: 20:11

Steward:	Steward:	Steward:	Issued at:
----------	----------	----------	------------

FIA Masters Historic Sports Cars

RACE 11 - LAP ANALYSIS - Silverstone - 25-27 July 2014

1	Voyazides/Hadfield	Lola T70 Mk3B							
1 -	2:13.601	6 -	2:10.891	11 -	3:38.866	16 -	2:08.231	21 -	2:08.936
2 -	2:11.470	7 -	2:11.767	12 -	2:09.567	17 -	2:08.970	22 -	2:08.668
3 -	2:10.738	8 -	2:12.035	13 -	2:08.604	18 -	2:08.481	23 -	2:13.151
4 -	2:12.303	9 -	2:12.372	14 -	2:10.031	19 -	2:09.318		
5 -	2:11.983	10 -	2:12.231P	15 -	2:11.459	20 -	2:09.107		
2	Wills	McLaren M1C							
1 -	8:30.866	6 -	2:13.015	11 -	2:11.983	16 -	2:10.558		
2 -	2:12.326	7 -	2:11.119	12 -	2:13.732	17 -	2:12.266		
3 -	2:13.538	8 -	2:11.647	13 -	2:10.393	18 -	2:11.547		
4 -	2:14.907	9 -	2:09.800P	14 -	2:09.849	19 -	2:10.771		
5 -	2:15.040	10 -	3:31.948	15 -	2:09.598	20 -	2:11.657		
3	Wright/Wolfe	Lola T70 Mk3B							
1 -	2:20.622	6 -	2:14.860	11 -	3:37.173	16 -	2:10.414	21 -	2:09.976
2 -	2:16.889	7 -	2:16.255	12 -	2:09.515	17 -	2:10.491	22 -	2:11.932
3 -	2:15.585	8 -	2:15.866	13 -	2:14.107	18 -	2:10.588	23 -	2:11.107
4 -	2:15.952	9 -	2:14.444	14 -	2:10.719	19 -	2:10.068		
5 -	2:15.443	10 -	2:14.027P	15 -	2:09.782	20 -	2:11.285		
4	O'Connell	Chevron B19							
1 -	2:11.602	6 -	2:10.074						
2 -	2:09.978	7 -	2:09.612						
3 -	2:08.999								
4 -	2:08.942								
5 -	2:09.215								
5	Smith/Hoad	Lola T290							
1 -	2:39.056								
2 -	2:28.563								
3 -	2:23.016								
4 -	2:26.112								
7	Mahmoud	Lola T70 Mk3B							
1 -	2:27.466	6 -	2:20.607	11 -	4:04.427	16 -	2:21.055	21 -	2:22.265
2 -	2:19.664	7 -	2:20.201	12 -	2:27.958	17 -	2:20.468		
3 -	2:41.220	8 -	2:18.880	13 -	2:21.657	18 -	2:22.004		
4 -	2:22.161	9 -	2:18.117	14 -	2:18.940	19 -	2:20.743		
5 -	2:19.394	10 -	2:26.817P	15 -	2:20.845	20 -	2:20.067		

Weather/Track: Sun/Dry

www.mstworld.com

Page 1 of 8

Silverstone
Circuit Length = 3.6400 miles.
Start: 19:20 End: 20:11
Printed - 20:16 Saturday, 26 July 2014

FIA Masters Historic Sports Cars
RACE 11 - LAP ANALYSIS - Silverstone - 25-27 July 2014
 (contd.)

8	Meins/Lillingston-Price	Lola T70 Mk3B							
1 -	2:21.752	6 -	2:13.343	11 -	2:16.133P	16 -	2:16.890		
2 -	2:15.291	7 -	2:16.748	12 -	4:00.560	17 -	2:14.538		
3 -	2:14.989	8 -	2:13.872	13 -	2:15.609	18 -	2:18.123		
4 -	2:14.344	9 -	2:16.420	14 -	2:15.992	19 -	2:26.485		
5 -	2:13.847	10 -	2:14.337	15 -	2:16.728	20 -	2:32.979P		
14	Taylor/Wareing	McLaren M6B							
1 -	2:48.977	6 -	2:36.908	11 -	2:30.649	16 -	2:30.778		
2 -	2:33.924	7 -	2:38.909	12 -	2:35.778	17 -	2:23.880		
3 -	2:35.352	8 -	2:35.591	13 -	2:25.708	18 -	2:24.921		
4 -	2:33.966	9 -	2:44.468P	14 -	2:25.828	19 -	2:26.083		
5 -	2:35.273	10 -	4:23.982	15 -	2:25.532	20 -	2:25.424		
15	McIntyre	McLaren M1C							
1 -	2:19.249	6 -	2:14.929	11 -	2:18.677	16 -	2:15.802	21 -	2:14.955
2 -	2:16.259	7 -	2:17.374	12 -	2:15.839	17 -	2:13.886	22 -	2:14.736
3 -	2:17.279	8 -	2:17.554	13 -	2:16.546P	18 -	2:15.046	23 -	2:16.012
4 -	2:15.500	9 -	2:16.516	14 -	3:42.034	19 -	2:14.675		
5 -	2:14.752	10 -	2:14.906	15 -	2:15.446	20 -	2:15.890		
16	Jolly/Farthing	Cooper Monaco T61M							
1 -	2:59.756	6 -	2:22.480	11 -	3:48.240	16 -	2:22.025		
2 -	2:24.530	7 -	2:27.636	12 -	2:21.974	17 -	2:22.477		
3 -	2:25.368	8 -	2:20.160	13 -	2:21.775	18 -	2:22.412		
4 -	2:22.831	9 -	2:22.859	14 -	2:21.365	19 -	2:26.820		
5 -	2:23.438	10 -	2:23.538P	15 -	2:21.495	20 -	3:02.035P		
17	Carrington Yates	Chevron B16							
1 -	2:25.975	6 -	2:15.289	11 -	2:15.327	16 -	2:16.941	21 -	2:16.601
2 -	2:18.607	7 -	2:14.711	12 -	2:18.072	17 -	2:17.763	22 -	2:19.164
3 -	2:15.222	8 -	2:15.826	13 -	2:15.864	18 -	2:17.593		
4 -	2:16.229	9 -	2:14.258P	14 -	2:16.512	19 -	2:16.141		
5 -	2:15.748	10 -	3:47.106	15 -	2:15.454	20 -	2:16.206		
18	Knapfield/Campbell-Walter	Ferrari 512M							
1 -	2:17.530	6 -	2:19.082	11 -	2:11.409	16 -	2:10.620	21 -	2:11.435
2 -	2:13.046	7 -	2:22.574	12 -	2:10.474	17 -	2:12.322	22 -	2:13.465
3 -	2:35.188	8 -	2:20.182	13 -	2:10.582	18 -	2:12.815	23 -	2:12.283
4 -	2:19.363	9 -	2:24.123P	14 -	2:11.009	19 -	2:11.765		
5 -	2:16.248	10 -	3:48.196	15 -	2:09.856	20 -	2:12.507		

Weather/Track: Sun/Dry

FIA Masters Historic Sports Cars

RACE 11 - LAP ANALYSIS - Silverstone - 25-27 July 2014

(contd.)

21	Tandy	Lola T70 Mk3B							
1 -	2:18.690	6 -	2:13.011	11 -	2:12.597	16 -	2:13.881	21 -	2:12.225
2 -	2:14.740	7 -	2:13.742	12 -	2:12.756P	17 -	2:14.827	22 -	2:10.611
3 -	2:14.162	8 -	2:14.068	13 -	3:39.696	18 -	2:12.358	23 -	2:12.009
4 -	2:13.207	9 -	2:13.333	14 -	2:14.219	19 -	2:12.823		
5 -	2:13.450	10 -	2:15.266	15 -	2:13.058	20 -	2:12.588		
24	Newall	Chevron B8							
1 -	2:28.408	6 -	2:20.333	11 -	3:53.553	16 -	2:20.228	21 -	2:20.972
2 -	2:19.923	7 -	2:19.555	12 -	2:18.012	17 -	2:19.910	22 -	2:19.343
3 -	2:19.623	8 -	2:19.682	13 -	2:18.770	18 -	2:19.654		
4 -	2:19.784	9 -	2:24.065	14 -	2:19.243	19 -	2:19.328		
5 -	2:19.446	10 -	2:33.854P	15 -	2:19.527	20 -	2:19.141		
27	Sheldon	Chevron B16							
1 -	2:30.111	6 -	2:22.991	11 -	4:04.422	16 -	2:20.873	21 -	2:22.277
2 -	2:24.474	7 -	2:22.234	12 -	2:22.412	17 -	2:20.366	22 -	2:23.108
3 -	2:22.960	8 -	2:21.322	13 -	2:20.621	18 -	2:18.933		
4 -	2:22.551	9 -	2:20.247	14 -	2:19.267	19 -	2:20.949		
5 -	2:22.327	10 -	2:22.433P	15 -	2:22.917	20 -	2:20.348		
29	Ahlers/Bellinger	Cooper Monaco King Cobra							
1 -	2:34.896	6 -	2:28.631	11 -	2:21.264	16 -	2:20.746	21 -	2:18.610
2 -	2:26.603	7 -	2:35.115	12 -	2:19.565	17 -	2:19.053		
3 -	2:26.175	8 -	2:27.952	13 -	2:21.264	18 -	2:19.670		
4 -	2:29.851	9 -	2:25.575P	14 -	2:19.768	19 -	2:20.704		
5 -	2:29.504	10 -	3:50.178	15 -	2:22.934	20 -	2:18.550		
30	White	Porsche 911 RSR							
1 -	2:52.424	6 -	2:41.891	11 -	4:15.072	16 -	2:35.402		
2 -	2:37.487	7 -	2:37.550	12 -	2:36.543	17 -	2:34.937		
3 -	2:34.011	8 -	2:38.505	13 -	2:33.302	18 -	2:36.189		
4 -	2:35.194	9 -	2:37.313	14 -	2:37.355	19 -	2:34.832		
5 -	2:35.959	10 -	2:45.013P	15 -	2:34.275				
31	Bates	Porsche 911 RSR							
1 -	2:49.221	6 -	2:28.984	11 -	3:56.792	16 -	2:28.900		
2 -	2:30.343	7 -	2:32.239	12 -	2:28.579	17 -	2:28.238		
3 -	2:32.388	8 -	2:30.209	13 -	2:32.705	18 -	2:30.017		
4 -	2:29.472	9 -	2:31.039	14 -	2:29.632	19 -	2:27.223		
5 -	2:29.882	10 -	2:31.269P	15 -	2:31.304	20 -	2:28.310		

Weather/Track: Sun/Dry

www.mstworld.com

Page 3 of 8

Silverstone
Circuit Length = 3.6400 miles.
Start: 19:20 End: 20:11

Printed - 20:16 Saturday, 26 July 2014

FIA Masters Historic Sports Cars
RACE 11 - LAP ANALYSIS - Silverstone - 25-27 July 2014
 (contd.)

33	Bates	Porsche 911 RSR			
1 - 2:40.255	6 - 2:25.795	11 - 3:51.764	16 - 2:24.919	21 - 2:25.673	
2 - 2:27.746	7 - 2:26.031	12 - 2:25.419	17 - 2:26.160		
3 - 2:27.263	8 - 2:24.443	13 - 2:24.408	18 - 2:24.106		
4 - 2:26.369	9 - 2:26.160	14 - 2:24.749	19 - 2:25.325		
5 - 2:26.678	10 - 2:26.639P	15 - 2:24.579	20 - 2:28.201		
34	Midgley/Woodgate	Elva Mk7S			
1 - 2:57.088	6 - 4:35.823	11 - 2:30.083			
2 - 2:49.942P	7 - 2:30.866				
3 - X:00.000	8 - 2:29.932				
4 - 2:42.123	9 - 2:31.936				
5 - 2:44.066P	10 - 2:31.048				
43	Bruckner	Lotus 23B			
1 - 3:03.080	6 - 2:59.312	11 - 2:49.341	16 - 2:53.188		
2 - 2:52.500	7 - 2:57.275	12 - 2:50.364	17 - 2:51.001		
3 - 2:52.195	8 - 2:57.029	13 - 2:55.616	18 - 2:52.474		
4 - 2:58.305	9 - 3:00.505P	14 - 2:52.805			
5 - 2:54.124	10 - 4:18.447	15 - 2:54.305			
44	Hall/Padmore	Lola T212			
1 - 2:17.976	6 - 2:15.196	11 - 3:32.589	16 - 2:10.634	21 - 2:09.925	
2 - 2:16.092	7 - 2:16.651P	12 - 2:11.498	17 - 2:12.361	22 - 2:10.284	
3 - 2:17.503	8 - 2:51.861	13 - 2:10.005	18 - 2:11.414	23 - 2:10.604	
4 - 2:16.102	9 - 2:17.176	14 - 2:13.829	19 - 2:09.902		
5 - 2:15.833	10 - 2:14.239P	15 - 2:13.152	20 - 2:10.313		
50	Kjallgren/Littlejohn	Daren Mk2			
1 - 2:25.749	6 - 2:21.153	11 - 3:52.279	16 - 2:13.447	21 - 2:12.212	
2 - 2:24.177	7 - 2:22.430	12 - 2:14.045	17 - 2:12.327	22 - 2:11.851	
3 - 2:22.878	8 - 2:20.964	13 - 2:14.501	18 - 2:13.364		
4 - 2:21.428	9 - 2:20.856	14 - 2:14.020	19 - 2:12.538		
5 - 2:22.491	10 - 2:24.536P	15 - 2:12.628	20 - 2:13.596		
52	Oldershaw/Gathercole	Lola T212(R)			
1 - 2:15.599	6 - 2:12.280	11 - 2:12.004	16 - 2:11.585	21 - 2:11.890	
2 - 2:12.284	7 - 2:14.391	12 - 2:17.080P	17 - 2:11.194	22 - 2:11.289	
3 - 2:11.179	8 - 2:11.711	13 - 4:38.263	18 - 2:12.383	23 - 2:10.310	
4 - 2:11.803	9 - 2:12.531	14 - 2:12.187	19 - 2:10.711		
5 - 2:12.040	10 - 2:15.389	15 - 2:11.764	20 - 2:10.834		

Weather/Track: Sun/Dry

www.mstworld.com

Page 4 of 8

Silverstone
 Circuit Length = 3.6400 miles.
 Start: 19:20 End: 20:11

Printed - 20:16 Saturday, 26 July 2014

FIA Masters Historic Sports Cars
RACE 11 - LAP ANALYSIS - Silverstone - 25-27 July 2014
 (contd.)

58	Lynn	Lola T70 Mk3B			
1 -	2:21.286	6 -	2:14.300		
2 -	2:14.761	7 -	2:21.480P		
3 -	2:14.553				
4 -	2:13.764				
5 -	2:13.809				
61	Smyth	Lola T70 Mk3			
1 -	3:28.133				
2 -	3:02.036				
3 -	3:41.447P				
70	Summers	Ferrari 365 GTB/4			
1 -	2:46.488	6 -	2:31.589	11 -	4:01.610
2 -	2:32.091	7 -	2:32.546	12 -	2:33.729
3 -	2:34.869	8 -	2:34.090	13 -	2:33.181
4 -	2:32.273	9 -	2:31.372	14 -	2:37.823
5 -	2:31.636	10 -	2:32.400P	15 -	2:32.041
				16 -	2:36.591
				17 -	2:35.313
				18 -	2:32.676
				19 -	2:35.654
				20 -	2:32.809
72	Boot	Chevron B16			
1 -	2:38.622	6 -	2:29.083	11 -	3:48.135
2 -	2:29.239	7 -	2:25.503	12 -	2:22.867
3 -	2:29.276	8 -	2:22.411	13 -	2:21.214
4 -	2:25.872	9 -	2:26.088	14 -	2:21.142
5 -	2:25.377	10 -	2:24.275P	15 -	2:22.836
16 -	2:22.727				
17 -	2:21.527				
18 -	2:23.488				
19 -	2:21.992				
73	Martin	Dulon Dino LD10B			
1 -	2:51.552				
2 -	2:37.087				
3 -	2:34.754				
77	Davies/Harvey	Ford GT40			
1 -	2:37.470	6 -	2:30.238	11 -	3:52.787
2 -	2:40.155P	7 -	2:27.978	12 -	2:25.970
3 -	3:08.919	8 -	2:26.403	13 -	2:24.510
4 -	2:26.956	9 -	2:27.447	14 -	2:23.665
5 -	2:28.674	10 -	2:28.730P	15 -	2:24.528
				16 -	2:28.262
				17 -	2:25.165
				18 -	2:23.233
				19 -	2:26.716
				20 -	2:24.858
				21 -	2:27.670

Weather/Track: Sun/Dry

www.mstworld.com

Page 5 of 8

Silverstone
 Circuit Length = 3.6400 miles.
 Start: 19:20 End: 20:11

Printed - 20:16 Saturday, 26 July 2014

FIA Masters Historic Sports Cars
RACE 11 - LAP ANALYSIS - Silverstone - 25-27 July 2014
 (contd.)

81	Beighton/Finnemore	Lola Mk3B							
1 -	2:22.676	6 -	2:14.948	11 -	2:16.620P	16 -	2:15.752	21 -	2:14.604
2 -	2:15.514	7 -	2:16.538	12 -	3:46.482	17 -	2:15.472	22 -	2:17.614
3 -	2:15.522	8 -	2:19.271	13 -	2:18.011	18 -	2:16.849		
4 -	2:15.856	9 -	2:14.258	14 -	2:20.477	19 -	2:16.491		
5 -	2:15.282	10 -	2:15.022	15 -	2:15.914	20 -	2:14.268		
82	Dickson/Merry	Chevrolet Corvette							
1 -	2:40.138	6 -	2:28.237	11 -	4:08.972	16 -	2:33.208		
2 -	2:29.556	7 -	2:39.009	12 -	2:29.853	17 -	2:30.600		
3 -	2:26.862	8 -	2:28.760	13 -	2:28.949	18 -	2:31.011		
4 -	2:26.146	9 -	2:29.250	14 -	2:29.162	19 -	2:27.929		
5 -	2:26.332	10 -	2:32.160P	15 -	2:30.373	20 -	2:27.149		
84	Hardman/Fisken	McLaren M1C							
1 -	2:20.084	6 -	2:13.794	11 -	2:17.130				
2 -	2:14.511	7 -	2:15.315						
3 -	2:14.241	8 -	2:14.109						
4 -	2:13.373	9 -	2:18.749P						
5 -	2:17.020	10 -	3:42.359						
85	Ashworth	Chevron B16							
1 -	2:38.018	6 -	2:24.495	11 -	2:23.530	16 -	2:20.426	21 -	2:21.364
2 -	2:24.148	7 -	2:22.811	12 -	2:23.651P	17 -	2:20.934	22 -	2:21.932
3 -	2:23.743	8 -	2:22.466	13 -	3:47.439	18 -	2:20.218		
4 -	2:21.773	9 -	2:21.306	14 -	2:21.662	19 -	2:23.783		
5 -	2:21.093	10 -	2:20.990	15 -	2:24.296	20 -	2:21.043		
89	Benedini	Chevron B16							
1 -	2:26.831	6 -	2:18.005						
2 -	2:18.847	7 -	2:18.144						
3 -	2:16.461	8 -	2:20.684						
4 -	2:16.614	9 -	2:28.401P						
5 -	2:16.778								
96	Greensall/Beaumont	McLaren M1B							
1 -	2:24.575	6 -	2:15.799						
2 -	2:15.390	7 -	2:15.575						
3 -	2:14.901	8 -	2:17.845						
4 -	2:15.410	9 -	2:16.513						
5 -	2:15.452	10 -	2:19.231P						

Weather/Track: Sun/Dry

FIA Masters Historic Sports Cars
RACE 11 - LAP ANALYSIS - Silverstone - 25-27 July 2014
 (contd.)

117	Jones	Lola T70 Mk1 Spyder			
1 -	2:38.311	6 -	2:28.130		
2 -	2:29.087	7 -	3:25.064P		
3 -	2:26.437				
4 -	2:27.552				
5 -	2:27.428				
119	Schryver	Lotus 19(R)			
1 -	2:45.911	6 -	2:29.243	11 -	2:32.164
2 -	2:27.790	7 -	2:32.345	12 -	2:34.678P
3 -	2:27.534	8 -	2:30.773	13 -	4:07.358
4 -	2:30.589	9 -	2:31.635	14 -	2:29.050
5 -	2:30.351	10 -	2:31.679	15 -	3:30.398P
123	Cottingham	Ford GT40			
1 -	2:35.049	6 -	2:24.308	11 -	2:27.181P
2 -	2:24.592	7 -	2:23.799	12 -	3:53.654
3 -	2:23.738	8 -	2:23.902	13 -	2:22.880
4 -	2:23.500	9 -	2:23.504	14 -	2:23.168
5 -	2:24.501	10 -	2:22.562	15 -	2:21.605
				16 -	2:24.246
				17 -	2:24.153
				18 -	2:24.377
				19 -	2:23.220
				20 -	2:23.429
				21 -	2:25.438
133	Minshaw	Lola T70 Mk2 Spyder			
1 -	2:24.008	6 -	2:15.643	11 -	3:49.680
2 -	2:17.016	7 -	2:15.000	12 -	2:15.958
3 -	2:16.840	8 -	2:16.730	13 -	2:15.844
4 -	2:16.313	9 -	2:15.238	14 -	2:14.190
5 -	2:15.262	10 -	2:14.358P	15 -	2:12.840
				16 -	2:12.890
				17 -	2:12.971
				18 -	2:13.220
				19 -	2:12.097
				20 -	2:13.773
				21 -	2:12.483
				22 -	2:11.554
				23 -	2:11.876
137	Walker/Jordan	Ford GT40			
1 -	2:32.115	6 -	2:25.378	11 -	2:20.903
2 -	2:24.751	7 -	2:24.711	12 -	2:22.050
3 -	2:23.810	8 -	2:24.351	13 -	2:21.597
4 -	2:23.768	9 -	2:25.042P	14 -	2:21.827
5 -	2:23.395	10 -	4:01.854	15 -	2:21.783
				16 -	2:22.488
				17 -	2:23.174
				18 -	2:23.767
				19 -	2:22.247
				20 -	2:22.414
				21 -	2:21.618
142	Harris/Meaden	Lola T70 Mk3B			
1 -	2:14.308	6 -	2:10.561	11 -	2:15.882P
2 -	2:12.067	7 -	2:11.501	12 -	4:01.312
3 -	2:10.338	8 -	2:12.385	13 -	2:16.547
4 -	2:11.113	9 -	2:12.594	14 -	2:14.949
5 -	2:11.669	10 -	2:12.166	15 -	2:13.364
				16 -	2:13.999
				17 -	2:12.542
				18 -	2:13.557
				19 -	2:11.645
				20 -	2:10.758
				21 -	2:10.692
				22 -	2:10.166
				23 -	2:11.833

Weather/Track: Sun/Dry

www.mstworld.com

Page 7 of 8

Silverstone
 Circuit Length = 3.6400 miles.
 Start: 19:20 End: 20:11

Printed - 20:16 Saturday, 26 July 2014

FIA Masters Historic Sports Cars
RACE 11 - LAP ANALYSIS - Silverstone - 25-27 July 2014
 (contd.)

144	Christensen	Wolverine					
1 -	2:50.257	6 -	2:41.774	11 -	4:12.923	16 -	2:48.895
2 -	2:37.203	7 -	2:36.924	12 -	2:39.126	17 -	2:49.781
3 -	2:35.451	8 -	2:39.094	13 -	2:41.869	18 -	2:42.610
4 -	2:34.859	9 -	3:50.629	14 -	2:57.543		
5 -	2:35.794	10 -	2:52.390P	15 -	2:53.344		
161	Rea	Elva Mk7S					
1 -	3:07.656	6 -	3:05.982	11 -	4:11.538	16 -	3:16.266P
2 -	2:39.307	7 -	2:41.211	12 -	2:39.396		
3 -	2:36.889	8 -	2:46.179	13 -	3:08.514		
4 -	2:40.893	9 -	2:44.373	14 -	2:47.546		
5 -	2:45.936	10 -	2:48.170P	15 -	2:45.916		

FIA Masters Historic Sports Cars

RACE 11 - LAP CHART - Silverstone - 25-27 July 2014

Lap 1			Lap 2			Lap 3			Lap 4			Lap 5		
No	Behind	Laptime	No	Behind	Laptime	No	Behind	Laptime	No	Behind	Laptime	No	Behind	Laptime
4		2:11.602	4		2:09.978	4		2:08.999	4		2:08.942	4		2:09.215
1	1.999	2:13.601	1	3.491	2:11.470	1	5.230	2:10.738	43	1 LAP	2:52.195	77	1 LAP	2:26.956
142	2.706	2:14.308	142	4.795	2:12.067	142	6.134	2:10.338	142	8.305	2:11.113	142	10.759	2:11.669
52	3.997	2:15.599	52	6.303	2:12.284	52	8.483	2:11.179	1	8.591	2:12.303	1	11.359	2:11.983
18	5.928	2:17.530	18	8.996	2:13.046	21	17.013	2:14.162	52	11.344	2:11.803	52	14.169	2:12.040
44	6.374	2:17.976	21	11.850	2:14.740	84	18.257	2:14.241	21	21.278	2:13.207	161	1 LAP	2:40.893
21	7.088	2:18.690	44	12.488	2:16.092	58	20.021	2:14.553	84	22.688	2:13.373	21	25.513	2:13.450
15	7.647	2:19.249	84	13.015	2:14.511	44	20.992	2:17.503	58	24.843	2:13.764	58	29.437	2:13.809
84	8.482	2:20.084	15	13.928	2:16.259	8	21.453	2:14.989	8	26.855	2:14.344	84	30.493	2:17.020
3	9.020	2:20.622	58	14.467	2:14.761	15	22.208	2:17.279	44	28.152	2:16.102	8	31.487	2:13.847
58	9.684	2:21.286	8	15.463	2:15.291	3	22.517	2:15.585	15	28.766	2:15.500	15	34.303	2:14.752
8	10.150	2:21.752	3	15.931	2:16.889	81	23.133	2:15.522	3	29.527	2:15.952	44	34.770	2:15.833
81	11.074	2:22.676	81	16.610	2:15.514	96	24.287	2:14.901	81	30.047	2:15.856	3	35.755	2:15.443
133	12.406	2:24.008	96	18.385	2:15.390	133	27.285	2:16.840	96	30.755	2:15.410	81	36.114	2:15.282
96	12.973	2:24.575	133	19.444	2:17.016	17	29.225	2:15.222	133	34.656	2:16.313	96	36.992	2:15.452
50	14.147	2:25.749	17	23.002	2:18.607	89	31.560	2:16.461	17	36.512	2:16.229	133	40.703	2:15.262
17	14.373	2:25.975	89	24.098	2:18.847	18	35.185	2:35.188	89	39.232	2:16.614	17	43.045	2:15.748
89	15.229	2:26.831	7	25.550	2:19.664	24	37.375	2:19.623	18	45.606	2:19.363	89	46.795	2:16.778
7	15.864	2:27.466	24	26.751	2:19.923	50	42.225	2:22.878	24	48.217	2:19.784	18	52.639	2:16.248
24	16.806	2:28.408	50	28.346	2:24.177	27	46.966	2:22.960	50	54.711	2:21.428	43	1 LAP	2:58.305
27	18.509	2:30.111	27	33.005	2:24.474	137	50.097	2:23.810	27	1:00.575	2:22.551	24	58.448	2:19.446
137	20.513	2:32.115	137	35.286	2:24.751	123	52.800	2:23.738	137	1:04.923	2:23.768	50	1:07.987	2:22.491
29	23.294	2:34.896	123	38.061	2:24.592	85	55.330	2:23.743	123	1:07.358	2:23.500	27	1:13.687	2:22.327
123	23.447	2:35.049	29	39.919	2:26.603	29	57.095	2:26.175	85	1:08.161	2:21.773	137	1:19.103	2:23.395
77	25.868	2:37.470	85	40.586	2:24.148	7	57.771	2:41.220	7	1:10.990	2:22.161	85	1:20.039	2:21.093
85	26.416	2:38.018	117	45.818	2:29.087	5	1:00.056	2:23.016	5	1:17.226	2:26.112	7	1:21.169	2:19.394
117	26.709	2:38.311	5	46.039	2:28.563	117	1:03.256	2:26.437	29	1:18.004	2:29.851	123	1:22.644	2:24.501
72	27.020	2:38.622	72	46.281	2:29.239	33	1:04.685	2:27.263	117	1:21.866	2:27.552	29	1:38.293	2:29.504
5	27.454	2:39.056	33	46.421	2:27.746	82	1:05.977	2:26.862	33	1:22.112	2:26.369	33	1:39.575	2:26.678
82	28.536	2:40.138	82	48.114	2:29.556	72	1:06.558	2:29.276	82	1:23.181	2:26.146	72	1:39.650	2:25.377
33	28.653	2:40.255	119	52.121	2:27.790	119	1:10.656	2:27.534	72	1:23.488	2:25.872	117	1:40.079	2:27.428
119	34.309	2:45.911	77	56.045	2:40.155P	16	1:19.075	2:25.368	61	1 LAP	3:41.447P	82	1:40.298	2:26.332
70	34.886	2:46.488	70	56.999	2:32.091	31	1:21.373	2:32.388	119	1:32.303	2:30.589	16	1:47.187	2:23.438
14	37.375	2:48.977	31	57.984	2:30.343	70	1:22.869	2:34.869	16	1:32.964	2:22.831	119	1:53.439	2:30.351
31	37.619	2:49.221	14	1:01.321	2:33.924	14	1:27.674	2:35.352	31	1:41.903	2:29.472	31	2:02.570	2:29.882
144	38.655	2:50.257	16	1:02.706	2:24.530	144	1:32.332	2:35.451	70	1:46.200	2:32.273	2	2 LAPS	2:13.538
73	39.950	2:51.552	144	1:05.880	2:37.203	73	1:32.814	2:34.754	14	1:52.698	2:33.966	70	2:08.621	2:31.636
30	40.822	2:52.424	73	1:07.059	2:37.087	30	1:33.343	2:34.011	144	1:58.249	2:34.859			
34	45.486	2:57.088	30	1:08.331	2:37.487	161	1:53.273	2:36.889	30	1:59.595	2:35.194			
16	48.154	2:59.756	34	1:25.450	2:49.942P	77	1:55.965	3:08.919	2	2 LAPS	2:12.326			
43	51.478	3:03.080	161	1:25.383	2:39.307	2	2 LAPS	8:30.866						
161	56.054	3:07.656	43	1:34.000	2:52.500									
61	1:16.531	3:28.133	61	2:08.589	3:02.036									

Weather/Track: Sun/Dry

www.mstworld.com

Page 1 of 5

Silverstone
Circuit Length = 3.6400 miles.
Start: 19:20 End: 20:11

Printed - 20:15 Saturday, 26 July 2014

FIA Masters Historic Sports Cars
RACE 11 - LAP CHART - Silverstone - 25-27 July 2014
 (contd.)

Lap 6			Lap 7			Lap 8			Lap 9			Lap 10		
No	Behind	Laptime	No	Behind	Laptime	No	Behind	Laptime	No	Behind	Laptime	No	Behind	Laptime
4		2:10.074	4		2:09.612	142		2:12.385	142		2:12.594	142		2:12.166
14	1 LAP	2:35.273	119	1 LAP	2:29.243	1	0.846	2:12.035	1	0.624	2:12.372	1	0.689	2:12.231P
142	11.246	2:10.561	2	3 LAPS	2:14.907	82	1 LAP	2:39.009	52	7.282	2:12.531	16	1 LAP	2:22.859
1	12.176	2:10.891	31	1 LAP	2:28.984	43	2 LAPS	2:59.312	29	1 LAP	2:27.952	52	10.505	2:15.389
144	1 LAP	2:35.794	142	13.135	2:11.501	52	7.345	2:11.711	82	1 LAP	2:28.760	33	1 LAP	2:26.160
30	1 LAP	2:35.959	1	14.331	2:11.767	119	1 LAP	2:32.345	21	21.867	2:13.333	72	1 LAP	2:26.088
52	16.375	2:12.280	70	1 LAP	2:31.589	31	1 LAP	2:32.239	119	1 LAP	2:30.773	34	5 LAPS	2:44.066P
77	1 LAP	2:28.674	52	21.154	2:14.391	21	21.128	2:14.068	8	34.070	2:16.420	21	24.967	2:15.266
21	28.450	2:13.011	21	32.580	2:13.742	70	1 LAP	2:32.546	84	34.660	2:18.749P	29	1 LAP	2:25.575P
58	33.663	2:14.300	14	1 LAP	2:36.908	84	28.505	2:14.109	31	1 LAP	2:30.209	161	2 LAPS	2:46.179
84	34.213	2:13.794	84	39.916	2:15.315	8	30.244	2:13.872	3	39.380	2:14.444	82	1 LAP	2:29.250
8	34.756	2:13.343	8	41.892	2:16.748	3	37.530	2:15.866	15	42.876	2:16.516	8	36.241	2:14.337
15	39.158	2:14.929	77	1 LAP	2:30.238	15	38.954	2:17.554	81	43.329	2:14.258	3	41.241	2:14.027P
44	39.892	2:15.196	58	45.531	2:21.480P	96	41.005	2:17.845	17	45.329	2:14.258P	15	45.616	2:14.906
3	40.541	2:14.860	44	46.931	2:16.651P	81	41.665	2:19.271	96	44.924	2:16.513	81	46.185	2:15.022
81	40.988	2:14.948	15	46.920	2:17.374	133	42.870	2:16.730	133	45.514	2:15.238	133	47.706	2:14.358P
96	42.717	2:15.799	144	1 LAP	2:41.774	17	43.665	2:15.826	70	1 LAP	2:34.090	119	1 LAP	2:31.635
133	46.272	2:15.643	3	47.184	2:16.255	77	1 LAP	2:27.978	43	2 LAPS	2:57.275	96	51.989	2:19.231P
17	48.260	2:15.289	81	47.914	2:16.538	117	1 LAP	3:25.064P	77	1 LAP	2:26.403	31	1 LAP	2:31.039
161	1 LAP	2:45.936	30	1 LAP	2:41.891	14	1 LAP	2:38.909	14	1 LAP	2:35.591	70	1 LAP	2:31.372
89	54.726	2:18.005	96	48.680	2:15.575	144	1 LAP	2:36.924	89	1:14.229	2:28.401P	77	1 LAP	2:27.447
18	1:01.647	2:19.082	133	51.660	2:15.000	89	58.422	2:20.684	44	1:17.854	2:17.176	44	1:19.927	2:14.239P
24	1:08.707	2:20.333	17	53.359	2:14.711	30	1 LAP	2:37.550	18	1:20.800	2:24.123P	43	2 LAPS	2:57.029
50	1:19.066	2:21.153	89	1:03.258	2:18.144	18	1:09.271	2:20.182	24	1:24.283	2:24.065	14	1 LAP	2:44.468P
27	1:26.604	2:22.991	18	1:14.609	2:22.574	24	1:12.812	2:19.682	144	1 LAP	2:39.094	24	1:45.971	2:33.854P
7	1:31.702	2:20.607	24	1:18.650	2:19.555	44	1:13.272	2:51.861	30	1 LAP	2:38.505	50	1:47.960	2:24.536P
137	1:34.407	2:25.378	50	1:31.884	2:22.430	50	1:27.328	2:20.964	50	1:35.590	2:20.856	30	1 LAP	2:37.313
85	1:34.460	2:24.495	27	1:39.226	2:22.234	27	1:35.028	2:21.322	7	1:41.174	2:18.117	27	1:52.948	2:22.433P
123	1:36.878	2:24.308	34	4 LAPS	1:03.574	7	1:35.651	2:18.880	27	1:42.681	2:20.247	7	1:55.825	2:26.817P
43	1 LAP	2:54.124	7	1:42.291	2:20.201	85	1:44.605	2:22.466	85	1:53.317	2:21.306	85	2:02.141	2:20.990
33	1:55.296	2:25.795	85	1:47.659	2:22.811	137	1:48.337	2:24.351	137	2:00.785	2:25.042P	2	2 LAPS	2:11.647
29	1:56.850	2:28.631	161	1 LAP	3:05.982	123	1:49.447	2:23.902	123	2:00.357	2:23.504	84	2:04.853	3:42.359
117	1:58.135	2:28.130	137	1:49.506	2:24.711	34	4 LAPS	2:42.123	2	2 LAPS	2:11.119	123	2:10.753	2:22.562
82	1:58.461	2:28.237	123	1:51.065	2:23.799	161	1 LAP	2:41.211						
72	1:58.659	2:29.083	33	2:11.715	2:26.031	2	2 LAPS	2:13.015						
16	1:59.593	2:22.480	72	2:14.550	2:25.503	33	2:10.638	2:24.443						
			16	2:17.617	2:27.636	72	2:11.441	2:22.411						
			2	2 LAPS	2:15.040	16	2:12.257	2:20.160						
			29	2:22.353	2:35.115									

Weather/Track: Sun/Dry

www.mstworld.com

Page 2 of 5

Silverstone
 Circuit Length = 3.6400 miles.
 Start: 19:20 End: 20:11

Printed - 20:15 Saturday, 26 July 2014

FIA Masters Historic Sports Cars
RACE 11 - LAP CHART - Silverstone - 25-27 July 2014
 (contd.)

Lap 11			Lap 12			Lap 13			Lap 14			Lap 15		
No	Behind	Laptime	No	Behind	Laptime	No	Behind	Laptime	No	Behind	Laptime	No	Behind	Laptime
142		2:15.882P	52		2:17.080P	15		2:16.546P	1		2:10.031	1		2:11.459
17	1 LAP	3:47.106	21	10.731	2:12.756P	77	2 LAPS	3:52.787	144	3 LAPS	4:12.923	50	1 LAP	2:14.020
52	6.627	2:12.004	44	1 LAP	3:32.589	70	2 LAPS	4:01.610	50	1 LAP	2:14.501	31	2 LAPS	2:32.705
16	1 LAP	2:23.538P	34	6 LAPS	4:35.823	2	3 LAPS	3:31.948	161	3 LAPS	4:11.538	34	6 LAPS	2:31.936
72	1 LAP	2:24.275P	18	1 LAP	2:11.409	50	1 LAP	2:14.045	70	2 LAPS	2:33.729	77	2 LAPS	2:24.510
21	21.682	2:12.597	15	40.543	2:15.839	24	1 LAP	2:18.012	24	1 LAP	2:18.770	119	2 LAPS	4:07.358
33	1 LAP	2:26.639P	24	1 LAP	3:53.553	1	21.048	2:08.604	85	1 LAP	3:47.439	24	1 LAP	2:19.243
8	36.492	2:16.133P	50	1 LAP	3:52.279	27	1 LAP	2:22.412	27	1 LAP	2:20.621	144	3 LAPS	2:39.126
18	1 LAP	3:48.196	1	1:09.533	2:09.567	119	1 LAP	2:34.678P	21	36.478	2:14.219	161	3 LAPS	2:39.396
81	46.923	2:16.620P	119	1 LAP	2:32.164	7	1 LAP	2:27.958	142	40.933	2:14.949	70	2 LAPS	2:33.181
144	2 LAPS	3:50.629	144	2 LAPS	2:52.390P	21	53.338	3:39.696	7	1 LAP	2:21.657	21	38.077	2:13.058
15	48.411	2:18.677	161	2 LAPS	2:48.170P	123	1 LAP	3:53.654	3	44.998	2:10.719	85	1 LAP	2:21.662
82	1 LAP	2:32.160P	27	1 LAP	4:04.422	137	1 LAP	2:22.050	123	1 LAP	2:22.880	27	1 LAP	2:19.267
161	2 LAPS	2:44.373	7	1 LAP	4:04.427	142	57.063	2:16.547	137	1 LAP	2:21.597	142	42.838	2:13.364
119	1 LAP	2:31.679	14	2 LAPS	4:23.982	14	2 LAPS	2:30.649	16	1 LAP	2:21.775	3	43.321	2:09.782
31	1 LAP	2:31.269P	137	1 LAP	2:20.903	3	1:05.358	2:14.107	72	1 LAP	2:21.214	7	1 LAP	2:18.940
1	1:23.673	3:38.866	142	1:37.605	4:01.312	16	1 LAP	2:21.974	14	2 LAPS	2:35.778	137	1 LAP	2:21.827
70	1 LAP	2:32.400P	16	1 LAP	3:48.240	72	1 LAP	2:22.867	29	1 LAP	2:21.264	123	1 LAP	2:23.168
77	1 LAP	2:28.730P	72	1 LAP	3:48.135	30	2 LAPS	4:15.072	15	1:10.955	3:42.034	16	1 LAP	2:21.365
137	1 LAP	4:01.854	3	1:48.340	2:09.515	43	3 LAPS	4:18.447	33	1 LAP	2:24.408	72	1 LAP	2:21.142
2	2 LAPS	2:09.800P	33	1 LAP	3:51.764	33	1 LAP	2:25.419	133	1:15.621	2:14.190	15	1:14.942	2:15.446
29	1 LAP	3:50.178	29	1 LAP	2:21.264	29	1 LAP	2:19.565	8	1:16.778	2:15.992	133	1:17.002	2:12.840
3	2:02.532	3:37.173	85	2:09.733	2:23.651P	81	1:30.620	2:18.011	17	1:18.287	2:16.512	29	1 LAP	2:19.768
84	2:06.101	2:17.130	81	2:09.698	3:46.482	8	1:31.865	2:15.609	81	1:20.018	2:20.477	14	2 LAPS	2:25.708
85	2:09.789	2:23.530	8	2:13.345	4:00.560	133	1:32.510	2:15.844	44	1:20.091	2:13.829	44	1:21.784	2:13.152
43	2 LAPS	3:00.505P	133	2:13.755	2:15.958	17	1:32.854	2:15.864	30	2 LAPS	2:36.543	8	1:22.047	2:16.728
17	2:19.714	2:15.327	17	2:14.079	2:18.072	44	1:37.341	2:10.005	52	1:22.282	2:12.187	17	1:22.282	2:15.454
30	1 LAP	2:45.013P	44	2:24.425	2:11.498	52	1:41.174	4:38.263	18	1:32.547	2:11.009	52	1:22.587	2:11.764
133	2:21.504	3:49.680	82	1 LAP	4:08.972	18	1:52.617	2:10.582	43	3 LAPS	2:49.341	81	1:24.473	2:15.914
123	2:22.052	2:27.181P	18	2:39.124	2:10.474	82	1 LAP	2:29.853	2	2 LAPS	2:13.732	33	1 LAP	2:24.749
			31	1 LAP	3:56.792	31	1 LAP	2:28.579	82	1 LAP	2:28.949	18	1:30.944	2:09.856
			34	5 LAPS	2:30.866	34	5 LAPS	2:29.932				30	2 LAPS	2:33.302
						2	2 LAPS	2:11.983				2	2 LAPS	2:10.393
						77	1 LAP	2:25.970						

Weather/Track: Sun/Dry

www.mstworld.com

Silverstone
 Circuit Length = 3.6400 miles.
 Start: 19:20 End: 20:11

FIA Masters Historic Sports Cars
RACE 11 - LAP CHART - Silverstone - 25-27 July 2014
 (contd.)

Lap 16			Lap 17			Lap 18			Lap 19			Lap 20		
No	Behind	Laptime	No	Behind	Laptime	No	Behind	Laptime	No	Behind	Laptime	No	Behind	Laptime
1		2:08.231	1		2:08.970	1		2:08.481	1		2:09.318	1		2:09.107
43	4 LAPS	2:50.364	30	3 LAPS	2:37.355	50	1 LAP	2:12.327	33	2 LAPS	2:26.160	2	3 LAPS	2:12.266
50	1 LAP	2:12.628	50	1 LAP	2:13.447	30	3 LAPS	2:34.275	14	3 LAPS	2:30.778	70	3 LAPS	2:35.313
82	2 LAPS	2:29.162	82	2 LAPS	2:30.373	3	49.132	2:10.588	50	1 LAP	2:13.364	43	5 LAPS	2:54.305
77	2 LAPS	2:23.665	24	1 LAP	2:20.228	24	1 LAP	2:19.910	144	4 LAPS	2:53.344	33	2 LAPS	2:24.106
31	2 LAPS	2:29.632	77	2 LAPS	2:24.528	21	53.461	2:12.358	161	4 LAPS	2:45.916	14	3 LAPS	2:23.880
24	1 LAP	2:19.527	3	47.025	2:10.491	142	57.254	2:13.557	3	49.882	2:10.068	50	1 LAP	2:12.538
34	6 LAPS	2:31.048	31	2 LAPS	2:31.304	77	2 LAPS	2:28.262	30	3 LAPS	2:35.402	3	52.060	2:11.285
119	2 LAPS	2:29.050	21	49.584	2:14.827	82	2 LAPS	2:33.208	21	56.966	2:12.823	21	1:00.447	2:12.588
21	43.727	2:13.881	34	6 LAPS	2:30.083	31	2 LAPS	2:28.900	142	59.581	2:11.645	142	1:01.232	2:10.758
3	45.504	2:10.414	142	52.178	2:12.542	27	1 LAP	2:20.366	24	1 LAP	2:19.654	144	4 LAPS	2:48.895
142	48.606	2:13.999	43	4 LAPS	2:55.616	85	1 LAP	2:20.934	77	2 LAPS	2:25.165	24	1 LAP	2:19.328
27	1 LAP	2:22.917	85	1 LAP	2:20.426	7	1 LAP	2:20.468	82	2 LAPS	2:30.600	30	3 LAPS	2:34.937
85	1 LAP	2:24.296	27	1 LAP	2:20.873	133	1:30.401	2:13.220	31	2 LAPS	2:28.238	77	2 LAPS	2:23.233
70	2 LAPS	2:37.823	7	1 LAP	2:21.055	44	1:30.511	2:11.414	27	1 LAP	2:18.933	44	1:32.301	2:10.313
144	3 LAPS	2:41.869	70	2 LAPS	2:32.041	52	1:32.067	2:12.383	85	1 LAP	2:20.218	52	1:35.187	2:10.834
7	1 LAP	2:20.845	137	1 LAP	2:22.488	15	1:33.994	2:15.046	44	1:31.095	2:09.902	133	1:37.846	2:13.773
137	1 LAP	2:21.783	133	1:25.662	2:12.971	43	4 LAPS	2:52.805	133	1:33.180	2:12.097	27	1 LAP	2:20.949
123	1 LAP	2:21.605	123	1 LAP	2:24.246	137	1 LAP	2:23.174	52	1:33.460	2:10.711	161	4 LAPS	3:16.266P
16	1 LAP	2:21.495	15	1:27.429	2:13.886	18	1:41.019	2:12.815	7	1 LAP	2:22.004	85	1 LAP	2:23.783
133	1:21.661	2:12.890	44	1:27.578	2:12.361	123	1 LAP	2:24.153	15	1:39.351	2:14.675	15	1:46.134	2:15.890
15	1:22.513	2:15.802	52	1:28.165	2:11.194	8	1:45.916	2:18.123	18	1:43.466	2:11.765	82	2 LAPS	2:31.011
44	1:24.187	2:10.634	16	1 LAP	2:22.025	81	1:46.864	2:16.849	137	1 LAP	2:23.767	18	1:46.866	2:12.507
72	1 LAP	2:22.836	8	1:36.274	2:14.538	16	1 LAP	2:22.477	81	1:54.037	2:16.491	31	2 LAPS	2:30.017
52	1:25.941	2:11.585	18	1:36.685	2:12.322	17	1:48.897	2:17.593	17	1:55.720	2:16.141	7	1 LAP	2:20.743
161	3 LAPS	3:08.514	81	1:38.496	2:15.472	70	2 LAPS	2:36.591	123	1 LAP	2:24.377	81	1:59.198	2:14.268
8	1:30.706	2:16.890	72	1 LAP	2:22.727	72	1 LAP	2:21.527	16	1 LAP	2:22.412	17	2:02.819	2:16.206
17	1:30.992	2:16.941	17	1:39.785	2:17.763	29	1 LAP	2:19.053	8	2:03.083	2:26.485	137	1 LAP	2:22.247
81	1:31.994	2:15.752	29	1 LAP	2:20.746	2	2 LAPS	2:10.558	29	1 LAP	2:19.670			
29	1 LAP	2:22.934	144	3 LAPS	2:57.543				72	1 LAP	2:23.488			
18	1:33.333	2:10.620	14	2 LAPS	2:25.532									
14	2 LAPS	2:25.828	119	2 LAPS	3:30.398P									
33	1 LAP	2:24.579	33	1 LAP	2:24.919									
2	2 LAPS	2:09.849	2	2 LAPS	2:09.598									
			161	3 LAPS	2:47.546									

Weather/Track: Sun/Dry

www.mstworld.com

Silverstone
 Circuit Length = 3.6400 miles.
 Start: 19:20 End: 20:11

FIA Masters Historic Sports Cars
RACE 11 - LAP CHART - Silverstone - 25-27 July 2014
 (contd.)

Lap 21			Lap 22			Lap 23			Lap 24			Lap 25		
No	Behind	Laptime	No	Behind	Laptime	No	Behind	Laptime	No	Behind	Laptime	No	Behind	Laptime
1		2:08.936	1		2:08.668	1		2:13.151						
123	2 LAPS	2:23.220	17	1 LAP	2:16.601	30	4 LAPS	2:34.832						
2	3 LAPS	2:11.547	2	3 LAPS	2:10.771	81	1 LAP	2:17.614						
29	2 LAPS	2:20.704	137	2 LAPS	2:22.414	7	2 LAPS	2:22.265						
16	2 LAPS	2:26.820	123	2 LAPS	2:23.429	2	3 LAPS	2:11.657						
72	2 LAPS	2:21.992	29	2 LAPS	2:18.550	144	5 LAPS	2:42.610						
8	1 LAP	2:32.979P	50	1 LAP	2:12.212	17	1 LAP	2:19.164						
50	1 LAP	2:13.596	3	56.364	2:11.932	82	3 LAPS	2:27.149						
70	3 LAPS	2:32.676	14	3 LAPS	2:26.083	31	3 LAPS	2:28.310						
33	2 LAPS	2:25.325	33	2 LAPS	2:28.201	137	2 LAPS	2:21.618						
14	3 LAPS	2:24.921	70	3 LAPS	2:35.654	29	2 LAPS	2:18.610						
3	53.100	2:09.976	16	2 LAPS	3:02.035P	123	2 LAPS	2:25.438						
43	5 LAPS	2:53.188	142	1:04.486	2:10.166	50	1 LAP	2:11.851						
142	1:02.988	2:10.692	21	1:05.679	2:10.611	3	54.320	2:11.107						
21	1:03.736	2:12.225	24	1 LAP	2:20.972	142	1:03.168	2:11.833						
24	1 LAP	2:19.141	44	1:34.906	2:10.284	21	1:04.537	2:12.009						
44	1:33.290	2:09.925	43	5 LAPS	2:51.001	14	3 LAPS	2:25.424						
52	1:38.141	2:11.890	52	1:40.762	2:11.289	33	2 LAPS	2:25.673						
133	1:41.393	2:12.483	133	1:44.279	2:11.554	70	3 LAPS	2:32.809						
77	2 LAPS	2:26.716	18	1:54.162	2:13.465	44	1:32.359	2:10.604						
144	4 LAPS	2:49.781	15	1:58.221	2:14.736	52	1:37.921	2:10.310						
30	3 LAPS	2:36.189	77	2 LAPS	2:24.858	24	1 LAP	2:19.343						
18	1:49.365	2:11.435	27	1 LAP	2:22.277	133	1:43.004	2:11.876						
27	1 LAP	2:20.348	85	1 LAP	2:21.364	18	1:53.294	2:12.283						
15	1:52.153	2:14.955				15	2:01.082	2:16.012						
85	1 LAP	2:21.043				27	1 LAP	2:23.108						
7	1 LAP	2:20.067				77	2 LAPS	2:27.670						
81	2:04.866	2:14.604				85	1 LAP	2:21.932						
82	2 LAPS	2:27.929				43	5 LAPS	2:52.474						
31	2 LAPS	2:27.223												

Weather/Track: Sun/Dry

Silverstone
 Circuit Length = 3.6400 miles.
 Start: 19:20 End: 20:11



FIA Masters Historic Sports Cars

RACE 11 - CLASSIFICATION - Silverstone - 25-27 July 2014 (continued)

NOT CLASSIFIED

161	BAR Rea	Elva Mk7S	46:45.772	16	D.N.F.	74.61	2:36.889
119	HUL Schryver	Lotus 19(R)	40:31.498	15	D.N.F.	80.71	2:27.534
84	ROD Hardman / Fiske	McLaren M1C	26:20.685	11	D.N.F.	91.00	2:13.373
34	BAR Midgley / Woodgate	Elva Mk7S	39:26.481	11	D.N.F.	60.78	2:29.932
96	HUL Greensall / Beaumont	McLaren M1B	22:50.691	10	D.N.F.	95.38	2:14.901
89	SIF Benedini	Chevron B16	21:00.765	9	D.N.F.	93.30	2:16.461
4	MAR O'Connell	Chevron B19	15:08.422	7	D.N.F.	100.64	2:08.942
58	ROD Lynn	Lola T70 Mk3B	15:53.953	7	D.N.F.	95.83	2:13.764
117	HUL Jones	Lola T70 Mk1 Spyder	18:22.009	7	D.N.F.	82.96	2:26.437
5	MAR Smith / Hoad	Lola T290	9:56.747	4	D.N.F.	87.33	2:23.016
73	MAR Martin	Dulon Dino LD10B	8:03.393	3	D.N.F.	80.70	2:34.754
61	ROD Smyth	Lola T70 Mk3	10:11.616	3	D.N.F.	63.78	3:02.036

FASTEST LAP

1	ROD Voyazides / Hadfield	Lola T70 Mk3B	2:08.231	16	164.45kph	102.19kph
4	MAR O'Connell	Chevron B19	2:08.942	4	163.55kph	101.62kph
2	INV Wills	McLaren M1C	2:09.598	15	162.72kph	101.11kph
133	HUL Minshaw	Lola T70 Mk2 Spyder	2:11.554	22	160.30kph	99.60kph
50	BON Kjallgren / Littlejohn	Daren Mk2	2:11.851	22	159.94kph	99.38kph
17	SIF Carrington Yates	Chevron B16	2:14.711	7	156.54kph	97.27kph
33	PES Bates	Porsche 911 RSR	2:24.106	18	146.34kph	90.93kph
34	BAR Midgley / Woodgate	Elva Mk7S	2:29.932	8	140.65kph	87.40kph

Cars 41 & 45 did not start.

Weather/Track: Sun/Dry

Silverstone

Circuit Length = 3.6400 miles.

Start: 19:20 End: 20:11

Race Director:	Steward:	Timekeeper:	Issued at:
----------------	----------	-------------	------------

Group C Endurance

RACE 12 - QUALIFYING - Silverstone - 25-27 July 2014

POS	NO	CL	DRIVER(S)	CAR	TIME	LAPS	GAP	MPH
1	31	1	Berridge/Evans	Mercedes C11	1:49.257	9		119.93
2	27	1	Tandy	Nissan R90	1:52.686	12	3.429	116.28
3	25	1	Kubota/Folch	Nissan R90CK	1:53.390	10	4.133	115.56
4	2	1	Lynn	Mercedes C11	1:56.663	12	7.406	112.32
5	29	3	Lyons/Lyons	Gebhardt C91	1:57.322	12	8.065	111.69
6	15	1	Watt	Spice SE89	1:57.384	12	8.127	111.63
7	111	2	Donovan	Spice SE88	1:57.608	11	8.351	111.42
8	4	1	D'Ansembourg/Law	Jaguar XJR8	1:58.825	14	9.568	110.28
9	170	2	Scott	Spice SE86	1:59.055	11	9.798	110.06
10	3	3	Eyre	Jaguar XJR16	2:00.559	12	11.302	108.69
11	8	3	Evans	Jaguar XJR14	2:01.431	13	12.174	107.91
12	21	1	Stubber	Lola T711	2:01.661	8	12.404	107.70
13	60	1	Rickenbacher	Cheetah	2:01.970	12	12.713	107.43
14	6	1	Clevely	Lancia LC2	2:02.327	12	13.070	107.12
15	71	1	Kjallgren	Courage C26S	2:04.659	11	15.402	105.11
16	14	1	Dreelan	Porsche 962	2:05.439	10	16.182	104.46
17	33	1	Lindberg	Porsche 962	2:05.685	14	16.428	104.26
18	72	3	Garrod	Intrepid RM1	2:09.095	13	19.838	101.50
19	106	2	Couper	Tiga GC288	2:11.638	9	22.381	99.54
20	112	2	Fay	Tiga GC287	2:25.222	5	35.965	90.23

*Cars 4, 71 require working transponders - Regulation Q.12.2.1 refers, a 30 second penalty penalty will be applied if not working in the race. Weather/Track: Sun/Dry
These results are provisional until the conclusion of any judicial and technical matters.

Silverstone
Circuit Length = 3.6400 miles.
Start: 19:00 End: 19:30

Clerk of the Course:		Timekeeper:
----------------------	--	-------------

Group C Endurance

RACE 12 - QUALIFYING LAP ANALYSIS - Silverstone - 25-27 July 2014

2	Lynn	Mercedes C11
1 - X:00.000	6 - 2:49.616P	11 - 1:56.663
2 - 2:16.086	7 - 5:05.959	12 - 1:58.220
3 - 2:04.375	8 - 1:58.760	
4 - 1:58.632	9 - 1:57.434	
5 - 2:00.739	10 - 2:05.081	
3	Eyre	Jaguar XJR16
1 - X:00.000	6 - 5:10.873	11 - 2:00.559
2 - 2:06.585	7 - 2:02.205	12 - 2:38.762P
3 - 2:02.946	8 - 2:34.019	
4 - 2:03.700	9 - 2:01.365	
5 - 2:28.985P	10 - 2:19.022	
4	D'Ansembourg/Law	Jaguar XJR8
1 - X:00.000	6 - 2:02.649	11 - 2:02.749
2 - 2:08.399	7 - 2:00.950	12 - 2:01.044
3 - 2:17.128	8 - 2:13.412P	13 - 1:58.825
4 - 2:01.511	9 - 3:15.885	14 - 1:59.758
5 - 2:03.626	10 - 2:03.023	
6	Clevely	Lancia LC2
1 - X:00.000	6 - 2:15.329P	11 - 2:05.701
2 - 2:15.711	7 - 6:11.053	12 - 2:02.327
3 - 2:09.416	8 - 2:11.364	
4 - 2:06.627	9 - 2:03.973	
5 - 2:05.178	10 - 2:02.559	
8	Evans	Jaguar XJR14
1 - X:00.000	6 - 2:06.847	11 - 2:02.196
2 - 2:20.948	7 - 2:03.049	12 - 2:04.039
3 - 2:11.938	8 - 2:28.874P	13 - 2:01.431
4 - 2:08.642	9 - 4:19.997	
5 - 2:07.559	10 - 2:04.505	
14	Dreelan	Porsche 962
1 - X:00.000	6 - 2:28.695P	
2 - 2:07.193	7 - 6:20.848	
3 - 2:07.147	8 - 2:06.301	
4 - 2:05.439	9 - 2:06.087	
5 - 2:05.725	10 - 2:29.844P	

*Cars 4, 71 require working transponders - Regulation Q.12.2.1 refers, a 30 second penalty penalty will be applied if not working in the race. Weather/Track: Sun/Dry

Silverstone
Circuit Length = 3.6400 miles.
Start: 19:00 End: 19:30

Group C Endurance

RACE 12 - QUALIFYING LAP ANALYSIS - Silverstone - 25-27 July 2014

(contd.)

15	Watt	Spice SE89		
1 -	X:00.000	6 -	1:59.233	11 - 1:57.384
2 -	3:46.479P	7 -	1:59.767	12 - 1:58.752
3 -	5:52.956	8 -	2:01.128	
4 -	2:01.979	9 -	1:58.953	
5 -	1:59.996	10 -	1:58.881	
21	Stubber	Lola T711		
1 -	X:00.000	6 -	8:20.735	
2 -	2:07.692	7 -	2:07.031	
3 -	2:01.661	8 -	2:47.450P	
4 -	2:02.682			
5 -	2:12.578P			
25	Kubota/Folch	Nissan R90CK		
1 -	X:00.000	6 -	1:54.419	
2 -	1:56.979	7 -	1:57.481	
3 -	1:56.900	8 -	1:53.808	
4 -	2:04.239P	9 -	1:53.390	
5 -	5:09.046	10 -	2:06.473P	
27	Tandy	Nissan R90		
1 -	X:00.000	6 -	1:58.288	11 - 1:53.489
2 -	2:03.062	7 -	2:03.813P	12 - 2:18.783P
3 -	1:58.434	8 -	4:00.839	
4 -	1:57.581	9 -	1:56.802	
5 -	1:56.981	10 -	1:52.686	
29	Lyons/Lyons	Gebhardt C91		
1 -	X:00.000	6 -	4:22.689	11 - 1:58.476
2 -	2:19.048	7 -	1:59.816	12 - 1:57.379
3 -	2:14.638	8 -	1:59.269	
4 -	2:16.999	9 -	1:57.322	
5 -	2:16.077P	10 -	2:04.065	
31	Berridge/Evans	Mercedes C11		
1 -	X:00.000	6 -	1:50.507	
2 -	1:49.995	7 -	2:16.613	
3 -	2:26.266	8 -	1:49.831	
4 -	1:49.257	9 -	2:34.733P	
5 -	1:50.329			

*Cars 4, 71 require working transponders - Regulation Q.12.2.1 refers, a 30 second penalty penalty will be applied if not working in the race. Weather/Track: Sun/Dry

Silverstone
Circuit Length = 3.6400 miles.
Start: 19:00 End: 19:30

Group C Endurance

RACE 12 - QUALIFYING LAP ANALYSIS - Silverstone - 25-27 July 2014

(contd.)

33	Lindberg	Porsche 962
1 - X:00.000	6 - 2:07.502	11 - 2:05.790
2 - 2:13.965	7 - 2:05.822	12 - 2:05.685
3 - 2:10.347	8 - 2:06.479	13 - 2:07.343
4 - 2:06.166	9 - 2:06.355	14 - 2:07.057
5 - 2:08.011	10 - 2:07.114	
60	Rickenbacher	Cheetah
1 - X:00.000	6 - 2:02.953	11 - 2:24.708
2 - 2:11.999	7 - 2:01.970	12 - 2:04.060
3 - 2:08.217	8 - 2:26.229P	
4 - 2:04.175	9 - 5:23.306	
5 - 2:06.976	10 - 2:05.527	
71	Kjallgren	Courage C26S
1 - X:00.000	6 - 2:07.760	11 - 2:16.735P
2 - 2:23.301	7 - 2:16.136P	
3 - 2:12.154	8 - 4:17.587	
4 - 2:13.138	9 - 2:04.659	
5 - 2:09.365	10 - 2:04.763	
72	Garrod	Intrepid RM1
1 - X:00.000	6 - 2:11.663	11 - 3:56.555
2 - 2:15.797	7 - 2:12.528	12 - 2:13.852
3 - 2:13.248	8 - 2:09.095	13 - 2:22.732P
4 - 2:12.503	9 - 2:11.480	
5 - 2:11.915	10 - 2:19.164P	
106	Couper	Tiga GC288
1 - X:00.000	6 - 3:30.579	
2 - 2:23.499	7 - 2:12.414	
3 - 2:16.520	8 - 2:11.954	
4 - 2:14.087	9 - 2:11.638	
5 - 2:20.941P		
111	Donovan	Spice SE88
1 - X:00.000	6 - 2:18.235P	11 - 2:11.669P
2 - 1:58.634	7 - 5:42.321	
3 - 1:58.205	8 - 1:59.200	
4 - 1:59.391	9 - 1:57.608	
5 - 1:58.795	10 - 2:10.764	

*Cars 4, 71 require working transponders - Regulation Q.12.2.1 refers, a 30 second penalty penalty will be applied if not working in the race. Weather/Track: Sun/Dry

Silverstone
Circuit Length = 3.6400 miles.
Start: 19:00 End: 19:30

Group C Endurance

RACE 12 - QUALIFYING LAP ANALYSIS - Silverstone - 25-27 July 2014


(contd.)

112	Fay	Tiga GC287
1 -	X:00.000	
2 -	2:40.918	
3 -	2:28.912	
4 -	2:25.222	
5 -	2:27.974	
170	Scott	Spice SE86
1 -	X:00.000	6 - 2:20.794P 11 - 2:13.479P
2 -	2:07.006	7 - 6:05.743
3 -	2:01.392	8 - 1:59.055
4 -	2:22.162	9 - 2:19.846
5 -	1:59.262	10 - 2:22.326

*Cars 4, 71 require working transponders - Regulation Q.12.2.1 refers, a 30 second penalty penalty will be applied if not working in the race. Weather/Track: Sun/Dry

Group C Endurance

RACE 12 - GRID - Silverstone - 25-27 July 2014

ROW 10	106	COUPER	112	FAY
ROW 9	33	LINDBERG	72	GARROD
ROW 8	71	KJALLGREN	14	DREELAN
ROW 7	60	RICKENBACHER	6	CLEVELY
ROW 6	8	EVANS	21	STUBBER
ROW 5	170	SCOTT	3	EYRE
ROW 4	111	DONOVAN	4	D'ANSEMBOURG
ROW 3	29	LYONS	15	WATT
ROW 2	25	KUBOTA	2	LYNN
ROW 1	31	BERRIDGE	27	TANDY
POLE				
				


Weather/Track: Sun/Dry

Silverstone
Circuit Length = 3.6400 miles.

Clerk of the Course:		Timekeeper:
----------------------	--	-------------

Group C Endurance

RACE 18 - GRID - Silverstone - 25-27 July 2014

ROW 9	106	COUPER	112	FAY
ROW 8	33	LINDBERG	72	GARROD
ROW 7	71	KJALLGREN	14	DREELAN
ROW 6	60	RICKENBACHER	6	CLEVELY
ROW 5	3	EYRE	21	STUBBER
ROW 4	4	LAW	170	SCOTT
ROW 3	15	WATT	111	DONOVAN
ROW 2	25	KUBOTA	29	LYONS
ROW 1	31	BERRIDGE	27	TANDY
POLE				
				

Silverstone
Circuit Length = 3.6400 miles.

Clerk of the Course:

Timekeeper:

Group C Endurance

RACE 12 - CLASSIFICATION - Silverstone - 25-27 July 2014

POS	NO	CL	DRIVER	NAT	CAR	TIME	LAPS	GAP	MPH	BEST
1	31	1	Bob BERRIDGE	GBR	Mercedes C11	30:24.405	16		114.75	1:50.735
2	25	1	Katsu KUBOTA	JPN	Nissan R90CK	30:49.471	16	25.066	113.20	1:53.959
3	111	2	Mike DONOVAN	GBR	Spice SE88	31:45.338	16	1:20.933	109.88	1:57.321
4	27	3	Steve TANDY	GBR	Nissan R90	31:45.518	16	1:21.113	109.87	1:54.543
5	15	1	Adrian WATT	GBR	Spice SE89	31:53.875	16	1:29.470	109.39	1:57.156
6	2	1	Shaun LYNN	GBR	Mercedes C11	32:11.236	16	1:46.831	108.40	1:55.771
7	8	3	Gareth EVANS	GBR	Jaguar XJR14	32:15.168	16	1:50.763	108.18	1:59.115
8	170	2	Aaron SCOTT	GBR	Spice SE86	30:36.418	15	1 LAP	106.87	2:00.659
9	4	1	C D'ANSEMBOURG	BEL	Jaguar XJR8	30:41.450	15	1 LAP	106.57	1:59.611
10	6	1	Rupert CLEVELY	GBR	Lancia LC2	30:57.657	15	1 LAP	105.64	2:01.087
11	60	1	Eric RICKENBACHER	CHE	Cheetah	31:08.720	15	1 LAP	105.02	2:00.938
12	14	1	Tommy DREELAN	GBR	Porsche 962	31:53.595	15	1 LAP	102.56	2:04.373
13	33	1	Henrik LINDBERG	DNK	Porsche 962	32:09.839	15	1 LAP	101.69	2:07.093
14	71	1	Georg KJALLGREN	SWE	Courage C26S	32:19.819	15	1 LAP	101.17	2:06.068
15	106	2	Scott COUPER	GBR	Tiga GC288	32:10.533	14	2 LAPS	94.87	2:13.853
16	112	2	Jonathan FAY	GBR	Tiga GC287	31:23.112	13	3 LAPS	90.30	2:21.824
17	29	3	Michael LYONS	GBR	Gebhardt C91	23:35.325	12	4 LAPS	110.89	1:56.883

NOT CLASSIFIED

3	3	Richard EYRE	GBR	Jaguar XJR16	18:11.224	7	D.N.F.	83.78	1:59.573
72	3	Peter GARROD	GBR	Intrepid RM1	7:40.350	3	D.N.F.	84.74	2:22.118
21	1	Paul STUBBER	AUS	Lola T711	16:18.565	2	D.N.F.	26.47	

FASTEST LAP

31	1	Bob BERRIDGE		Mercedes C11	1:50.735	7	118.33mph	190.44kph
27	3	Steve TANDY		Nissan R90	1:54.543	10	114.40mph	184.11kph
111	2	Mike DONOVAN		Spice SE88	1:57.321	10	111.69mph	179.75kph

Weather/Track: Sun/Dry

These results are provisional until the conclusion of any judicial and technical matters.

Silverstone
Circuit Length = 3.6400 miles.
Start: 20:33 End: 21:03

Clerk of the Course:		Timekeeper:
----------------------	--	-------------

Group C Endurance

RACE 12 - CLASSIFICATION BY CLASS - CLASS 1 - Silverstone - 25-27 July 2014

POS	NO	CL	DRIVER	NAT	CAR	TIME	LAPS	GAP	MPH	BEST
1	31	1	Bob BERRIDGE	GBR	Mercedes C11	30:24.405	16		114.75	1:50.735
2	25	1	Katsu KUBOTA	JPN	Nissan R90CK	30:49.471	16	25.066	113.20	1:53.959
3	15	1	Adrian WATT	GBR	Spice SE89	31:53.875	16	1:29.470	109.39	1:57.156
4	2	1	Shaun LYNN	GBR	Mercedes C11	32:11.236	16	1:46.831	108.40	1:55.771
5	4	1	C D'ANSEBOURG	BEL	Jaguar XJR8	30:41.450	15	1 LAP	106.57	1:59.611
6	6	1	Rupert CLEVELY	GBR	Lancia LC2	30:57.657	15	1 LAP	105.64	2:01.087
7	60	1	Eric RICKENBACHER	CHE	Cheetah	31:08.720	15	1 LAP	105.02	2:00.938
8	14	1	Tommy DREELAN	GBR	Porsche 962	31:53.595	15	1 LAP	102.56	2:04.373
9	33	1	Henrik LINDBERG	DNK	Porsche 962	32:09.839	15	1 LAP	101.69	2:07.093
10	71	1	Georg KJALLGREN	SWE	Courage C26S	32:19.819	15	1 LAP	101.17	2:06.068
NOT CLASSIFIED										
21	1	Paul STUBBER	AUS	Lola T711	16:18.565	2	D.N.F.	26.47		
FASTEST LAP										
31	1	Bob BERRIDGE		Mercedes C11	1:50.735	7	118.33mph	190.44kph		

Weather/Track: Sun/Dry

These results are provisional until the conclusion of any judicial and technical matters.

Silverstone
Circuit Length = 3.6400 miles.
Start: 20:33 End: 21:03

Clerk of the Course:		Timekeeper:
----------------------	--	-------------

Group C Endurance

RACE 12 - CLASSIFICATION BY CLASS - CLASS 2 - Silverstone - 25-27 July 2014

(contd.)

POS	NO	CL	DRIVER	NAT	CAR	TIME	LAPS	GAP	MPH	BEST
1	111	2	Mike DONOVAN	GBR	Spice SE88	31:45.338	16		109.88	1:57.321
2	170	2	Aaron SCOTT	GBR	Spice SE86	30:36.418	15	1 LAP	106.87	2:00.659
3	106	2	Scott COUPER	GBR	Tiga GC288	32:10.533	14	2 LAPS	94.87	2:13.853
4	112	2	Jonathan FAY	GBR	Tiga GC287	31:23.112	13	3 LAPS	90.30	2:21.824

NOT CLASSIFIED

FASTEST LAP

111	2	Mike DONOVAN	Spice SE88	1:57.321	10	111.69mph	179.75kph
-----	---	--------------	------------	----------	----	-----------	-----------

Weather/Track: Sun/Dry

These results are provisional until the conclusion of any judicial and technical matters.

Silverstone
Circuit Length = 3.6400 miles.
Start: 20:33 End: 21:03

Clerk of the Course:

Timekeeper:

Group C Endurance

RACE 12 - CLASSIFICATION BY CLASS - CLASS 3 - Silverstone - 25-27 July 2014

(contd.)

POS	NO	CL	DRIVER	NAT	CAR	TIME	LAPS	GAP	MPH	BEST
1	27	3	Steve TANDY	GBR	Nissan R90	31:45.518	16		109.87	1:54.543
2	8	3	Gareth EVANS	GBR	Jaguar XJR14	32:15.168	16	29.650	108.18	1:59.115
3	29	3	Michael LYONS	GBR	Gebhardt C91	23:35.325	12	4 LAPS	110.89	1:56.883
NOT CLASSIFIED										
3	3		Richard EYRE	GBR	Jaguar XJR16	18:11.224	7	D.N.F.	83.78	1:59.573
72	3		Peter GARROD	GBR	Intrepid RM1	7:40.350	3	D.N.F.	84.74	2:22.118
FASTEST LAP										
27	3		Steve TANDY		Nissan R90	1:54.543	10	114.40mph		184.11kph

Weather/Track: Sun/Dry

These results are provisional until the conclusion of any judicial and technical matters.

Silverstone
Circuit Length = 3.6400 miles.
Start: 20:33 End: 21:03

Clerk of the Course:

Timekeeper:

Group C Endurance

RACE 12 - LAP ANALYSIS - Silverstone - 25-27 July 2014

2	Shaun LYNN	GBR	Mercedes C11
1 - 2:06.608	6 - 1:57.225	11 - 2:03.299	16 - 2:02.980
2 - 1:58.042	7 - 2:05.708	12 - 2:01.556	
3 - 1:56.759	8 - 1:58.726	13 - 1:59.759	
4 - 1:55.771	9 - 1:57.753	14 - 2:05.217	
5 - 2:01.452	10 - 1:57.067	15 - 2:03.314	
3	Richard EYRE	GBR	Jaguar XJR16
1 - 2:07.209	6 - 4:44.180		
2 - 1:59.573	7 - 2:54.987P		
3 - 2:04.357			
4 - 2:08.700			
5 - 2:12.218P			
4	C D'ANSEBOURG	BEL	Jaguar XJR8
1 - 2:21.257	6 - 2:01.519	11 - 2:00.820	
2 - 2:05.156	7 - 2:00.987	12 - 1:59.855	
3 - 2:02.610	8 - 2:02.007	13 - 1:59.907	
4 - 1:59.611	9 - 2:02.082	14 - 2:01.665	
5 - 2:00.155	10 - 2:01.278	15 - 2:02.541	
6	Rupert CLEVELY	GBR	Lancia LC2
1 - 2:14.684	6 - 2:02.760	11 - 2:01.383	
2 - 2:04.777	7 - 2:01.538	12 - 2:04.283	
3 - 2:03.689	8 - 2:01.711	13 - 2:01.910	
4 - 2:03.465	9 - 2:02.488	14 - 2:03.963	
5 - 2:03.437	10 - 2:01.087	15 - 2:06.482	
8	Gareth EVANS	GBR	Jaguar XJR14
1 - 2:10.984	6 - 2:00.155	11 - 1:59.115	16 - 1:59.372
2 - 2:02.481	7 - 1:59.830	12 - 1:59.176	
3 - 2:02.013	8 - 2:00.926	13 - 1:59.618	
4 - 2:01.856	9 - 1:59.657	14 - 1:59.199	
5 - 2:00.663	10 - 2:00.178	15 - 1:59.945	
14	Tommy DREELAN	GBR	Porsche 962
1 - 2:17.774	6 - 2:06.117	11 - 2:07.277	
2 - 2:08.339	7 - 2:07.106	12 - 2:06.617	
3 - 2:07.603	8 - 2:06.815	13 - 2:07.518	
4 - 2:07.302	9 - 2:06.562	14 - 2:05.516	
5 - 2:04.373	10 - 2:07.185	15 - 2:07.491	

Weather/Track: Sun/Dry

www.mstworld.com

Page 1 of 4

Silverstone
Circuit Length = 3.6400 miles.
Start: 20:33 End: 21:03

Printed - 21:08 Saturday, 26 July 2014

Group C Endurance

RACE 12 - LAP ANALYSIS - Silverstone - 25-27 July 2014

(contd.)

15	Adrian WATT	GBR	Spice SE89
1 - 2:07.595	6 - 2:00.470	11 - 1:58.033	16 - 1:57.774
2 - 2:00.306	7 - 2:00.124	12 - 1:58.719	
3 - 2:01.062	8 - 1:58.383	13 - 1:57.156	
4 - 2:00.470	9 - 1:58.096	14 - 1:58.188	
5 - 2:01.817	10 - 1:57.677	15 - 1:58.005	
21	Paul STUBBER	AUS	Lola T711
1 - 2:41.143P			
2 - X:00.000P			
25	Katsu KUBOTA	JPN	Nissan R90CK
1 - 1:59.894	6 - 1:55.553	11 - 1:54.056	16 - 1:57.356
2 - 1:54.482	7 - 1:54.112	12 - 1:56.157	
3 - 1:54.055	8 - 1:54.069	13 - 1:55.038	
4 - 1:53.959	9 - 1:55.271	14 - 1:56.243	
5 - 1:55.453	10 - 1:57.164	15 - 1:56.609	
27	Steve TANDY	GBR	Nissan R90
1 - 2:04.644	6 - 1:59.049	11 - 1:55.845	16 - 1:58.019
2 - 1:58.468	7 - 1:58.772	12 - 1:57.722	
3 - 1:56.189	8 - 1:56.673	13 - 1:56.721	
4 - 1:56.686	9 - 1:54.832	14 - 1:59.638	
5 - 2:17.302	10 - 1:54.543	15 - 2:00.415	
29	Michael LYONS	GBR	Gebhardt C91
1 - 2:02.961	6 - 1:57.630	11 - 1:57.634	
2 - 1:57.638	7 - 1:57.653	12 - 1:58.029	
3 - 1:57.345	8 - 1:57.655		
4 - 1:56.883	9 - 1:57.064		
5 - 1:57.737	10 - 1:57.096		
31	Bob BERRIDGE	GBR	Mercedes C11
1 - 1:59.647	6 - 1:50.810	11 - 1:53.418	16 - 1:58.613
2 - 1:54.333	7 - 1:50.735	12 - 1:52.893	
3 - 1:54.987	8 - 1:53.275	13 - 1:55.199	
4 - 1:53.867	9 - 1:53.832	14 - 1:52.972	
5 - 1:51.402	10 - 1:53.246	15 - 1:55.176	

Weather/Track: Sun/Dry

www.mstworld.com

Page 2 of 4

Silverstone
Circuit Length = 3.6400 miles.
Start: 20:33 End: 21:03

Printed - 21:08 Saturday, 26 July 2014

Group C Endurance

RACE 12 - LAP ANALYSIS - Silverstone - 25-27 July 2014

(contd.)

33	Henrik LINDBERG	DNK	Porsche 962
1 - 2:17.236	6 - 2:08.081	11 - 2:07.093	
2 - 2:08.571	7 - 2:07.893	12 - 2:09.616	
3 - 2:07.596	8 - 2:07.774	13 - 2:09.218	
4 - 2:07.392	9 - 2:07.355	14 - 2:08.070	
5 - 2:08.583	10 - 2:07.461	15 - 2:07.900	
60	Eric RICKENBACHER	CHE	Cheetah
1 - 2:13.199	6 - 2:03.879	11 - 2:01.412	
2 - 2:04.119	7 - 2:01.458	12 - 2:03.189	
3 - 2:03.026	8 - 2:02.356	13 - 2:11.674	
4 - 2:03.061	9 - 2:00.938	14 - 2:05.413	
5 - 2:04.510	10 - 2:02.234	15 - 2:08.252	
71	Georg KJALLGREN	SWE	Courage C26S
1 - 2:21.945	6 - 2:06.910	11 - 2:07.906	
2 - 2:10.386	7 - 2:07.008	12 - 2:10.728	
3 - 2:09.259	8 - 2:09.946	13 - 2:07.733	
4 - 2:07.237	9 - 2:06.503	14 - 2:08.020	
5 - 2:06.068	10 - 2:11.721	15 - 2:08.449	
72	Peter GARROD	GBR	Intrepid RM1
1 - 2:26.019			
2 - 2:22.118			
3 - 2:52.213P			
106	Scott COUPER	GBR	Tiga GC288
1 - 2:27.925	6 - 2:18.454	11 - 2:13.853	
2 - 2:20.144	7 - 2:17.707	12 - 2:16.319	
3 - 2:17.735	8 - 2:17.205	13 - 2:15.322	
4 - 2:19.595	9 - 2:16.322	14 - 2:14.975	
5 - 2:19.675	10 - 2:15.302		
111	Mike DONOVAN	GBR	Spice SE88
1 - 2:05.126	6 - 1:57.501	11 - 1:57.332	16 - 1:58.656
2 - 1:58.869	7 - 1:59.232	12 - 1:58.710	
3 - 1:58.903	8 - 1:58.172	13 - 2:00.081	
4 - 1:58.651	9 - 1:58.330	14 - 2:00.996	
5 - 1:58.518	10 - 1:57.321	15 - 1:58.940	

Weather/Track: Sun/Dry

www.mstworld.com

Page 3 of 4

Silverstone
Circuit Length = 3.6400 miles.
Start: 20:33 End: 21:03

Printed - 21:08 Saturday, 26 July 2014

Group C Endurance

RACE 12 - LAP ANALYSIS - Silverstone - 25-27 July 2014

(contd.)

112	Jonathan FAY	GBR	Tiga GC287
1 - 2:36.783	6 - 2:22.139	11 - 2:24.019	
2 - 2:25.355	7 - 2:21.824	12 - 2:24.727	
3 - 2:26.105	8 - 2:23.107	13 - 2:23.796	
4 - 2:24.485	9 - 2:23.935		
5 - 2:23.131	10 - 2:23.706		
170	Aaron SCOTT	GBR	Spice SE86
1 - 2:08.505	6 - 2:01.537	11 - 2:01.147	
2 - 2:00.753	7 - 2:01.833	12 - 2:02.027	
3 - 2:02.034	8 - 2:03.941	13 - 2:02.352	
4 - 2:02.311	9 - 2:00.659	14 - 2:03.683	
5 - 2:00.776	10 - 2:00.982	15 - 2:03.878	

Weather/Track: Sun/Dry

www.mstworld.com

Page 4 of 4

Silverstone
Circuit Length = 3.6400 miles.
Start: 20:33 End: 21:03

Printed - 21:08 Saturday, 26 July 2014

Group C Endurance

RACE 12 - LAP CHART - Silverstone - 25-27 July 2014

Lap 1			Lap 2			Lap 3			Lap 4			Lap 5		
No	Behind	Laptime	No	Behind	Laptime	No	Behind	Laptime	No	Behind	Laptime	No	Behind	Laptime
31		1:59.647	31		1:54.333	25		1:54.055	25		1:53.959	31		1:51.402
25	0.247	1:59.894	25	0.396	1:54.482	31	0.536	1:54.987	31	0.444	1:53.867	25	3.607	1:55.453
29	3.314	2:02.961	29	6.619	1:57.638	29	9.513	1:57.345	29	12.437	1:56.883	29	18.328	1:57.737
27	4.997	2:04.644	27	9.132	1:58.468	27	10.870	1:56.189	27	13.597	1:56.686	112	1 LAP	2:24.485
111	5.479	2:05.126	111	10.015	1:58.869	2	12.978	1:56.759	2	14.790	1:55.771	2	24.396	2:01.452
2	6.961	2:06.608	2	10.670	1:58.042	111	14.467	1:58.903	111	19.159	1:58.651	111	25.831	1:58.518
3	7.562	2:07.209	3	12.802	1:59.573	15	20.532	2:01.062	15	27.043	2:00.470	15	37.014	2:01.817
15	7.948	2:07.595	15	13.921	2:00.306	3	22.708	2:04.357	170	31.213	2:02.311	27	39.053	2:17.302
170	8.858	2:08.505	170	15.278	2:00.753	170	22.861	2:02.034	8	34.944	2:01.856	170	40.143	2:00.776
8	11.337	2:10.984	8	19.485	2:02.481	8	27.047	2:02.013	3	37.449	2:08.700	8	43.761	2:00.663
60	13.552	2:13.199	60	23.338	2:04.119	60	31.913	2:03.026	60	41.015	2:03.061	60	53.679	2:04.510
6	15.037	2:14.684	6	25.481	2:04.777	6	34.719	2:03.689	6	44.225	2:03.465	4	54.553	2:00.155
33	17.589	2:17.236	33	31.827	2:08.571	4	40.592	2:02.610	4	46.244	1:59.611	6	55.816	2:03.437
14	18.127	2:17.774	14	32.133	2:08.339	33	44.972	2:07.596	33	58.405	2:07.392	3	57.821	2:12.218P
4	21.610	2:21.257	4	32.433	2:05.156	14	45.285	2:07.603	14	58.628	2:07.302	14	1:11.155	2:04.373
71	22.298	2:21.945	71	38.351	2:10.386	71	53.159	2:09.259	71	1:06.437	2:07.237	33	1:15.142	2:08.583
72	26.372	2:26.019	106	54.089	2:20.144	106	1:17.373	2:17.735	106	1:43.009	2:19.595	71	1:20.659	2:06.068
106	28.278	2:27.925	72	54.157	2:22.118	112	1:39.812	2:26.105						
112	37.136	2:36.783	112	1:08.158	2:25.355	72	1:51.919	2:52.213P						
21	41.496	2:41.143P												

Weather/Track: Sun/Dry

www.mstworld.com

Page 1 of 4

Silverstone
Circuit Length = 3.6400 miles.
Start: 20:33 End: 21:03

Printed - 21:08 Saturday, 26 July 2014

Group C Endurance

RACE 12 - LAP CHART - Silverstone - 25-27 July 2014 (contd.)

Lap 6			Lap 7			Lap 8			Lap 9			Lap 10		
No	Behind	Laptime	No	Behind	Laptime	No	Behind	Laptime	No	Behind	Laptime	No	Behind	Laptime
31		1:50.810	31		1:50.735	31		1:53.275	31		1:53.832	31		1:53.246
25	8.350	1:55.553	25	11.727	1:54.112	3	2 LAPS	4:44.180	14	1 LAP	2:06.815	14	1 LAP	2:06.562
106	1 LAP	2:19.675	29	32.066	1:57.653	25	12.521	1:54.069	33	1 LAP	2:07.774	25	17.878	1:57.164
29	25.148	1:57.630	111	41.019	1:59.232	29	36.446	1:57.655	25	13.960	1:55.271	33	1 LAP	2:07.355
2	30.811	1:57.225	2	45.784	2:05.708	111	45.916	1:58.172	71	1 LAP	2:09.946	112	2 LAPS	2:23.107
111	32.522	1:57.501	106	1 LAP	2:18.454	2	51.235	1:58.726	29	39.678	1:57.064	71	1 LAP	2:06.503
15	46.674	2:00.470	27	55.329	1:58.772	27	58.727	1:56.673	111	50.414	1:58.330	29	43.528	1:57.096
27	47.292	1:59.049	15	56.063	2:00.124	15	1:01.171	1:58.383	2	55.156	1:57.753	111	54.489	1:57.321
112	1 LAP	2:23.131	170	1:01.968	2:01.833	21	6 LAPS	13:37.422P	27	59.727	1:54.832	2	58.977	1:57.067
170	50.870	2:01.537	8	1:02.201	1:59.830	8	1:09.852	2:00.926	15	1:05.435	1:58.096	27	1:01.024	1:54.543
8	53.106	2:00.155	4	1:15.514	2:00.987	106	1 LAP	2:17.707	3	2 LAPS	2:54.987P	15	1:09.866	1:57.677
4	1:05.262	2:01.519	60	1:17.471	2:01.458	170	1:12.634	2:03.941	8	1:15.677	1:59.657	8	1:22.609	2:00.178
60	1:06.748	2:03.879	6	1:18.569	2:01.538	4	1:24.246	2:02.007	170	1:19.461	2:00.659	170	1:27.197	2:00.982
6	1:07.766	2:02.760	112	1 LAP	2:22.139	60	1:26.552	2:02.356	4	1:32.496	2:02.082	4	1:40.528	2:01.278
14	1:26.462	2:06.117	14	1:42.833	2:07.106	6	1:27.005	2:01.711	60	1:33.658	2:00.938	60	1:42.646	2:02.234
33	1:32.413	2:08.081	33	1:49.571	2:07.893	112	1 LAP	2:21.824	106	1 LAP	2:17.205	6	1:43.502	2:01.087
71	1:36.759	2:06.910	71	1:53.032	2:07.008				6	1:35.661	2:02.488			

Weather/Track: Sun/Dry

www.mstworld.com

Page 2 of 4

Silverstone
Circuit Length = 3.6400 miles.
Start: 20:33 End: 21:03
Printed - 21:08 Saturday, 26 July 2014

Group C Endurance

RACE 12 - LAP CHART - Silverstone - 25-27 July 2014

(contd.)

Lap 11			Lap 12			Lap 13			Lap 14			Lap 15		
No	Behind	Laptime	No	Behind	Laptime	No	Behind	Laptime	No	Behind	Laptime	No	Behind	Laptime
31		1:53.418	31		1:52.893	31		1:55.199	31		1:52.972	31		1:55.176
106	2 LAPS	2:16.322	25	21.780	1:56.157	60	1 LAP	2:03.189	112	3 LAPS	2:24.019	170	1 LAP	2:03.683
25	18.516	1:54.056	106	2 LAPS	2:15.302	6	1 LAP	2:04.283	4	1 LAP	1:59.907	4	1 LAP	2:01.665
14	1 LAP	2:07.185	14	1 LAP	2:07.277	25	21.619	1:55.038	6	1 LAP	2:01.910	6	1 LAP	2:03.963
33	1 LAP	2:07.461	33	1 LAP	2:07.093	106	2 LAPS	2:13.853	60	1 LAP	2:11.674	25	26.323	1:56.609
71	1 LAP	2:11.721	29	52.880	1:58.029	14	1 LAP	2:06.617	25	24.890	1:56.243	112	3 LAPS	2:24.727
29	47.744	1:57.634	71	1 LAP	2:07.906	33	1 LAP	2:09.616	106	2 LAPS	2:16.319	60	1 LAP	2:05.413
112	2 LAPS	2:23.935	111	1:04.220	1:58.710	111	1:09.102	2:00.081	14	1 LAP	2:07.518	14	1 LAP	2:05.516
111	58.403	1:57.332	27	1:08.280	1:57.722	27	1:09.802	1:56.721	27	1:16.468	1:59.638	111	1:20.890	1:58.940
27	1:03.451	1:55.845	2	1:17.521	2:01.556	71	1 LAP	2:10.728	111	1:17.126	2:00.996	27	1:21.707	2:00.415
2	1:08.858	2:03.299	15	1:20.307	1:58.719	2	1:22.081	1:59.759	33	1 LAP	2:09.218	106	2 LAPS	2:15.322
15	1:14.481	1:58.033	112	2 LAPS	2:23.706	15	1:22.264	1:57.156	15	1:27.480	1:58.188	15	1:30.309	1:58.005
8	1:28.306	1:59.115	8	1:34.589	1:59.176	8	1:39.008	1:59.618	71	1 LAP	2:07.733	33	1 LAP	2:08.070
170	1:34.926	2:01.147	170	1:44.060	2:02.027	170	1:51.213	2:02.352	2	1:34.326	2:05.217	2	1:42.464	2:03.314
4	1:47.930	2:00.820	4	1:54.892	1:59.855				8	1:45.235	1:59.199	71	1 LAP	2:08.020
60	1:50.640	2:01.412										8	1:50.004	1:59.945
6	1:51.467	2:01.383												

Weather/Track: Sun/Dry

www.mstworld.com

Page 3 of 4

Silverstone
Circuit Length = 3.6400 miles.
Start: 20:33 End: 21:03

Printed - 21:08 Saturday, 26 July 2014

Group C Endurance

RACE 12 - LAP CHART - Silverstone - 25-27 July 2014

(contd.)

Lap 16			Lap 17			Lap 18			Lap 19			Lap 20		
No	Behind	Laptime	No	Behind	Laptime	No	Behind	Laptime	No	Behind	Laptime	No	Behind	Laptime
31		1:58.613												
170	1 LAP	2:03.878												
4	1 LAP	2:02.541												
25	25.066	1:57.356												
6	1 LAP	2:06.482												
60	1 LAP	2:08.252												
112	3 LAPS	2:23.796												
111	1:20.933	1:58.656												
27	1:21.113	1:58.019												
14	1 LAP	2:07.491												
15	1:29.470	1:57.774												
33	1 LAP	2:07.900												
106	2 LAPS	2:14.975												
2	1:46.831	2:02.980												
8	1:50.763	1:59.372												
71	1 LAP	2:08.449												

Weather/Track: Sun/Dry

www.mstworld.com

Page 4 of 4

Silverstone
Circuit Length = 3.6400 miles.
Start: 20:33 End: 21:03

Printed - 21:08 Saturday, 26 July 2014

Group C Endurance

RACE 18 - CLASSIFICATION - Silverstone - 25-27 July 2014

POS	NO	CL	DRIVER	NAT	CAR	TIME	LAPS	GAP	MPH	BEST
1	31	1	Bob BERRIDGE	GBR	Mercedes C11	30:35.704	16		114.05	1:52.255
2	4	1	Justin LAW	GBR	Jaguar XJR8	31:04.192	16	28.488	112.30	1:54.268
3	27	3	Steve TANDY	GBR	Nissan R90	31:32.436	16	56.732	110.63	1:56.202
4	15	1	Adrian WATT	GBR	Spice SE89	31:32.797	16	57.093	110.61	1:55.279
5	111	2	Mike DONOVAN	GBR	Spice SE88	31:50.198	16	1:14.494	109.60	1:57.123
6	170	2	Aaron SCOTT	GBR	Spice SE86	30:39.003	15	1 LAP	106.72	2:00.179
7	21	1	Paul STUBBER	AUS	Lola T711	30:47.241	15	1 LAP	106.24	2:00.066
8	3	3	Richard EYRE	GBR	Jaguar XJR16	30:59.182	15	1 LAP	105.56	2:01.192
9	6	1	Rupert CLEVELY	GBR	Lancia LC2	31:00.600	15	1 LAP	105.48	2:01.497
10	33	1	Henrik LINDBERG	DNK	Porsche 962	31:12.753	15	1 LAP	104.79	2:03.527
11	14	1	Tommy DREELAN	GBR	Porsche 962	32:08.032	15	1 LAP	101.79	2:05.899
12	71	1	Georg KJALLGREN	SWE	Courage C26S	32:13.848	15	1 LAP	101.48	2:04.780
13	106	2	Scott COUPER	GBR	Tiga GC288	30:38.469	14	2 LAPS	99.62	2:07.112
14	72	3	Peter GARROD	GBR	Intrepid RM1	31:00.306	14	2 LAPS	98.45	2:09.432
15	112	2	Jonathan FAY	GBR	Tiga GC287	26:28.584	11	5 LAPS	90.54	2:21.761

NOT CLASSIFIED

25	1	Katsu KUBOTA	JPN	Nissan R90CK	13:50.438	7	D.N.F.	110.09	1:52.903
60	1	Eric RICKENBACHER	CHE	Cheetah	8:22.703	4	D.N.F.	103.66	2:01.536

FASTEST LAP

31	1	Bob BERRIDGE		Mercedes C11	1:52.255	4	116.73mph	187.86kph
27	3	Steve TANDY		Nissan R90	1:56.202	12	112.76mph	181.48kph
111	2	Mike DONOVAN		Spice SE88	1:57.123	12	111.88mph	180.05kph

Weather/Track: Sun/Dry. Car 29 did not start.

These results are provisional until the conclusion of any judicial and technical matters.

Silverstone
Circuit Length = 3.6400 miles.
Start: 14:11 End: 14:42

Clerk of the Course:

Timekeeper:

Group C Endurance

RACE 18 - CLASSIFICATION BY CLASS - CLASS 1 - Silverstone - 25-27 July 2014

POS	NO	CL	DRIVER	NAT	CAR	TIME	LAPS	GAP	MPH	BEST
1	31	1	Bob BERRIDGE	GBR	Mercedes C11	30:35.704	16		114.05	1:52.255
2	4	1	Justin LAW	GBR	Jaguar XJR8	31:04.192	16	28.488	112.30	1:54.268
3	15	1	Adrian WATT	GBR	Spice SE89	31:32.797	16	57.093	110.61	1:55.279
4	21	1	Paul STUBBER	AUS	Lola T711	30:47.241	15	1 LAP	106.24	2:00.066
5	6	1	Rupert CLEVELY	GBR	Lancia LC2	31:00.600	15	1 LAP	105.48	2:01.497
6	33	1	Henrik LINDBERG	DNK	Porsche 962	31:12.753	15	1 LAP	104.79	2:03.527
7	14	1	Tommy DREELAN	GBR	Porsche 962	32:08.032	15	1 LAP	101.79	2:05.899
8	71	1	Georg KJALLGREN	SWE	Courage C26S	32:13.848	15	1 LAP	101.48	2:04.780
NOT CLASSIFIED										
25	1	1	Katsu KUBOTA	JPN	Nissan R90CK	13:50.438	7	D.N.F.	110.09	1:52.903
60	1	1	Eric RICKENBACHER	CHE	Cheetah	8:22.703	4	D.N.F.	103.66	2:01.536
FASTEST LAP										
31	1	1	Bob BERRIDGE		Mercedes C11	1:52.255	4	116.73mph		187.86kph

Weather/Track: Sun/Dry.

These results are provisional until the conclusion of any judicial and technical matters.

Silverstone
Circuit Length = 3.6400 miles.
Start: 14:11 End: 14:42

Clerk of the Course:

Timekeeper:

Group C Endurance

RACE 18 - CLASSIFICATION BY CLASS - CLASS 3 - Silverstone - 25-27 July 2014

POS	NO	CL	DRIVER	NAT	CAR	TIME	LAPS	GAP	MPH	BEST
1	27	3	Steve TANDY	GBR	Nissan R90	31:32.436	16		110.63	1:56.202
2	3	3	Richard EYRE	GBR	Jaguar XJR16	30:59.182	15	1 LAP	105.56	2:01.192
3	72	3	Peter GARROD	GBR	Intrepid RM1	31:00.306	14	2 LAPS	98.45	2:09.432

NOT CLASSIFIED

FASTEST LAP

27 3 Steve TANDY

Nissan R90

1:56.202 12 112.76mph 181.48kph

Weather/Track: Sun/Dry.

These results are provisional until the conclusion of any judicial and technical matters.

Silverstone
Circuit Length = 3.6400 miles.
Start: 14:11 End: 14:42

Clerk of the Course:

Timekeeper:

Group C Endurance

RACE 18 - CLASSIFICATION BY CLASS - CLASS 2 - Silverstone - 25-27 July 2014

POS	NO	CL	DRIVER	NAT	CAR	TIME	LAPS	GAP	MPH	BEST
1	111	2	Mike DONOVAN	GBR	Spice SE88	31:50.198	16		109.60	1:57.123
2	170	2	Aaron SCOTT	GBR	Spice SE86	30:39.003	15	1 LAP	106.72	2:00.179
3	106	2	Scott COUPER	GBR	Tiga GC288	30:38.469	14	2 LAPS	99.62	2:07.112
4	112	2	Jonathan FAY	GBR	Tiga GC287	26:28.584	11	5 LAPS	90.54	2:21.761

NOT CLASSIFIED

FASTEST LAP

111	2	Mike DONOVAN	Spice SE88	1:57.123	12	111.88mph	180.05kph
-----	---	--------------	------------	----------	----	-----------	-----------

Weather/Track: Sun/Dry.

These results are provisional until the conclusion of any judicial and technical matters.

Silverstone
Circuit Length = 3.6400 miles.
Start: 14:11 End: 14:42

Clerk of the Course:

Timekeeper:

Group C Endurance

RACE 18 - LAP ANALYSIS - Silverstone - 25-27 July 2014

3	Richard EYRE	GBR	Jaguar XJR16
1 - 2:07.026	6 - 2:03.508	11 - 2:05.378	
2 - 2:01.429	7 - 2:06.179	12 - 2:03.576	
3 - 2:01.192	8 - 2:05.247	13 - 2:02.025	
4 - 2:05.137	9 - 2:04.427	14 - 2:02.142	
5 - 2:04.580	10 - 2:03.651	15 - 2:03.685	
4	Justin LAW	GBR	Jaguar XJR8
1 - 2:05.081	6 - 1:57.824	11 - 1:55.123	16 - 1:55.190
2 - 1:59.110	7 - 1:55.337	12 - 1:55.914	
3 - 1:57.070	8 - 1:55.091	13 - 1:54.268	
4 - 1:56.219	9 - 1:56.636	14 - 1:54.659	
5 - 1:55.658	10 - 1:54.619	15 - 1:56.393	
6	Rupert CLEVELY	GBR	Lancia LC2
1 - 2:11.560	6 - 2:03.074	11 - 2:02.519	
2 - 2:02.914	7 - 2:04.297	12 - 2:02.641	
3 - 2:03.734	8 - 2:04.479	13 - 2:01.497	
4 - 2:04.049	9 - 2:04.474	14 - 2:01.526	
5 - 2:05.034	10 - 2:04.659	15 - 2:04.143	
14	Tommy DREELAN	GBR	Porsche 962
1 - 2:14.320	6 - 2:06.136	11 - 2:09.532	
2 - 2:06.604	7 - 2:06.193	12 - 2:07.442	
3 - 2:08.176	8 - 2:07.516	13 - 2:09.090	
4 - 2:05.899	9 - 2:08.647	14 - 2:11.394	
5 - 2:06.870	10 - 2:09.147	15 - 2:11.066	
15	Adrian WATT	GBR	Spice SE89
1 - 2:04.646	6 - 1:56.709	11 - 1:57.146	16 - 1:57.019
2 - 2:01.766	7 - 1:56.670	12 - 1:56.791	
3 - 2:00.184	8 - 1:57.274	13 - 1:56.069	
4 - 2:01.684	9 - 1:56.952	14 - 1:57.125	
5 - 1:57.488	10 - 1:59.995	15 - 1:55.279	
21	Paul STUBBER	AUS	Lola T711
1 - 2:06.093	6 - 2:02.632	11 - 2:00.365	
2 - 2:00.066	7 - 2:03.475	12 - 2:03.102	
3 - 2:00.069	8 - 2:02.255	13 - 2:02.514	
4 - 2:01.887	9 - 2:00.715	14 - 2:06.015	
5 - 2:03.676	10 - 2:00.833	15 - 2:13.544	

Weather/Track: Sun/Dry.

Group C Endurance

RACE 18 - LAP ANALYSIS - Silverstone - 25-27 July 2014

(contd.)

25	Katsu KUBOTA	JPN	Nissan R90CK
1 - 2:18.199	6 - 1:52.903		
2 - 1:57.425	7 - 1:53.194		
3 - 1:55.315			
4 - 1:57.838			
5 - 1:55.564			
27	Steve TANDY	GBR	Nissan R90
1 - 2:03.918	6 - 1:58.950	11 - 1:56.998	16 - 1:58.066
2 - 1:58.402	7 - 1:58.201	12 - 1:56.202	
3 - 1:57.317	8 - 1:57.749	13 - 1:56.941	
4 - 1:58.648	9 - 1:57.406	14 - 1:57.694	
5 - 1:59.442	10 - 1:57.658	15 - 1:58.844	
31	Bob BERRIDGE	GBR	Mercedes C11
1 - 2:00.490	6 - 1:54.288	11 - 1:54.688	16 - 1:59.119
2 - 1:52.940	7 - 1:54.908	12 - 1:55.507	
3 - 1:52.310	8 - 1:55.160	13 - 1:53.938	
4 - 1:52.255	9 - 1:54.627	14 - 1:54.065	
5 - 1:53.136	10 - 1:53.187	15 - 1:55.086	
33	Henrik LINDBERG	DNK	Porsche 962
1 - 2:09.900	6 - 2:03.527	11 - 2:05.376	
2 - 2:03.932	7 - 2:04.226	12 - 2:04.581	
3 - 2:04.132	8 - 2:04.402	13 - 2:04.533	
4 - 2:04.002	9 - 2:04.743	14 - 2:05.533	
5 - 2:04.537	10 - 2:04.583	15 - 2:04.746	
60	Eric RICKENBACHER	CHE	Cheetah
1 - 2:13.735			
2 - 2:01.536			
3 - 2:03.487			
4 - 2:03.945			
71	Georg KJALLGREN	SWE	Courage C26S
1 - 2:13.052	6 - 2:06.760	11 - 2:06.429	
2 - 2:07.101	7 - 2:04.957	12 - 2:07.533	
3 - 2:21.253P	8 - 2:04.780	13 - 2:06.718	
4 - 2:23.875	9 - 2:05.786	14 - 2:06.625	
5 - 2:07.263	10 - 2:05.536	15 - 2:06.180	

Weather/Track: Sun/Dry.

www.mstworld.com

Page 2 of 3

Silverstone
Circuit Length = 3.6400 miles.
Start: 14:11 End: 14:42

Printed - 14:45 Sunday, 27 July 2014

Group C Endurance

RACE 18 - LAP ANALYSIS - Silverstone - 25-27 July 2014

(contd.)

72	Peter GARROD	GBR	Intrepid RM1				
1 -	2:17.871	6 -	2:13.072	11 -	2:11.593		
2 -	2:12.843	7 -	2:09.432	12 -	2:14.396		
3 -	2:11.905	8 -	2:13.408	13 -	2:12.834		
4 -	2:14.173	9 -	2:11.899	14 -	2:10.367		
5 -	2:13.403	10 -	2:13.110				
106	Scott COUPER	GBR	Tiga GC288				
1 -	2:27.602	6 -	2:10.529	11 -	2:10.531		
2 -	2:12.953	7 -	2:07.585	12 -	2:14.426		
3 -	2:09.824	8 -	2:07.112	13 -	2:09.649		
4 -	2:09.758	9 -	2:08.022	14 -	2:09.970		
5 -	2:10.691	10 -	2:09.817				
111	Mike DONOVAN	GBR	Spice SE88				
1 -	2:07.200	6 -	1:58.271	11 -	1:57.310	16 -	1:59.318
2 -	2:01.753	7 -	1:59.119	12 -	1:57.123		
3 -	2:01.458	8 -	1:58.198	13 -	1:58.046		
4 -	2:00.156	9 -	1:57.605	14 -	1:58.362		
5 -	1:59.430	10 -	1:57.193	15 -	1:59.656		
112	Jonathan FAY	GBR	Tiga GC287				
1 -	2:30.883	6 -	2:25.826	11 -	2:22.061		
2 -	2:24.784	7 -	2:24.698				
3 -	2:22.035	8 -	2:21.985				
4 -	2:21.761	9 -	2:26.004				
5 -	2:26.173	10 -	2:22.374				
170	Aaron SCOTT	GBR	Spice SE86				
1 -	2:08.043	6 -	2:00.787	11 -	2:01.670		
2 -	2:01.404	7 -	2:01.883	12 -	2:01.985		
3 -	2:01.943	8 -	2:01.483	13 -	2:04.981		
4 -	2:03.578	9 -	2:01.383	14 -	2:03.162		
5 -	2:01.416	10 -	2:00.179	15 -	2:05.106		

Weather/Track: Sun/Dry.

Group C Endurance

RACE 18 - LAP CHART - Silverstone - 25-27 July 2014

Lap 1			Lap 2			Lap 3			Lap 4			Lap 5		
No	Behind	Laptime	No	Behind	Laptime	No	Behind	Laptime	No	Behind	Laptime	No	Behind	Laptime
31		2:00.490	31		1:52.940	31		1:52.310	31		1:52.255	31		1:53.136
27	3.428	2:03.918	27	8.890	1:58.402	27	13.897	1:57.317	4	19.485	1:56.219	112	1 LAP	2:21.761
15	4.156	2:04.646	4	10.761	1:59.110	4	15.521	1:57.070	27	20.290	1:58.648	4	22.007	1:55.658
4	4.591	2:05.081	21	12.729	2:00.066	21	20.488	2:00.069	21	30.120	2:01.887	27	26.596	1:59.442
21	5.603	2:06.093	15	12.982	2:01.766	15	20.856	2:00.184	15	30.285	2:01.684	25	33.210	1:55.564
3	6.536	2:07.026	3	15.025	2:01.429	3	23.907	2:01.192	25	30.782	1:57.838	15	34.637	1:57.488
111	6.710	2:07.200	111	15.523	2:01.753	111	24.671	2:01.458	111	32.572	2:00.156	111	38.866	1:59.430
170	7.553	2:08.043	170	16.017	2:01.404	25	25.199	1:55.315	3	36.789	2:05.137	21	40.660	2:03.676
33	9.410	2:09.900	33	20.402	2:03.932	170	25.650	2:01.943	170	36.973	2:03.578	170	45.253	2:01.416
6	11.070	2:11.560	6	21.044	2:02.914	33	32.224	2:04.132	33	43.971	2:04.002	3	48.233	2:04.580
71	12.562	2:13.052	60	21.841	2:01.536	6	32.468	2:03.734	6	44.262	2:04.049	33	55.372	2:04.537
60	13.245	2:13.735	25	22.194	1:57.425	60	33.018	2:03.487	60	44.708	2:03.945	6	56.160	2:05.034
14	13.830	2:14.320	71	26.723	2:07.101	14	43.360	2:08.176	14	57.004	2:05.899	14	1:10.738	2:06.870
72	17.381	2:17.871	14	27.494	2:06.604	71	55.666	2:21.253P	72	1:18.797	2:14.173	72	1:39.064	2:13.403
25	17.709	2:18.199	72	37.284	2:12.843	72	56.879	2:11.905	106	1:22.142	2:09.758	106	1:39.697	2:10.691
106	27.112	2:27.602	106	47.125	2:12.953	106	1:04.639	2:09.824	71	1:27.286	2:23.875	71	1:41.413	2:07.263
112	30.393	2:30.883	112	1:02.237	2:24.784	112	1:31.962	2:22.035						

Weather/Track: Sun/Dry.

www.mstworld.com

Page 1 of 4

Silverstone
Circuit Length = 3.6400 miles.
Start: 14:11 End: 14:42

Printed - 14:45 Sunday, 27 July 2014

Group C Endurance

RACE 18 - LAP CHART - Silverstone - 25-27 July 2014

(contd.)

Lap 6			Lap 7			Lap 8			Lap 9			Lap 10		
No	Behind	Laptime	No	Behind	Laptime	No	Behind	Laptime	No	Behind	Laptime	No	Behind	Laptime
31		1:54.288	31		1:54.908	31		1:55.160	31		1:54.627	31		1:53.187
4	25.543	1:57.824	106	1 LAP	2:10.529	71	1 LAP	2:04.957	71	1 LAP	2:04.780	14	1 LAP	2:08.647
27	31.258	1:58.950	72	1 LAP	2:13.072	106	1 LAP	2:07.585	106	1 LAP	2:07.112	112	2 LAPS	2:21.985
25	31.825	1:52.903	4	25.972	1:55.337	72	1 LAP	2:09.432	4	27.912	1:56.636	4	29.344	1:54.619
15	37.058	1:56.709	25	30.111	1:53.194	4	25.903	1:55.091	72	1 LAP	2:13.408	71	1 LAP	2:05.786
112	1 LAP	2:26.173	27	34.551	1:58.201	27	37.140	1:57.749	27	39.919	1:57.406	106	1 LAP	2:08.022
111	42.849	1:58.271	15	38.820	1:56.670	15	40.934	1:57.274	15	43.259	1:56.952	27	44.390	1:57.658
21	49.004	2:02.632	111	47.060	1:59.119	111	50.098	1:58.198	111	53.076	1:57.605	15	50.067	1:59.995
170	51.752	2:00.787	21	57.571	2:03.475	21	1:04.666	2:02.255	21	1:10.754	2:00.715	72	1 LAP	2:11.899
3	57.453	2:03.508	170	58.727	2:01.883	170	1:05.050	2:01.483	170	1:11.806	2:01.383	111	57.082	1:57.193
33	1:04.611	2:03.527	3	1:08.724	2:06.179	3	1:18.811	2:05.247	3	1:28.611	2:04.427	21	1:18.400	2:00.833
6	1:04.946	2:03.074	112	1 LAP	2:25.826	33	1:23.171	2:04.402	33	1:33.287	2:04.743	170	1:18.798	2:00.179
14	1:22.586	2:06.136	33	1:13.929	2:04.226	6	1:23.654	2:04.479	6	1:33.501	2:04.474	3	1:39.075	2:03.651
71	1:53.885	2:06.760	6	1:14.335	2:04.297	112	1 LAP	2:24.698				33	1:44.683	2:04.583
			14	1:33.871	2:06.193	14	1:46.227	2:07.516				6	1:44.973	2:04.659

Weather/Track: Sun/Dry.

www.mstworld.com

Page 2 of 4

Silverstone
Circuit Length = 3.6400 miles.
Start: 14:11 End: 14:42

Printed - 14:45 Sunday, 27 July 2014

Group C Endurance

RACE 18 - LAP CHART - Silverstone - 25-27 July 2014

(contd.)

Lap 11			Lap 12			Lap 13			Lap 14			Lap 15		
No	Behind	Laptime	No	Behind	Laptime	No	Behind	Laptime	No	Behind	Laptime	No	Behind	Laptime
31		1:54.688	31		1:55.507	31		1:53.938	31		1:54.065	31		1:55.086
14	1 LAP	2:09.147	4	30.186	1:55.914	3	1 LAP	2:03.576	3	1 LAP	2:02.025	72	2 LAPS	2:12.834
4	29.779	1:55.123	14	1 LAP	2:09.532	6	1 LAP	2:02.641	6	1 LAP	2:01.497	3	1 LAP	2:02.142
71	1 LAP	2:05.536	27	47.395	1:56.202	33	1 LAP	2:04.581	33	1 LAP	2:04.533	6	1 LAP	2:01.526
112	2 LAPS	2:26.004	71	1 LAP	2:06.429	4	30.516	1:54.268	4	31.110	1:54.659	33	1 LAP	2:05.533
27	46.700	1:56.998	15	53.809	1:56.791	14	1 LAP	2:07.442	27	54.027	1:57.694	4	32.417	1:56.393
15	52.525	1:57.146	111	1:01.320	1:57.123	27	50.398	1:56.941	15	59.000	1:57.125	27	57.785	1:58.844
106	1 LAP	2:09.817	106	1 LAP	2:10.531	15	55.940	1:56.069	14	1 LAP	2:09.090	15	59.193	1:55.279
111	59.704	1:57.310	112	2 LAPS	2:22.374	111	1:05.428	1:58.046	111	1:09.725	1:58.362	111	1:14.295	1:59.656
72	1 LAP	2:13.110	72	1 LAP	2:11.593	71	1 LAP	2:07.533	71	1 LAP	2:06.718	14	1 LAP	2:11.394
21	1:24.077	2:00.365	21	1:31.672	2:03.102	106	1 LAP	2:14.426	106	1 LAP	2:09.649	71	1 LAP	2:06.625
170	1:25.780	2:01.670	170	1:32.258	2:01.985	21	1:40.248	2:02.514	21	1:52.198	2:06.015			
3	1:49.765	2:05.378				112	2 LAPS	2:22.061	170	1:52.398	2:03.162			
6	1:52.804	2:02.519				170	1:43.301	2:04.981						
33	1:55.371	2:05.376				72	1 LAP	2:14.396						

Weather/Track: Sun/Dry.

www.mstworld.com

Page 3 of 4

Silverstone
Circuit Length = 3.6400 miles.
Start: 14:11 End: 14:42

Printed - 14:45 Sunday, 27 July 2014

Group C Endurance

RACE 18 - LAP CHART - Silverstone - 25-27 July 2014

(contd.)

Lap 16			Lap 17			Lap 18			Lap 19			Lap 20		
No	Behind	Laptime	No	Behind	Laptime	No	Behind	Laptime	No	Behind	Laptime	No	Behind	Laptime
31		1:59.119												
106	2 LAPS	2:09.970												
170	1 LAP	2:05.106												
21	1 LAP	2:13.544												
3	1 LAP	2:03.685												
72	2 LAPS	2:10.367												
6	1 LAP	2:04.143												
4	28.488	1:55.190												
33	1 LAP	2:04.746												
27	56.732	1:58.066												
15	57.093	1:57.019												
111	1:14.494	1:59.318												
14	1 LAP	2:11.066												
71	1 LAP	2:06.180												

Weather/Track: Sun/Dry.

www.mstworld.com

Page 4 of 4

Silverstone
Circuit Length = 3.6400 miles.
Start: 14:11 End: 14:42
Printed - 14:45 Sunday, 27 July 2014